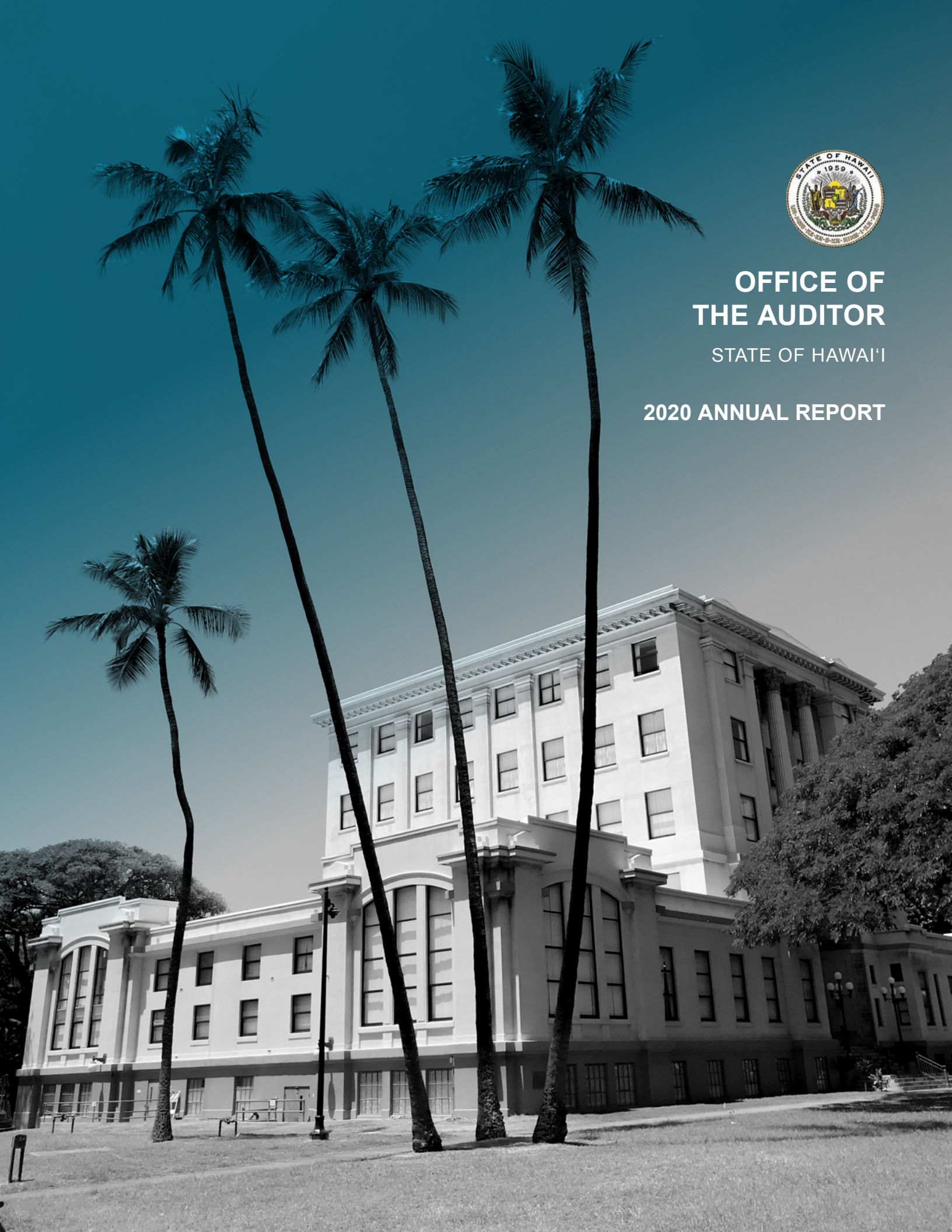




OFFICE OF THE AUDITOR

STATE OF HAWAII

2020 ANNUAL REPORT





OFFICE OF THE AUDITOR STATE OF HAWAII

Constitutional Mandate

Pursuant to Article VII, Section 10 of the Hawai'i State Constitution, the Office of the Auditor shall conduct post-audits of the transactions, accounts, programs and performance of all departments, offices and agencies of the State and its political subdivisions.

The Auditor's position was established to help eliminate waste and inefficiency in government, provide the Legislature with a check against the powers of the executive branch, and ensure that public funds are expended according to legislative intent.

Hawai'i Revised Statutes, Chapter 23, gives the Auditor broad powers to examine all books, records, files, papers and documents, and financial affairs of every agency. The Auditor also has the authority to summon people to produce records and answer questions under oath.

Our Mission

To improve government through independent and objective analyses.

We provide independent, objective, and meaningful answers to questions about government performance. Our aim is to hold agencies accountable for their policy implementation, program management, and expenditure of public funds.

Our Work

We conduct performance audits (also called management or operations audits), which examine the efficiency and effectiveness of government programs or agencies, as well as financial audits, which attest to the fairness of financial statements of the State and its agencies.

Additionally, we perform procurement audits, sunrise analyses and sunset evaluations of proposed regulatory programs, analyses of proposals to mandate health insurance benefits, analyses of proposed special and revolving funds, analyses of existing special, revolving and trust funds, and special studies requested by the Legislature.

We report our findings and make recommendations to the governor and the Legislature to help them make informed decisions.

For more information on the Office of the Auditor, visit our website:
<http://auditor.hawaii.gov>

Table of Contents

Auditor’s Message..... 1

Whatever We Can Do to Help2

**Summary of Reports:
July 1, 2019 to April 30, 2021**

19-13 Audit of the Department of Education’s Administration of School Impact Fees 6

19-14 Follow-Up on Recommendations from Report No. 16-08, *Audit of Hawai’i’s Motion Picture, Digital Media, and Film Production Income Tax Credit* 7

19-15 Report on the Implementation of State Auditor’s Recommendations 2014 – 2017 8

19-16 Review of Special Funds, Revolving Funds, Trust Funds, and Trust Accounts of the Department of the Attorney General..... 9

19-17 Study of Proposed Mandatory Health Insurance for Clinical Victim Support Services for Victims of Sexual Violence and Abuse 10

20-01 Review of Special Funds, Revolving Funds, Trust Funds, and Trust Accounts of the Department of Business, Economic Development and Tourism11

20-02 Report on Compliance with Statutory Requirements Based on Report No. 15-13, *Study of State Departmental Engineering Sections That Manage Capital Improvement Projects*..... 12

20-03 Review of Special Funds, Revolving Funds, Trust Funds, and Trust Accounts of the University of Hawai’i 13

20-04 Analyses of Proposed Special and Revolving Funds 2020 14

COVID-19 SPECIAL PROJECTS

20-05 Report on General Excise Tax Exemptions Suspended in FY2012-FY2013..... 15

COVID-19 SPECIAL PROJECTS

20-06 Report on Special and Revolving Fund Accounts with Inactive or Excess Balances 16

COVID-19 SPECIAL PROJECTS

20-07 Report on Potential Available State Moneys Identified in Prior Audit Reports 17

COVID-19 SPECIAL PROJECTS

20-08 Supplement to Report No. 20-06, *Report on Special and Revolving Fund Accounts with Inactive or Excess Balances*..... 19

20-09 Review of General Excise and Use Tax Exemptions and Exclusions..... 20

COVID-19 SPECIAL PROJECTS

20-10 Report on the Department of Health’s Contact Tracing Efforts..... 21

COVID-19 SPECIAL PROJECTS

20-11 Report on the Hawai’i State Department of Education’s Policies and Procedures for Handling Positive COVID-19 Test Results in Staff, Teachers, and Students 22

20-12 Follow-Up on Recommendations from Report No. 17-05, *Audit of Hawai’i Department of Agriculture’s Plant Quarantine Branch*..... 23

COVID-19 SPECIAL PROJECTS

20-13 Limited Scope Review of the State of Hawai’i’s Mandatory Travel Self-Quarantine Program 24

COVID-19 SPECIAL PROJECTS

20-14 Limited Scope Review of the State’s Oversight of Moneys Received Through the Coronavirus Relief Fund ... 25

20-15 Report on the Implementation of State Auditor’s Recommendations 2015 – 2018..... 26

20-16 Review of Special Funds, Revolving Funds, Trust Funds, and Trust Accounts of the Department of Hawaiian Home Lands 27

20-17 Review of Special Funds, Revolving Funds, Trust Funds, and Trust Accounts of the Judiciary 28

20-18 Review of Special Funds, Revolving Funds, Trust Funds, and Trust Accounts of the Department of Commerce and Consumer Affairs 29

COVID-19 SPECIAL PROJECTS

20-19 Limited Scope Review of State Building Management in Response to COVID-19 by the Central Services Division of the Department of Accounting and General Services 30

20-20 Sunset Evaluation: Regulation of Behavior Analysts 31

21-01 Audit of the Agribusiness Development Corporation 32

21-02 Review of Special Funds, Revolving Funds, Trust Funds, and Trust Accounts of the Department of Human Services 33

21-03 Review of Special Funds, Revolving Funds, Trust Funds, and Trust Accounts of the Department of Health .. 34

21-04 Analyses of Proposed Special and Revolving Funds 2021 36

21-05 Follow-Up on Recommendations from Report No. 18-01, *Audit of the Hawai’i State Energy Office* 37

21-06 Review of Income and Financial Institutions Tax Credits Pursuant to Section 23-92, Hawai’i Revised Statutes 38

21-07 Review of General Excise and Use Tax Exemptions and Exclusions Pursuant to Section 23-73, Hawai’i Revised Statutes 39

Summary of Financial Audits: July 1, 2019 to April 30, 2021 41

Office of the Auditor Appropriations and Expenditures on a Budgetary Basis for the Fiscal Year Ended June 30, 2020 71

A Year Like No Other

WELCOME to this annual report, which highlights the Office of the Auditor’s work since July 1, 2019. Section 23-9, Hawai’i Revised Statutes, requires the Auditor to submit a report to the Legislature on the audits and examinations completed during the past fiscal year, as well as all other audits and examinations conducted during the current fiscal year.

Due to the COVID-19 pandemic, 2020’s audit work is markedly different from years past. In addition to our traditional slate of audits and reviews, we issued a series of special reports to aid the Legislature in its effort to limit the economic damage from the pandemic, as well as to address health and safety concerns in schools, at the airports, and within public buildings maintained by the state. Our routine non-general fund reviews took on new purpose, enabling us to point the Legislature toward idle moneys that could potentially be redirected for urgent state priorities.

As the pandemic wore on, the federal government appropriated trillions of dollars in aid for individuals, businesses, and health care systems, as well as state and local governments, which presented new challenges for audit offices across the nation. The Senate Special Committee on COVID-19 asked our office to conduct a limited scope review on oversight of the State’s \$862.8 million share of the Coronavirus Relief Fund (CRF), which was established by the Coronavirus Aid, Relief, and Economic Security Act. Our resulting report raised several issues of concern, including inconsistent monitoring and tracking of CRF moneys that contributed to significant discrepancies in the State’s accounting of moneys allocated, encumbered, and expended.

We could not have accomplished this without the adaptability and collegiality of our staff, whose expertise, experience, and commitment to the state ensured the office continued to produce meaningful and impactful work despite extraordinary conditions.



PHOTO: MICHAEL KEANY

Mission of the Office of the Auditor

Improving government through independent and objective analyses.



PHOTO: ISTOCK.COM

Whatever We Can Do to Help

Our 2020 reports reflect how the Office of the Auditor adapted to the COVID-19 pandemic

IN MARCH 2020, Hawai‘i residents’ lives were unexpectedly and indelibly changed by a global COVID-19 pandemic that impacted public health and the local economy as well as our daily life and work routines. Amid rising numbers of COVID-19 infections, the Governor began issuing a series of emergency proclamations on March 4; the third contained a stay-at-home order intended to span from March 25 to April 1, 2020. But we soon realized there would be no quick fix, so we hunkered down and got to work as we waited – and continue to wait – for a “new normal” to emerge.

With exceptions for emergency and essential personnel, many state employees were directed to work remotely for the remainder of 2020, limiting our ability to access agency records and other information. When the Governor issued his stay-at-home mandate, we were in the midst of fieldwork

related to an audit of the Department of Public Safety and were assessing the Disease Outbreak Control Division of the Department of Health, the Plant Quarantine Branch of the Department of Agriculture, and the Hawai‘i State Energy Office’s implementation of recommendations to address prior audit findings. We immediately hit pause on that work to allow those departments to focus their efforts on COVID-19. We also recognized that other departments were not equipped to work remotely and would be challenged to maintain their operations while working from home, at least at that moment.

Given the crisis that faced our state, we decided to redirect our efforts to projects that would provide value in close to real time. Our mindset was “whatever we can do to help.” Like many other audit offices across the country, we devoted a great deal of time and effort to COVID-19-related reports.

We initially reviewed our prior reports to identify information that might be helpful to legislators and other state officials in addressing the many challenges created by the pandemic, including projection of a massive reduction in state tax revenues. Among other things, we compiled information from our reports about departments' special, revolving, and trust funds, which hold moneys outside of the State's general fund. We identified those funds whose balances were significantly more than the funds' average expenditures along with funds that had no financial activity for the past five fiscal years. We thought the information would be helpful to the Legislature if it wanted to redirect moneys held in those funds for other purposes.

The other reports we issued, many of which were at the request of the Senate's Special Committee on COVID-19, included information about the State's contact tracing efforts, the Department of Education's response to positive COVID-19 cases, the implementation of the 14-day travel quarantine program, the State's oversight of moneys received through the Coronavirus Relief Fund, and the management of state buildings in response to COVID-19.

As departments began operating more "normally," we were able to restart our other work, including a performance audit related to the Agribusiness Development Corporation, analysis of numerous tax preferences, audit recommendation follow-up reports, and a study of state departments' adherence to statutory requirements when managing capital improvement projects. Instead of the in-person interviews, site visits, and other types of fieldwork we generally conduct, we connected with auditees – and each other – over Zoom and Microsoft Teams. That said, we did don personal protective equipment when we felt it necessary to independently verify what agencies had self-reported, such as when our project team went to the Daniel K. Inouye International Airport to observe part of the mandatory travel self-quarantine process.

Over the course of the year, we also completed a "sunset analysis" on the regulation of behavior analysts; reviews of the special, revolving, and

trust funds and trust accounts maintained by the Judiciary, the Department of Hawaiian Home Lands, the Department of Commerce and Consumer Affairs, the Department of Human Services, and the Department of Health; and analyses of special and revolving funds proposed during the 2020 legislative session.

We also completed our first review of tax exemptions and exclusions, complying with a statutory mandate to review a number of different tax exemptions, exclusions, credits, and deductions each year. The 2020 report includes general excise tax exemptions and exclusions for, among other things, gross income of contractors from subcontractors, reimbursement to federal cost-plus contractors, amounts received from aircraft and aircraft engine rental or leasing, and amounts received from aircraft servicing and maintenance and aircraft service and maintenance facility construction.

Despite myriad challenges, the State issued its Annual Comprehensive Financial Report (ACFR) ahead of schedule. Last year, the State of Hawai'i earned the coveted Government Finance Officers Association's (GFOA) Certificate of Achievement for Excellence in Financial Reporting, an award given to individual governments that succeed in preparing annual comprehensive financial reports that evidence the spirit of transparency and full disclosure. On-time issuance of the State's ACFR and achievement of GFOA's award can positively affect the State's ability to issue general obligation bonds to fund capital improvement projects.

The coronavirus pandemic has presented state agencies, including our office, with significant changes and challenges that continue beyond 2020. I was impressed by the way our office adapted, almost seamlessly, to remote operations and continued the teamwork critical to every report this office issues. And, I am proud of the work we completed and of our staff who continually impress me with their dedication, professionalism, and willingness to do the work that needs to be done. We are ready for the challenges of the new normal and will continue to do whatever we can to help as we, as a state, move forward.



Summary of Reports

July 1, 2019 to April 30, 2021



PHOTO: ISTOCK.COM

Audit of the Department of Education’s Administration of School Impact Fees

Report No. 19-13, September 2019

Hawai‘i’s school impact fee law, codified as Sections 302A-1601 through 302A-1612, Hawai‘i Revised Statutes, requires that all builders of new residential units within a designated school impact district pay impact fees – individual home builders and large developers alike. The law sets forth formulas for calculating school impact fees, which include land for new schools (or fees in lieu of land) and a percentage of the estimated cost to build new schools. This report examines the Department of Education’s (DOE) assessment, collection, and accounting of school impact fees.

DOE COLLECTS SCHOOL IMPACT FEES to offset the cost of new and expanded educational facilities needed to serve new residential developments. However, we found the department has no written policies and procedures for the selection of potential school impact districts, the factors that should be considered in determining the size of potential districts, or oversight and review of this process. These determinations are the responsibility of a single DOE employee, a Land Use Planner who relies on “intuition” and “professional judgment” to evaluate the need for new schools and classrooms in areas experiencing residential growth. This has led to inconsistencies, particularly in DOE’s calculation of school impact fees, which at times were based on questionable assumptions, such as residential growth projections tied to Honolulu’s unfinished rail project.

We also found that DOE does not begin assessing school impact fees immediately upon the Board of Education’s designation of a school impact district, sometimes waiting months before beginning collection. In addition, the department is dependent on the cooperation of county building departments to enforce the school impact fee law, although it has not promulgated administrative rules to proscribe the process it intends the counties to follow before issuing building permits for new residential

construction in an impact fee district. Hawai‘i County decided not to cooperate after the first school impact district was designated in West Hawai‘i, leading the DOE to suspend implementation.

Since 2007, only \$5.3 million in school impact fees have been collected – a fraction of the \$80 million to \$100 million DOE estimates it needs to build a single school. DOE’s inconsistent and problematic implementation of the school impact fee law calls into question the relevance and appropriateness of the fees that have been collected to date. The delay in assessing school impact fees from residential developers in the urban O‘ahu school impact district alone allowed developers to avoid paying school impact fees relating to 32 building permit applications, representing a total of 2,806 planned residential units; we estimate that nearly \$11 million in potential fee revenue was not collected.

The designated district boundaries raise further questions about whether they satisfy the constitutional requirement that there be a “nexus,” or reasonable connection, between the development of new residential units and the need for additional classroom capacity.



PHOTO: ISTOCK.COM

Follow-Up on Recommendations from Report No. 16-08, Audit of Hawai‘i’s Motion Picture, Digital Media, and Film Production Income Tax Credit

Report No. 19-14, September 2019

Section 23-7.5, Hawai‘i Revised Statutes (HRS), requires the Auditor to report to the Legislature annually on each audit recommendation more than one year old that has not been implemented by the audited department or agency. This report presents the results of our follow-up on the Department of Taxation (DoTax) and the Hawai‘i Film Office’s implementation of the nine audit recommendations made in Report No. 16-08, Audit of Hawai‘i’s Motion Picture, Digital Media, and Film Production Income Tax Credit, which was published in November 2016.

IN 2016, we found that DoTax had broadened the scope of the film tax credit to include out-of-state expenses subject to tax under Chapter 238, HRS, as “qualified production costs” eligible for the credit. We reported that DoTax’s implementation of the tax credit was inconsistent with the plain language of the statute and the Legislature’s intent for the incentive to stimulate economic growth, which increased the cost of the film tax credit to the state. Expenditures paid to out-of-state businesses and service providers do not infuse money into Hawai‘i’s economy or provide income for local residents, nor do they create local jobs.

We also found that DoTax had not adopted administrative rules needed to provide assurance that the film tax credit is properly administered. Without such rules, tax credit qualification requirements were unclear, the Film Office did not have the administrative tools to enforce deadlines and other filing requirements, and there was little assurance that claimed production costs qualified for the tax credit.

At the time of our 2016 audit, the film tax credit statute had been in place for over 10 years. As part of the audit, we found a number of provisions in the

latest publicly released version of the proposed rules that should be revised to provide greater assurance that the film tax credit is managed in accordance with the statute’s intent. Finally, we found that the lack of reliable and timely information made it difficult to evaluate whether, from a cost-benefit perspective, the film tax credit is beneficial to the State and for the Legislature to determine whether or not to extend the credit beyond 2018. The Film Office’s analysis of film tax credit data did not measure the incentive’s true costs and reported economic impacts that were based on incomplete and overstated data.

Our follow-up, conducted between February and June 2019, found that DoTax and the Film Office have fully implemented one recommendation and have partially implemented six of the nine recommendations. Two recommendations have not been implemented and remain open. We also found that DoTax continues to construe the film tax credit statute to include out-of-state expenditures as “qualified production costs.”



Report on the Implementation of State Auditor’s Recommendations 2014 – 2017

Report No. 19-15, November 2019

This is a report on the follow-up reviews of state departments’ and agencies’ implementation of recommendations contained in audit reports issued in calendar years 2014–2017. We conducted the follow-ups pursuant to Section 23-7.5, Hawai‘i Revised Statutes (HRS), which requires the Auditor to report to the Legislature on each recommendation that the Auditor has made that is more than one year old and that has not been implemented by the audited agency.

EVERY YEAR, we follow up on recommendations made in our audit reports. We ask affected agencies to provide us with the status of their implementation of the recommendations made in our reports starting a year after the report was issued. After two or three years, we conduct a more rigorous follow-up review. Those reviews, which we refer to as “active reviews,” include interviewing selected personnel from the agency and examining the agency’s relevant policies, procedures, records, and documents to assess whether its actions fulfilled our recommendations. Our efforts are limited to reviewing and reporting on an agency’s implementation of recommendations made in the original audit report. We do not explore new issues or revisit issues that do not relate to our original recommendations.

From 2014 to 2017, we made 141 audit recommendations, of which the affected agencies reported partially or fully implementing 121. We based our scope and methodology on the United States Government Accountability Office (GAO) guidelines, published in *How to Get Action on Audit Recommendations* (1991), as well as the *Government Auditing Standards* and Section 23-7.5, HRS.

From 2014 to 2017, we made 141 audit recommendations, of which the affected agencies reported partially or fully implementing 121.

According to the GAO, saving tax dollars, improving programs and operations, and providing better service to the public represent audit work’s “bottom line.” Recommendations are the vehicles by which these objectives are sought. However, it is action on recommendations – not the recommendations themselves – that helps government work better at less cost. Effective follow-up is essential to realizing the full benefits of audit work.



PHOTO: OFFICE OF THE AUDITOR

Review of Special Funds, Revolving Funds, Trust Funds, and Trust Accounts of the Department of the Attorney General

Report No. 19-16, November 2019

Section 23-12, Hawai'i Revised Statutes, requires the Auditor to review all existing special, revolving, and trust funds every five years. Reviews are scheduled so that each department's funds are reviewed once every five years. Although not mandated by statute, we include trust accounts as part of our reviews. This is our sixth review of the Department of the Attorney General's (AG) revolving funds, trust funds, and trust accounts, and our second review of the AG's special funds.

WE REVIEWED 21 funds and accounts administered by the AG and reported on 19 of them. Total fund fiscal year-end balances amounted to at least \$31 million per year during the period reviewed.

We used criteria developed by the Legislature and by our office based on public finance and accounting literature. For each fund, we presented a five-year financial summary, the purpose of the fund, and conclusions about its use. Financial data is provided for informational purposes and has not been audited. We did not present conclusions about the effectiveness of programs or their management, or whether the programs should be continued.

We recommended two revolving funds and one trust fund be reclassified as special funds, one trust fund be reclassified as a trust account, one trust account be reclassified as a trust fund, and one trust account be closed.

We noted that the AG did not file statutorily required reports for non-general funds with balances totaling \$84,000 and for administratively created funds with balances totaling more than \$1 million. Accurate and complete reporting provides important information to legislators about an agency's financial position.

We noted that the AG did not file statutorily required reports for non-general funds with balances totaling \$84,000 and for administratively created funds with balances totaling more than \$1 million. Accurate and complete reporting provides important information to legislators about an agency's financial position.

The department disagreed with our assessment that four funds and one account did not meet their respective criteria; however, we maintain that our analyses and conclusions are appropriate. A detailed response to AG's position is included with the report.

As to our other observations, AG stated that the department will take steps to ensure compliance with reporting requirements and provide internal training to ensure transfers are correctly classified.



PHOTO: OFFICE OF THE AUDITOR

Study of Proposed Mandatory Health Insurance for Clinical Victim Support Services for Victims of Sexual Violence and Abuse

Report No. 19-17, December 2019

We assessed the social and financial impacts of mandating insurance coverage for clinical victim support services as proposed in House Bill No. 484, pursuant to Sections 23-51 and 23-52, Hawai‘i Revised Statutes (HRS). Section 23-51, HRS, requires passage of a concurrent resolution requesting an impact assessment by the Auditor before any legislative measure mandating health insurance coverage for a specific health service, disease, or provider can be considered. The 2019 Legislature requested this assessment through Senate Concurrent Resolution No. 171, Senate Draft 1.

HOUSE BILL NO. 484, introduced during the 2019 legislative session, would mandate health insurance coverage for clinical victim support services for victims of sexual violence and abuse. The bill defines “clinical victim support services” as “professional intervention conducted by a licensed mental health provider to identify needs and assist in obtaining coordinated, appropriate services and resources for a victim of sexual violence and abuse to curtail or prevent the progression and worsening of mental disorders and associated functional impairments caused, in whole or in part, by the sexual violence and abuse.”

We were unable to determine the number of sexual violence victims who received any of the clinical support services specified in House Bill No. 484; more generally, however, three of the four 24/7 statewide sexual violence service providers reported serving a total of 1,579 victims in 2017 and 1,614 in 2018. A new policy implemented by the State’s largest insurer in January 2019 identified a medical code that licensed mental health providers can use to bill for support services provided to victims of sexual assault, and the second largest insurer plans to do the same. The medical code will make it

easier to determine how many victims of sexual violence and abuse obtain support services.

In terms of financial impact, most insurers surveyed said mandated coverage would likely increase the cost of services, but none provided an estimate. The State’s three largest providers, who insure 73 percent of Hawai‘i residents, stated those services are already covered.

The State’s Insurance Commissioner testified the proposed coverage mandate could be construed as an additional benefit under the State’s essential health benefits, which would obligate the State to defray the cost. Once the State’s two largest insurers both have medical codes in place, they will be able to track how often the services are being provided and billed for, and whether the claims are being approved by insurers. This data will be helpful to the Legislature if it considers mandating health insurance coverage for these support services in the future.



PHOTO: ISTOCK.COM

Review of Special Funds, Revolving Funds, Trust Funds, and Trust Accounts of the Department of Business, Economic Development and Tourism

Report No. 20-01, January 2020

Section 23-12, Hawai‘i Revised Statutes, requires the Auditor to review all existing special, revolving, and trust funds once every five years. Reviews are scheduled so that each department’s funds are reviewed once every five years. Although not mandated by statute, we included trust accounts as part of our review. This is our sixth review of the Department of Business, Economic Development and Tourism’s (DBEDT) revolving funds, trust funds, and trust accounts, and our second review of its special funds.

WE REVIEWED 11 special funds, 17 revolving funds, and 10 trust accounts administered by DBEDT. Total fund fiscal year-end balances amounted to at least \$485 million per year during the period reviewed.

We used criteria developed by the Legislature and by our office based on public finance and accounting literature. For each fund, we presented a five-year financial summary, the purpose of the fund, and conclusions about its use. We did not audit the financial data, which is provided for informational purposes. We did not present conclusions about the effectiveness of programs or their management, or whether the programs should be continued.

We found six revolving funds, two trust accounts, and one special fund did not meet criteria for continuance and should be closed or reclassified.

DBEDT disagreed with our analysis of the Hawai‘i Community-Based Economic Development Revolving Fund, repeating the same response it had in 2014. We continue to maintain that the fund is a special fund and should be reclassified as such.

With respect to the Hawai‘i Community Development Revolving Fund, the He‘eia Community Development Revolving Fund, and

the Kalaeloa Community Development Revolving Fund, DBEDT’s responses do not address our analysis that each of these funds operates more like a special fund.

During our review of DBEDT’s non-general funds, we also noted noncompliance with statutory requirements to report financial activity and balances, as required by Section 37-47, Hawai‘i Revised Statutes (HRS), as well as fund information for administratively established funds and accounts under Section 37-52.5, HRS. As illustrated in the report, DBEDT had non-general funds with balances totaling \$5.75 million and administratively created non-general funds with balances totaling more than \$750,000 that were not reported to the 2019 Legislature as required by Sections 37-47 and 37-52.5, HRS, respectively. DBEDT stated that it will take steps to ensure compliance with reporting requirements.



PHOTO: ISTOCK.COM

Report on Compliance with Statutory Requirements Based on Report No. 15-13, *Study of State Departmental Engineering Sections That Manage Capital Improvement Projects*

Report No. 20-02, January 2020

Act 241, Session Laws of Hawai‘i 2016, codified at Section 103-12, Hawai‘i Revised Statutes, requires departments and agencies that manage their own capital improvement projects to implement recommendations from the Auditor’s 2015 Study of Departmental Engineering Sections that Manage Capital Improvement Projects (Report No. 15-13). The 2019 Legislature, through House Concurrent Resolution No. 193, Senate Draft 1, requested that the Auditor follow up on the 2015 study to determine whether agencies have implemented the recommendations, which are now statutory requirements. We also sought to determine whether agencies have complied with annual training requirements included in Act 241.

IN REPORT NO. 15-13, *Study of State Departmental Engineering Sections That Manage Capital Improvement Projects*, the Auditor concluded that decentralized capital improvement project (CIP) engineering divisions serve the public’s interest and recommended the Legislature adopt policy changes that provide state departments and executive agencies with consistent policies for project management. The recommendations from our 2015 report were subsequently formalized in the Hawai‘i Revised Statutes, along with annual training requirements introduced by the 2016 Legislature. For Report No. 20-02, we revisited the departments and agencies that were surveyed in 2015 to determine whether they implemented our recommendations, as requested by the 2019 Legislature in House Concurrent Resolution No. 193, Senate Draft 1.

Our 2015 report recommended that department and agency CIP programs could better align with best practices by (1) adopting basic, uniform procedures for maintaining timelines, (2) tracking expenditures and deliverables, and (3) involving stakeholders in project development – all of which are now required by statute. We also attempted to determine

agencies’ compliance with required annual CIP training from the Department of Accounting and General Services (DAGS). We assessed compliance with these requirements through agencies’ self-reported survey responses, as we did in 2015; however, for this report, we also verified those responses through independent reviews of supporting documents such as sample schedules, timelines, and project feedback. Under this more rigorous review, some departments and agencies deemed compliant with recommended best practices in 2015 were generally found non-compliant with comparable statutorily required practices.

Overall, we determined no agency had implemented all three statutory requirements. It is difficult to pinpoint whether this low level of compliance is due to departments being unaware or unclear about the requirements, or if there were other contributing factors. We encourage DAGS and affected departments and agencies to discuss both requirements and strategies to improve compliance.



PHOTO: UNIVERSITY OF HAWAII

Review of Special Funds, Revolving Funds, Trust Funds, and Trust Accounts of the University of Hawai‘i

Report No. 20-03, February 2020

Section 23-12, Hawai‘i Revised Statutes, requires the Auditor to review all existing special, revolving, and trust funds every five years. Reviews are scheduled so that each department’s funds are reviewed once every five years. Although not mandated by statute, we include trust accounts as part of our reviews. This is our sixth review of the University of Hawai‘i’s (UH) revolving funds, trust funds, and trust accounts, and our second review of its special funds.

WE REVIEWED 70 funds and accounts administered by UH. Total fund fiscal year-end balances amounted to at least \$380 million per year during the period reviewed.

We used criteria developed by the Legislature and by our office based on public finance and accounting literature. For each fund, we presented a five-year financial summary, the purpose of the fund, and conclusions about its use. Financial data is provided for informational purposes and has not been audited. We did not present conclusions about the effectiveness of programs or their management, or whether the programs should be continued.

We found three special funds and three revolving funds did not meet criteria. We recommended one special fund be reclassified as a revolving fund; one revolving fund be reclassified as a trust account; and two special funds and two revolving funds be repealed.

UH disagreed with our assessment that one special fund did not meet its criteria, which is the same determination we reached in our 2014 review of UH’s funds. We maintain that the fund does not meet the criteria of a special fund because it functions as, and meets the criteria for, a revolving fund and should be reclassified.

UH disagreed with our assessment that one special fund did not meet its criteria, which is the same determination we reached in our 2014 review of UH’s funds. We maintain that the fund does not meet the criteria of a special fund because it functions as, and meets the criteria for, a revolving fund and should be reclassified.

We also noted UH did not file statutorily required reports for non-general funds with balances totaling \$8,932,000 and administratively created funds with balances totaling \$108,996,000. Accurate and complete reporting provides important information to legislators about an agency’s financial position. UH stated that it was an oversight and that it has begun to include previously excluded non-general funds in its reports to the Legislature.

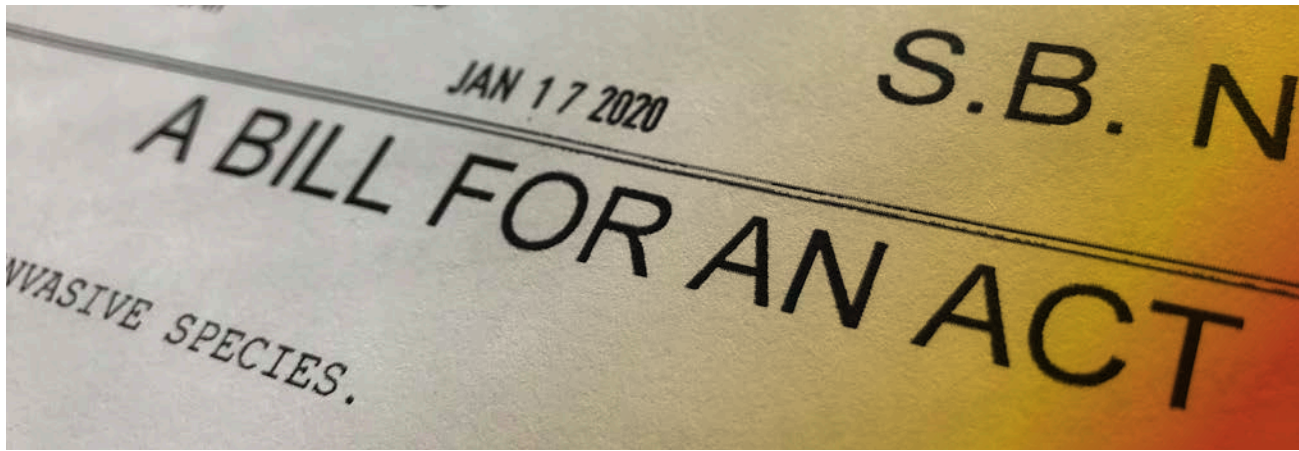


PHOTO: OFFICE OF THE AUDITOR

Analyses of Proposed Special and Revolving Funds 2020

Report No. 20-04, February 2020

Every year, the Auditor analyzes all legislative bills introduced each session that propose to establish new special or revolving funds. During the 2020 legislative session, 63 special and revolving funds were proposed, none of which met the criteria for establishing such funds.

ONLY ABOUT HALF THE MONEY the State spends each year comes from its main financial account, the general fund. The other half of expenditures are financed by special, revolving, federal, and trust funds. Over the past 10 years, the number of these non-general funds and the amount of money contained in them have substantially increased. Much of this upward trend has been caused by an increase in special funds, which are funds set aside by law for a specified object or purpose.

In 2013, the Legislature amended Section 23-11, Hawai‘i Revised Statutes, after the Auditor recommended changes to stem a trend in the proliferation of special and revolving funds over the past 30 years. Such funds erode the Legislature’s ability to control the state budget through the general fund appropriation process. General funds, which made up about two-thirds of state operating budget outlays in the late 1980s, had dwindled to about half of outlays.

By 2011, special funds amounted to \$2.48 billion, or 24.3 percent, of the State’s \$10.2 billion operating budget. Also ballooning were revolving funds, which are used to pay for goods and services and are replenished through charges to users of the goods and services or transfers from other accounts or funds. By 2011, revolving funds made up \$384.2 million, or 3.8 percent, of the State’s operating budget. Further hampering the Legislature’s control over the budget process was a 2008 court case. In *Hawai‘i Insurers*

Despite the new criteria, special and revolving funds persist. In FY2020, the general fund comprised 52 percent of the state operating budget, with special and revolving funds comprising 23 percent, or \$3.37 billion.

Council v. Linda Lingle, Governor of the State of Hawai‘i, the Hawai‘i Supreme Court determined that under only certain conditions could the Legislature “raid” special funds to balance the state budget. To gain more control over the budget process, in 2013 the Legislature built new safeguards into the criteria for establishing special funds.

Despite the new criteria, special and revolving funds persist. In FY2020, the general fund comprised 52 percent of the state operating budget, with special and revolving funds comprising 23 percent, or \$3.37 billion.



PHOTO: ISTOCK.COM

COVID-19 SPECIAL PROJECTS

Report on General Excise Tax Exemptions Suspended in FY2012-FY2013

Report No. 20-05, May 2020

In 2011, the Legislature passed Act 105, which temporarily suspended a number of General Excise Tax (GET) exemptions for FY2012-FY2013. This report presents data on the provisions suspended pursuant to Act 105 for informational purposes should a measure comparable to Act 105 be considered as a response to the economic impact of the COVID-19 pandemic.

IN THIS REPORT, we compile general information about Act 105 and the tax provisions that were suspended for FY2012 and FY2013. We also present data collected and reported by the Hawai‘i State Department of Taxation (DoTax) in its 2018 *Hawai‘i General Excise & Use Tax Exemptions* report on the total amounts claimed, total number of claimants, and amount of “tax expenditure,” or estimated forgone revenue, for the GET exemptions and exclusions that were temporarily suspended by Act 105.

The tax expenditure figures reported by DoTax are based on assumptions that the department admits are subject to debate.

DoTax’s methodology for estimating many tax expenditure costs assumes that many exempted or excluded business activities would be taxed at the 0.5 percent wholesale GET rate, “but for” the exemption, making the assumption that all “business-to-business” transactions should be taxed equally. Therefore, many DoTax expenditure estimates are based on this lower wholesale rate. However, as DoTax noted in its 2018 *Hawai‘i General Excise & Use Tax Exemptions* report, such an assumption may not always agree with the actual tax rates that apply under current law; i.e., many of these amounts are

actually claimed at the higher 4 percent retail rate. There are also two instances where DoTax applies the 4 percent retail rate instead – Sections 209E-11, Hawai‘i Revised Statutes (HRS) (Enterprise Zones) and 237-24.3(9), HRS (Labor Organizations) – deeming these to be transactions between businesses and final consumers “ideally” taxed at that rate.

For illustrative purposes, the report includes a table with tax expenditures as reported by DoTax, as well as calculations of the 2018 amounts claimed at the 0.5 percent wholesale rate and the 4 percent retail rate. Overall, the use of our methodology results in a total estimated tax expenditure for exemptions temporarily suspended under Act 105 at \$254.55 million in 2018. The report should not be construed as a recommendation on tax policy.




PHOTO: ISTOCK.COM

COVID-19 SPECIAL PROJECTS

Report on Special and Revolving Fund Accounts with Inactive or Excess Balances

Report No. 20-06, May 2020

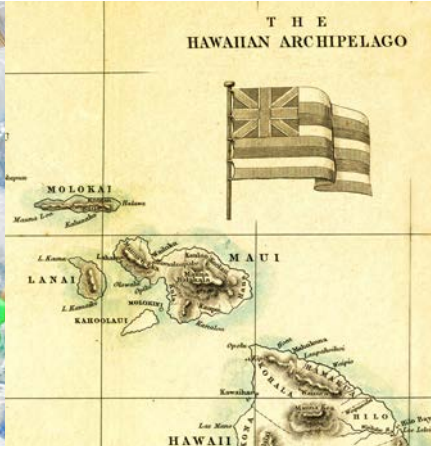
The Office of the Auditor prepared a series of reports to assist the Legislature and Governor in their efforts to mitigate the economic impacts caused by the COVID-19 pandemic. We review special, revolving, and trust funds on a rotating basis, providing important information to the Legislature on state moneys held outside of the State’s general fund. Report No. 20-06 contains two sections, the first of which identifies special and revolving fund accounts that have been inactive for the past five fiscal years. The second section lists special and revolving fund accounts whose balances appear to be significantly more than necessary to support the associated programs.

IN THIS REPORT, we identified 64 accounts associated with special funds and revolving funds with balances greater than zero that had no financial activity during any of the past five fiscal years (FY2015–FY2019). These inactive accounts hold \$75.4 million in state moneys that the Legislature may consider “sweeping” to the general fund or otherwise repurposing for more immediate state priorities.

For Report No. 20-06, we downloaded account summary data for accounts associated with special funds and revolving funds for the fiscal years 2015, 2016, 2017, 2018, and 2019 from the State’s Data Mart system. Data Mart contains the financial data that departments input into the Department of Accounting and General Services’ Financial Accounting and Management Information System, commonly referred to as FAMIS. FAMIS is the State of Hawai‘i’s official accounting record.

Using account summary data, we identified accounts associated with special funds and revolving funds with balances greater than zero that were inactive during each of the five fiscal years. In identifying the inactive accounts, we

were not recommending that the Legislature “sweep” the moneys held in those accounts to the general fund or otherwise repurpose the moneys for other state priorities. Instead, our purpose was to provide the Legislature with a list of potential sources of state funds to be used to address budget shortfalls caused by the current economic downturn. In other words, the list of inactive accounts is the initial phase of a process to identify potential unused state moneys and does not obviate the need for further, particularized, and detailed review of the program or programs supported by a special or revolving fund.



PHOTOS: ISTOCK.COM, DEPARTMENT OF LAND AND NATURAL RESOURCES

COVID-19 SPECIAL PROJECTS

Report on Potential Available State Moneys Identified in Prior Audit Reports

Report No. 20-07, May 2020

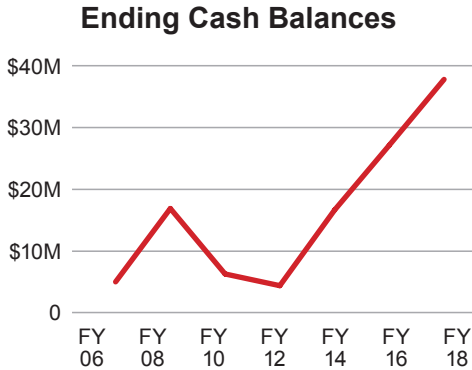
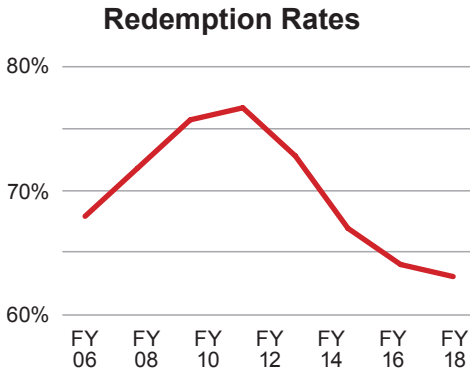
Efforts to mitigate the public health impact of the COVID-19 pandemic have come at great cost to the state economy, leading the Office of the Auditor to review prior audit reports and other information to identify potential revenue sources. Report No. 20-07 highlighted portions of our prior audit reports about the Deposit Beverage Container Deposit Fund, Report No. 19-08; the Special Land and Development Fund, Report No. 19-12; and the Land Conservation Fund, Report No. 19-01.

DEPARTMENT OF HEALTH’S DEPOSIT BEVERAGE CONTAINER DEPOSIT FUND

Our most recent audit found that at the end of FY2018, the program had revenues of \$24.6 million and expenditures of \$17.5 million, resulting in a \$7.1 million increase in fund balance to \$37.7 million. Based on information from the State of Hawai‘i’s Financial Accounting and Management Information System (FAMIS), at the end of FY2019, the fund had grown another \$6.6 million to \$43.4 million. We retrieved current information from FAMIS on April 15, 2020; according to those unaudited figures, the Deposit Beverage Container Deposit Fund’s FY2020 year-to-date balance was \$48.8 million, an increase of \$5.4 million.

In addition, we found revenues exceeded expenditures by \$2.9 million to \$7.1 million each of the past five fiscal years, indicating the program would have sufficient funding to operate if the excess is transferred into the general fund. In FY2018, the Deposit Beverage Container Program’s operating and administrative costs together totaled \$1.2 million, according to audited financial statements.

Deposit Container Redemption Rates and Ending Cash Balances



REGARDING THE DEPARTMENT OF LAND AND NATURAL RESOURCES' SPECIAL LAND AND DEVELOPMENT FUND:

We questioned whether DLNR was superseding the Legislature's authority by deciding to retain the revenues from ceded lands for its own use without specific legislative approval to do so.

DEPARTMENT OF LAND AND NATURAL RESOURCES' SPECIAL LAND AND DEVELOPMENT FUND

Our audit of the Special Land and Development Fund (SLDF) found that in FY2015, FY2016, and FY2017, the Department of Land and Natural Resources (DLNR) received a total of \$47.1 million in revenues from leases and permits for ceded lands under the control of the Board of Land and Natural Resources. During that three-year period, DLNR remitted 20 percent of those ceded lands revenues (\$9.4 million) to the Office of Hawaiian Affairs, as required by statute, but transferred only \$8.71 million (18 percent) of the ceded lands revenues to the general fund, retaining \$27.2 million (58 percent) in the SLDF for its own programs. We questioned whether DLNR was superseding the Legislature's authority by deciding to retain the revenues from ceded lands for its own use without specific legislative approval to do so. Report No. 20-07 reproduced the portion of Report No. 19-12 that more thoroughly describes our concern about DLNR's decision to keep and use the revenues from ceded lands.

DEPARTMENT OF LAND AND NATURAL RESOURCES' LAND CONSERVATION FUND

Up to \$6.8 million is deposited into the Land Conservation Fund each fiscal year to support DLNR's Legacy Land Conservation Program, but expenditures from the special fund are capped at \$5.1 million per fiscal year. This budget constraint limits the amount of moneys available to the program, but it has also caused the fund's cash balance to nearly double over five fiscal years – from \$14.1 million in FY2013 to \$27.8 million in FY2017, of which \$16.6 million had not been earmarked for projects or program expenses. As of May 6, 2020, the fund balance was \$33.2 million, according to recent data we gathered from FAMIS.



COVID-19 SPECIAL PROJECTS

Supplement to Report No. 20-06, Report on Special and Revolving Fund Accounts with Inactive or Excess Balances

Report No. 20-08, May 2020

In Report No. 20-06, issued on May 7, 2020, we identified \$2.28 billion within 257 accounts associated with departments' special and revolving funds that appear to hold excess moneys that may be available to be transferred without adversely affecting the programs supported by the accounts. This supplement provides additional information about the accounts, specifically whether the moneys in the accounts can be transferred to the State's general fund or otherwise repurposed. The information is self-reported, pulled from responses to questionnaires emailed to departments for each of their respective accounts.


IN EMAILED QUESTIONNAIRES, departments were asked to provide the balance per department accounting records as of March 31, 2020; the amount that must be retained to support the program in FY2021; the projected amount of outflows for FY2021; and if moneys cannot be transferred, an explanation as to the basis for that position, among other things. We received responses to the questionnaires from all but one department and the University of Hawai'i; the Department of Business, Economic Development and Tourism did not return the questionnaires for the accounts that they hold.

We found \$483.6 million in potential funds available to transfer.

We also obtained the Department of the Attorney General's (AG) guidance as to whether there are legal restrictions that may prohibit transferring moneys from the accounts and include those determinations in this supplement. Where the AG's determination that moneys can be transferred to the general fund differed from a department's position, we defer to the AG on the amount potentially available for transfer. The AG's guidance is attached to the report.

In Report No. 20-06, issued on May 7, 2020, we identified \$2.28 billion within 257 accounts associated with departments' special and revolving funds that appear to hold excess moneys that may be available to be transferred without adversely affecting the programs supported by the accounts.

In this report, we found \$483.6 million in potential funds available to transfer.



Review of General Excise and Use Tax Exemptions and Exclusions

Report No. 20-09, June 2020

Section 23-71 et seq., Hawai‘i Revised Statutes, requires the Auditor to annually review different tax exemptions, exclusions, and credits on a 10-year recurring cycle, including provisions for the Public Service Company Tax and Insurance Premium Tax. The report was our first review under these statutes.

THE REPORT REVIEWED 13 tax provisions: 6 General Excise Tax (GET) and Use Tax exemptions and 7 GET exclusions. Overall, we found, with one exception, there is insufficient data to determine whether the exemptions reviewed are meeting their stated or inferred purposes. We recommended the one exemption that is not achieving its purpose be repealed and the Legislature consider including clearly articulated purposes along with specific metrics for measuring effectiveness in all new or amended tax preferences.

As described by the Department of Taxation (DoTax), Hawai‘i’s GET and Use Tax, combined, apply to nearly all business activities in Hawai‘i, resulting in a \$111 billion tax base. In FY2018, GET and Use Tax revenues accounted for \$3.55 billion, or 31 percent of the State’s total revenue of \$11.32 billion. Notwithstanding, lawmakers may choose to exempt or exclude certain revenues from taxation to promote certain social and economic goals. Since these exemptions and exclusions reduce revenues to the State, the report’s analysis and recommendations were intended to better inform policymakers about the purposes, costs, and benefits of various GET and Use Tax provisions to allow for improved policymaking.

As noted throughout Report No. 20-09, we struggled to determine the purposes of the

Including clearly stated purposes for each tax provision and metrics for us to assess performance will permit a more thorough and meaningful analysis of exemptions. We further recommended that all seven exclusions be removed from the schedule of future reviews, as they represent revenue that was never intended to be subject to GET.

provisions reviewed, and in some cases, were unable to even infer the purposes. Additionally, we had no objective means to assess whether provisions were achieving their purposes. Including clearly stated purposes for each tax provision and metrics for us to assess performance will permit a more thorough and meaningful analysis of exemptions. We further recommended that all seven exclusions be removed from the schedule of future reviews, as they represent revenue that was never intended to be subject to GET.



ILLUSTRATION: ISTOCK.COM

COVID-19 SPECIAL PROJECTS

Report on the Department of Health’s Contact Tracing Efforts

Report No. 20-10, August 2020

As Hawai‘i’s total number of COVID-19 cases climbed into triple-digits at the end of July 2020, a growing sense of urgency intensified scrutiny of the Department of Health’s (DOH) contact tracing program. Leadership of the department’s contact tracing efforts had been heavily criticized by the public and government officials, including the Lieutenant Governor and a member of Hawai‘i’s Congressional delegation. We intended to report on DOH’s contact tracing process, primarily to sort through the varying, confusing, and often conflicting information and to provide a clearer, objective, and up-to-date understanding of the department’s efforts.

OUR EFFORTS to produce the report we intended were hampered by a lack of access to key personnel and timely data. For example, instead of cooperation and assistance from DOH, we encountered barriers, delays, and ultimately were denied access to those responsible for leading the department’s contact tracing efforts: the Disease Outbreak Control Division (DOCD) Chief and the Disease Investigation Branch Chief, who had recently taken over that task. While the Health Director spoke with us, failing to respond to numerous requests until a few hours before the interview, he repeatedly directed us to speak with the DOCD Chief for answers to specific questions about the department’s contact tracing process. At the end of our discussion, the Director said he would ask the DOCD Chief to talk to us and that he would provide us with documents we had requested in multiple letters to him, including the department’s policies and procedures relating to contact tracing. However, the DOCD Chief did not contact us, and the Health Director did not provide the requested documents.

As a result, instead of the report we had planned, Report No. 20-10 provided a general overview of contact tracing and specific details about Hawai‘i’s contract tracing program when possible.

Our efforts to produce the report we intended were hampered by a lack of access to key personnel and timely data.

As a result, instead of the report we had planned, Report No. 20-10 provided a general overview of contact tracing and specific details about Hawai‘i’s contract tracing program when possible.



COVID-19 SPECIAL PROJECTS

Report on the Hawai'i State Department of Education's Policies and Procedures for Handling Positive COVID-19 Test Results in Staff, Teachers, and Students

Report No. 20-11, August 2020

On August 13, 2020, the Senate Special Committee on COVID-19 asked the Auditor to report on protocols currently employed by the Hawai'i State Department of Education (DOE) to address the coronavirus that causes the disease COVID-19. The report specifically discussed DOE's policies and procedures regarding when teachers, other school employees, and students are confirmed positive for COVID-19. As we noted throughout the report, we received no cooperation from DOE, limiting our review to policies and procedures that are publicly available on DOE's website and elsewhere online.

WHILE DOE did not provide us with documents nor make staff available for interviews, the information we found on the department's website appeared to include policies and procedures that guide DOE's response to positive COVID-19 cases involving school employees and students. We summarized the documents we were able to locate, primarily DOE's *Pandemic Contagious Virus Plan; Emergency Operations Plan; Return to Learn: School Reopening Plan; Health and Safety Handbook; and Principal Handbook*.

We also summarized policies and procedures for communications, including disseminating information about positive COVID-19 cases. Without interviewing DOE staff, however, we were unable to determine if DOE was following the guidelines or if there are other policies and procedures that guide its actions.

However, we had numerous questions about the policies and procedures outlined in the documents, some of which appear outdated and incomplete. We also found inconsistencies in the guidance, which is discussed in detail the report.

We also made a number of recommendations for DOE, including updating its policies and procedures and ensuring they remain consistent with current state and county policies, obtaining guidance from the Department of the Attorney General about privacy laws regarding reporting of COVID-19 cases, providing more detail about cases by school campus, and providing complete and timely information to the public about its COVID-19 response, including any changes made to its policies and procedures, such as any made to address positive cases on school campuses.



PHOTO: OFFICE OF THE AUDITOR

Follow-Up on Recommendations from Report No. 17-05, *Audit of Hawai'i Department of Agriculture's Plant Quarantine Branch*

Report No. 20-12, September 2020

Section 23-7.5, Hawai'i Revised Statutes, requires the Auditor to report to the Legislature annually on each audit recommendation more than one year old that has not been implemented by the audited department or agency. This report presented the results of our review of seven recommendations made to the Department of Agriculture's Plant Quarantine Branch (PQB) in Report No. 17-05, Audit of Hawai'i Department of Agriculture's Plant Quarantine Branch, which was published in July 2017.

IN REPORT NO. 17-05, *Audit of Hawai'i Department of Agriculture's Plant Quarantine Branch*, we found that, contrary to claims made by the Hawai'i Department of Agriculture (HDOA), the branch did not assess the risk of invasive species to the state or the effectiveness of its inspection program using up-to-date data. We noted that PQB lacked data gathering and data analysis functions necessary to actively and continuously assess risks from invasive species. *Invicta*, the branch's central database at the time, did not perform its core functions and was considered by PQB staff to be unreliable and cumbersome to use. The system also did not communicate with other PQB databases. We found that information collected by inspectors was inconsistent, incomplete, and not shared throughout the branch or integrated with other data sources to provide the branch with a necessary tool to reassess the risk of entry of invasive species. We also found that PQB lacked the organizational framework necessary to manage and communicate risks from the different types of invasive species. As a result of this lack of organizational framework, the only official guidance inspectors received from the department consisted of the Hawai'i Revised Statutes and PQB's manual of standard operating procedures, which the branch had not fully updated since 1989.

Our follow-up efforts were limited to reviewing and reporting on the implementation of our audit recommendations. We did not explore new issues or revisit old ones that did not relate to the original recommendations. Report No. 20-12 detailed the audit recommendations made in Report No. 17-05 and the current status of each recommendation based on our review of information and documents provided by HDOA.

Our follow-up on the implementation of recommendations made in Report No. 17-05, conducted between November 2019 and July 2020, included interviews of selected personnel, examining relevant documents and records, and evaluating whether and to what extent HDOA's actions appeared to address our recommendations. We found that PQB implemented one recommendation, partially implemented five recommendations, and has not implemented one recommendation.



PHOTO: ISTOCK.COM

COVID-19 SPECIAL PROJECTS

Limited Scope Review of the State of Hawai‘i’s Mandatory Travel Self-Quarantine Program

Report No. 20-13, October 2020

At the Senate Special Committee on COVID-19’s request, we performed a limited scope review of the travel self-quarantine program. Our report included a high-level analysis of the airport screening process for trans-Pacific and interisland arrivals, the web-based Safe Travels program that collects travelers’ health and trip details and makes the information available to those responsible for ensuring compliance, enforcement efforts, and both near-term and long-range planning. It also offered recommendations aimed at providing oversight and improving coordination and communication among the many agencies charged with developing, operating, and enforcing the travel self-quarantine mandate.

THE TRAVEL self-quarantine program is a multiagency effort, pulling together the Department of Transportation-Airports Division (DOT-Airports), the Hawai‘i Tourism Authority (HTA), the Office of Enterprise Technology Services (ETS), the Hawai‘i Emergency Management Agency, the Hawai‘i National Guard, the Department of the Attorney General, and county law enforcement, as well as the Department of Health (DOH). While the Incident Commander was responsible for overseeing the State’s overall response to the COVID-19 pandemic, we could not identify any individual who was tasked with operational oversight over the travel quarantine component of the State’s response and was familiar with all aspects of the program.

Rather, we discovered each state and county agency was generally operating in its own “silo,” focused on a specific function and not necessarily considering the big picture. For example, ETS created the web-based Safe Travels platform to expedite the airport screening process led by DOT-Airports, automate compliance checks previously performed by HTA, and help county police departments enforce the self-quarantine requirements. In practice, though, at the time of our

report, Safe Travels had not eliminated the need for airport screeners to manually verify health and trip information that passengers were required to provide on the State’s digitized health and travel form prior to departure. Automated emails and text messages that remind all people in self-quarantine to check in daily had replaced a 100-person call center that reached only 10 percent of those in quarantine, but did not include location information to confirm that the person is checking in from their designated self-quarantine location.

Generally, we found information was not flowing smoothly between the state and county agencies involved in different aspects of the program. As a result, the program was hampered by a lack of oversight and the absence of a defined organizational structure to effectively and efficiently manage every piece of the process, starting from screening at the airports to enforcement of the quarantine requirement. Instead, the apparent delegation of authority to agencies to develop their own processes to support their responsibilities relating to the travel self-quarantine program created inefficiencies and other concerns that if unaddressed will continue to hurt the effectiveness of the program.



PHOTO: ISTOCK.COM

COVID-19 SPECIAL PROJECTS

Limited Scope Review of the State's Oversight of Moneys Received Through the Coronavirus Relief Fund

Report No. 20-14, October 2020

At the Senate Special Committee on COVID-19's request, we initiated this limited scope review of the oversight of \$862.8 million the State of Hawai'i received through the Coronavirus Relief Fund (CRF). The fund was established by the Coronavirus Aid, Relief, and Economic Security (CARES) Act to provide direct assistance to state, local, and tribal governments to address costs associated with the current public health emergency. Our review included those funds the State distributed to the counties of Hawai'i, Maui, and Kaua'i as well as to subrecipient organizations that are implementing state and county programs using CRF moneys.

HAWAI'I RECEIVED \$1.25 billion through the CRF, with \$862.8 million distributed to the State and \$387.2 million awarded directly to the City and County of Honolulu. In April 2020, the Legislature appropriated \$226.8 million of the State's portion, sending \$80 million to the County of Hawai'i, \$66.6 million to the County of Maui, and \$28.7 million to the County of Kaua'i for their respective COVID-19 responses. It also appropriated \$40 million to the Department of Defense, \$9.5 million to the Department of Labor and Industrial Relations, and \$2 million to the Department of Human Services for their respective COVID-related efforts. The remaining \$636 million was deposited into the State's Emergency and Budget Reserve Fund.

When it reconvened in June 2020, the Legislature passed a bill that amended the state executive budget to, among other things, appropriate the CARES Act moneys that had been deposited into the State's Emergency and Budget Reserve Fund to address additional needs created by the COVID-19 pandemic. For each appropriation of CRF moneys, the bill, which became Act 9, Session Laws of Hawai'i 2020, reads: "On December 28, 2020, any unexpended funds shall be transferred to the unemployment compensation trust fund established under section 383-121, Hawai'i Revised Statutes."

The Governor line-item vetoed appropriations totaling \$321 million, \$230 million of which had been earmarked for additional unemployment benefits. He has since redirected the \$321 million to pay for other COVID-19-related costs, including support for new initiatives such as the Hawai'i Restaurant Card Program. The Governor also announced that he intends to use any unspent funds to repay a U.S. Department of Labor loan the State used to pay unemployment benefits. A table on page 3 of Report No. 20-14 summarized the Legislature's appropriation of the \$862.8 million in CRF moneys received by the State and the appropriations vetoed and reduced by the Governor.

Our review found that the State relied on subrecipients of federal funds to monitor themselves, and the Department of Budget and Finance (B&F) did not oversee the expenditure of CRF moneys. We also found that monitoring and tracking of CRF moneys were inconsistent, raising concerns about the State's ability to distribute the funds in a proper and timely manner. In addition, inconsistencies in information provided by the Governor and data reported by B&F raises questions about how much has been encumbered or expended.



PHOTO: OFFICE OF THE AUDITOR

Report on the Implementation of State Auditor's Recommendations 2015 – 2018

Report No. 20-15, November 2020

This is a report on the follow-up reviews of state departments and agencies' implementation of audit recommendations contained in audits issued in calendar years 2015–2018. We conducted the follow-ups pursuant to Section 23-7.5, Hawai'i Revised Statutes, which requires the Auditor to report to the Legislature on each recommendation that the Auditor has made that is more than one year old and that has not been implemented by the audited agency.

EVERY YEAR, we follow up on recommendations made in our audit reports. We ask affected agencies to provide us with the status of their implementation of the recommendations made in our reports starting a year after the report was issued. After two or three years, we conduct a more rigorous follow-up review. Those reviews, which we refer to as “active reviews,” include interviewing selected personnel from the agency and examining the agency’s relevant policies, procedures, records, and documents to assess whether its actions fulfilled our recommendations. Our efforts are limited to reviewing and reporting on an agency’s implementation of recommendations made in the original audit report. We do not explore new issues or revisit issues that do not relate to our original recommendations.

From 2015 to 2018, we made 190 actionable audit recommendations, of which the affected agencies reported partially or fully implementing 182. We based our scope and methodology on the U.S. Government Accountability Office (GAO) guidelines, published in *How to Get Action on Audit Recommendations* (1991), as well as the *Government Auditing Standards* and Section 23-7.5, Hawai'i Revised Statutes.

According to the GAO, saving tax dollars, improving programs and operations, and providing

From 2015 to 2018, we made 190 actionable audit recommendations, of which the affected agencies reported partially or fully implementing 182.

better service to the public represent audit work’s “bottom line.” Recommendations are the vehicles by which these objectives are sought. However, it is action on recommendations – not the recommendations themselves – that helps government work better at less cost. Effective follow-up is essential to realizing the full benefits of audit work.



PHOTO: DEPARTMENT OF HAWAIIAN HOME LANDS

Review of Special Funds, Revolving Funds, Trust Funds, and Trust Accounts of the Department of Hawaiian Home Lands

Report No. 20-16, November 2020

Section 23-12, Hawai‘i Revised Statutes, requires the Auditor to review all existing special, revolving, and trust funds every five years. Reviews are scheduled so that each department’s funds are reviewed once every five years. Although not mandated by statute, we included trust accounts as part of our review. This is our sixth review of the Department of Hawaiian Home Lands’ (DHHL) revolving funds, trust funds, and trust accounts, and our second review of its special funds.

WE REVIEWED 13 funds and accounts administered by DHHL. Total fund fiscal year-end balances amounted to at least \$287 million per year during the period reviewed.

We used criteria developed by the Legislature and by our office based on public finance and accounting literature. For each fund, we presented a five-year financial summary, the purpose of the fund, and conclusions about its use. We did not audit the financial data which was provided for informational purposes. We did not present conclusions about the effectiveness of programs or their management, or whether the programs should be continued.

We found one trust fund did not meet criteria and should be reclassified to a trust account.

We noted that DHHL did not file statutorily required reports for non-general funds totaling \$1,783,000. Accurate and complete reporting will greatly improve the Legislature’s oversight and control of these funds and provide increased budgetary flexibility.

DHHL disagreed with our assessment that one trust fund should be reclassified to a trust account, which is the same determination we reached in our 2015 review of DHHL’s funds.

We noted that DHHL did not file statutorily required reports for non-general funds totaling \$1,783,000. Accurate and complete reporting will greatly improve the Legislature’s oversight and control of these funds and provide increased budgetary flexibility.

We maintained that the fund does not meet the criteria of a trust fund because it functions as, and meets the criteria for, a trust account and therefore should be reclassified.

As to our observations on DHHL’s reporting of non-general funds, DHHL stated that it was an oversight and that corrective action had been taken.



Review of Special Funds, Revolving Funds, Trust Funds, and Trust Accounts of the Judiciary

Report No. 20-17, November 2020

Section 23-12, Hawaii’s Revised Statutes, requires the Auditor to review all existing special, revolving, and trust funds every five years. Reviews are scheduled so that each department’s funds are reviewed once every five years. Although not mandated by statute, we included trust accounts as part of our review. This is our sixth review of the Judiciary’s revolving funds, trust funds, and trust accounts, and our second review of its special funds.

WE REVIEWED 29 funds and accounts administered by the Judiciary. Total fund fiscal year-end balances amounted to at least \$36 million per year during the period reviewed.

We used criteria developed by the Legislature and by our office based on public finance and accounting literature. For each fund, we presented a five-year financial summary, the purpose of the fund, and conclusions about its use. We did not audit the financial data which is provided for informational purposes. We did not present conclusions about the effectiveness of programs or their management, or whether the programs should be continued.

We found one special fund and one trust fund did not meet criteria. We recommended the special fund, which does not appear to be financially self-sustaining, be repealed and the trust fund be reclassified to a special fund.

We noted the Judiciary did not file statutorily required reports for non-general funds totaling more than \$47 million. Accurate and complete reporting will greatly improve the Legislature’s oversight and control of these funds and provide increased budgetary flexibility.

The Judiciary generally agreed with our findings but disagreed with our assessment that one trust

We noted the Judiciary did not file statutorily required reports for non-general funds totaling more than \$47 million. Accurate and complete reporting will greatly improve the Legislature’s oversight and control of these funds and provide increased budgetary flexibility.

fund should be reclassified to a special fund. We maintained that the fund does not meet the criteria of a trust fund because it functions as, and meets the criteria for, a special fund and should be reclassified.

As to our observations on the Judiciary’s reporting of non-general funds, the Judiciary stated that it would take immediate corrective action to ensure compliance with reporting requirements.



PHOTO: OFFICE OF THE AUDITOR

Review of Special Funds, Revolving Funds, Trust Funds, and Trust Accounts of the Department of Commerce and Consumer Affairs

Report No. 20-18, December 2020

Section 23-12, Hawai‘i Revised Statutes, requires the Auditor to review all existing special, revolving, and trust funds every five years. Reviews are scheduled so that each department’s funds are reviewed once every five years. Although not mandated by statute, we included trust accounts as part of our review. This was our sixth review of the Department of Commerce and Consumer Affairs’ (DCCA) revolving funds, trust funds, and trust accounts, and our second review of the department’s special funds.

WE REVIEWED 39 funds and accounts administered by DCCA. Total fund fiscal year-end balances amounted to at least \$280 million per year during the period reviewed.

We used criteria developed by the Legislature and by our office based on public finance and accounting literature. For each fund, we presented a five-year financial summary, the purpose of the fund, and conclusions about its use. We did not audit the financial data, which is provided for informational purposes. We did not present conclusions about the effectiveness of programs or their management, or whether the programs should be continued.

We found two special funds, one trust fund, and one trust account did not meet criteria. We recommended both special funds be closed, the trust fund be reclassified to a special fund, and the trust account be reclassified to a trust fund.

We noted that DCCA did not file statutorily required reports for its funds and accounts totaling approximately \$2.1 million. Accurate and complete reporting will greatly improve the Legislature’s oversight and control of these funds and provide increased budgetary flexibility.

DCCA disagreed with our assessment that one trust fund should be reclassified to a special fund. We maintained that the fund did not meet the criteria of a trust fund because it functions as, and meets the criteria for, a special fund and should be reclassified.

DCCA also disagreed with our conclusion that one special fund was inappropriately created because it was administratively established after Section 37-52.3, Hawai‘i Revised Statutes, was amended to require all new special funds be established pursuant to an act of the Legislature. However, DCCA’s response did not provide other information to refute our conclusion.

Finally, as to our observations on DCCA’s reporting of non-general funds, DCCA acknowledged one reporting oversight but disagreed with our conclusion that a trust fund was not properly reported. We maintained that the fund should have been included on DCCA’s report to the Legislature of the department’s administratively established accounts and funds based upon the information DCCA provided to us during the review process.



PHOTO: ISTOCK.COM

COVID-19 SPECIAL PROJECTS

Limited Scope Review of State Building Management in Response to COVID-19 by the Central Services Division of the Department of Accounting and General Services

Report No. 20-19, December 2020

We initiated a limited scope review of the measures implemented by the Department of Accounting and General Services (DAGS) in response to the COVID-19 pandemic to protect the health and safety of state employees working in DAGS-managed buildings, as well as visitors to those buildings and DAGS’ own maintenance and custodial staff. We intended to determine the additional cleaning and disinfection procedures and other processes (or controls) that DAGS’ Central Services Division had developed specific to the novel coronavirus.

IN OUR REVIEW we found that the focus of the Central Services Division management is to just “keep the lights on,” which has led to incomplete and inconsistent efforts by the Central Services Division to safely re-open and operate its buildings during the COVID-19 pandemic. The division’s questionable compliance with – and apparent limited awareness of – applicable state and federal guidelines compromises the safety and health of those working in or visiting buildings managed by DAGS. For instance, we had expected DAGS and its Central Services Division to have developed additional cleaning and disinfection procedures specific to the novel coronavirus as well as processes to ensure that those procedures are consistent with the Centers for Disease Control and Prevention’s current guidance. However, our review revealed that DAGS had not been consistently following all the requirements in the Governor’s emergency proclamations and relevant guidelines and may not even have fully read some of them.

We found a division that has done little to address the health and safety risks associated with COVID-19. DAGS did not have an overall plan

for responding to the novel coronavirus, apart from select memoranda provided to building tenants early in the pandemic. More than nine months after the Governor issued his first emergency proclamation related to COVID-19 – and almost 25 years after this office’s audit of the Central Services Division – DAGS had yet to fully and consistently implement administrative tools, such as task lists and checklists, that ensure daily janitorial tasks are completed in a verifiable way. We emphasize the importance of developing written policies and procedures as well as creating a control environment that demonstrates management’s approach to holding its staff accountable. Without documented processes, it is unclear how DAGS can be confident it has what it needs to meet the additional demands posed by COVID-19.



PHOTO: ISTOCK.COM

Sunset Evaluation: Regulation of Behavior Analysts

Report No. 20-20, December 2020

In accordance with the Hawai‘i Regulatory Licensing Reform Act, the Auditor must determine and report on whether behavior analyst regulation complies with the State’s policies for regulating professions and vocations, and whether public interest requires that the law establishing the program be re-enacted, modified, or permitted to expire, prior to its June 30, 2021, repeal date. Our examination included determining whether the services provided by behavior analysts jeopardize consumer health, and whether such regulation unreasonably restricts entry into the profession. Our evaluation also accounted for complaints regarding applied behavior analysis services, the impact of regulation on the costs of such services, and whether licensing fees cover the costs of regulating behavior analysts.

WE FOUND that regulation of behavior analysts is consistent with and supported by the criteria for professional licensing set forth in the Hawai‘i Regulatory Licensing Reform Act, Chapter 26H, Hawai‘i Revised Statutes. In our view, the current licensing requirement for behavior analysts is reasonably necessary to protect the health, safety, and welfare of children and adults receiving services from a behavior analyst. However, while we found that criteria for continued regulation were met, if the Legislature continues the current regulation of behavior analysts, we recommend that behavior analysts be required to provide the Department of Commerce and Consumer Affairs (DCCA) with proof of their active status as a Board-Certified Behavior Analyst or Board Certified Behavior Analyst-Doctoral as part of the license renewal process.

In our review, we also found that Hawai‘i’s regulation of behavior analysts does not appear to artificially increase consumer costs. On the contrary, since 2015, the State has mandated insurance coverage for applied behavior analysis services for autism treatment. Such increased access to these services likely lowers consumer costs.

We also found that regulation does not unreasonably restrict entry into the profession by qualified persons. The standards are available to anyone meeting the education and practicum requirements and are similar to those established by other states that license or otherwise regulate behavior analysts. Moreover, we found no evidence the cost to obtain a license in Hawai‘i is deterring applicants. Based on DCCA’s estimated costs of the behavior analyst licensing program, the aggregate of the fees collected from licensees appears to cover the full cost of administering the program.

Since Hawai‘i’s licensing requirement took effect in 2016, the number of licensed behavioral analysts has nearly doubled.



PHOTO: OFFICE OF THE AUDITOR

Audit of the Agribusiness Development Corporation

Report No. 21-01, January 2021

This report was conducted pursuant to Act 28, Session Laws of Hawai‘i 2019 (House Bill No. 1561, House Draft 1, Senate Draft 2), which mandated a performance audit of the Agribusiness Development Corporation (ADC).

THE HAWAI‘I STATE LEGISLATURE created the ADC in 1994 amidst a series of sugar and pineapple plantation closures that lawmakers viewed as “an unprecedented opportunity for the conversion of agriculture into a dynamic growth industry.” Projecting that the downsizing of sugar and pineapple production would free up 75,000 acres of agricultural land and 50 million gallons of water daily over the next decade, the Legislature established ADC as a public corporation tasked with developing an “aggressive and dynamic” agribusiness development program to convert former plantation assets for use by new large-scale commercial enterprises that export the majority of their crops.

However, we found that ADC has done little – if anything – to facilitate the development of agricultural enterprises to replace the economic loss created by the demise of the sugar and pineapple industries. After almost 30 years, ADC has yet to develop an agribusiness plan – a plan required by statute – to define and establish goals, objectives, policies, and priority guidelines for its agribusiness development strategy or other short- and long-range strategic plans.

Instead of leading the State’s agricultural transformation, ADC primarily manages 4,257 acres of land it started acquiring in 2012 at the direction of the Legislature as well as the Waiāhole Water System on O‘ahu. We found that the corporation struggles to manage its

lands, challenged by the myriad duties required for effective land management. For instance, a preferred anchor tenant had occupied ADC land for years without a formal, written agreement.

We further found that ADC’s Board of Directors, as the head of the corporation, has provided minimal guidance and oversight of ADC’s operations, giving the Executive Director discretion over what business is brought to the Board.

The Board’s abdication of its policymaking and oversight responsibilities has left ADC without the necessary leadership to facilitate the transition of agricultural lands and infrastructure from plantation operations into other agricultural enterprises.

ADC was created to provide that leadership, to facilitate the development of Hawai‘i-based agricultural enterprises whose products are primarily for export, and to assist Hawai‘i-based agricultural enterprises with marketing and promotional strategies to exploit local, national, and international markets. ADC has not become the entity the Legislature envisioned – one that would develop an agriculture industry to stand as a pillar of the state economy, alongside tourism and the military. After nearly 30 years, the economic void created when plantations ceased production remains mostly unfilled.



PHOTO: DEPARTMENT OF HUMAN SERVICES

Review of Special Funds, Revolving Funds, Trust Funds, and Trust Accounts of the Department of Human Services

Report No. 21-02, January 2021

Section 23-12, Hawai‘i Revised Statutes, requires the Auditor to review all existing special, revolving, and trust funds every five years. Reviews are scheduled so that each department’s funds are reviewed once every five years. Although not mandated by statute, we included trust accounts as part of our review. This is our sixth review of the Department of Human Services’ (DHS) revolving funds, trust funds, and trust accounts, and our second review of DHS’ special funds.

WE REVIEWED 41 funds and accounts administered by DHS and its administratively attached agency, the Hawai‘i Public Housing Authority (HPHA). Total fund fiscal year-end balances amounted to at least \$22 million per year during the period reviewed.

We used criteria developed by the Legislature and by our office based on public finance and accounting literature. For each fund, we presented a five-year financial summary, the purpose of the fund, and conclusions about its use. We did not audit the financial data, which is provided for informational purposes. We did not present conclusions about the effectiveness of programs or their management, or whether the programs should be continued.

We found 1 special fund, 3 revolving funds, 1 trust fund, and 1 trust account did not meet criteria. We recommended the special fund, the trust fund, and one revolving fund be closed because they no longer serve the purpose for which they were originally established. We also recommended that the trust account be reclassified to a trust fund and one revolving fund be reclassified to a special fund. Lastly, we recommended that one revolving fund be repealed because it is not financially self-sustaining.

We noted that DHS and HPHA did not file statutorily required reports for non-general funds totaling approximately \$12.6 million and administratively created non-general funds totaling approximately

\$5.6 million. Accurate and complete reporting will greatly improve the Legislature’s oversight and control of these funds and provide increased budgetary flexibility.

DHS largely agreed with our conclusions and plans to implement our recommendations as soon as practical.

DHS disagreed with our conclusion that the Public Housing Revolving Fund should be reclassified to a special fund. A revolving fund is a fund from which is paid the cost of goods and services rendered or furnished to or by a state agency and which is replenished through charges made for the goods or services. Revenues for the fund include all moneys received or collected by HPHA that are not otherwise pledged. As such, we maintain our analysis of this fund was appropriate and correct based upon the information DHS provided to us during the review process and fund definitions provided in statute.

DHS also disagreed with our conclusion that the State Low-Income Housing Revolving Fund should be repealed. Revolving funds must demonstrate the capacity to be financially self-sustaining. This fund’s expenditures exceeded revenues in four of the five years under review and the fund required general fund support in FY2019 and FY2020. DHS’ response did not provide information that supports or otherwise justifies amending our conclusion that the fund is not financially self-sustaining.



PHOTO: OFFICE OF THE AUDITOR

Review of Special Funds, Revolving Funds, Trust Funds, and Trust Accounts of the Department of Health

Report No. 21-03, February 2021

Section 23-12, Hawai‘i Revised Statutes, requires the Auditor to review all existing special, revolving, and trust funds every five years. Reviews are scheduled so that each department’s funds are reviewed once every five years. Although not mandated by statute, we included trust accounts as part of our review. This is our sixth review of the Department of Health’s (DOH) revolving funds, trust funds, and trust accounts, and our second review of DOH’s special funds.

WE REVIEWED 70 funds and accounts administered by DOH and its administratively attached agency, the Hawai‘i Health Systems Corporation (HHSC). Total fund fiscal year-end balances amounted to at least \$446 million per year during the period reviewed.

We used criteria developed by the Legislature and by our office based on public finance and accounting literature. For each fund, we presented a five-year financial summary, the purpose of the fund, and conclusions about its use. We did not audit the financial data, which is provided for informational purposes. We did not present conclusions about the effectiveness of programs or their management, or whether the programs should be continued.

We recommended seven special funds be repealed or closed, including a special fund that HHSC believes should be removed from the State’s Financial Accounting and Management Information System (FAMIS).

We also recommended that one revolving fund be reclassified to a special fund, two trust accounts be reclassified to trust funds, and one trust fund be reclassified to a trust account. Lastly, we recommended that DOH reevaluate and reclassify

two trust funds because multiple programs, with distinct purposes, intents, and uses, appear to be operating out of these funds.

We noted that DOH and HHSC did not file statutorily required reports for non-general funds totaling approximately \$62.3 million and administratively created non-general funds totaling approximately \$57.1 million (although HHSC asserts that the approximately \$49.9 million cash balance in the HHSC FAMIS account is a recording error that it is working to reverse). Accurate and complete reporting will greatly improve the Legislature’s oversight and control of these funds and provide increased budgetary flexibility.

DHS disagreed with our conclusion that three special funds did not satisfy the clear nexus/clear link criterion required by statute and provided comments. DHS also disagreed with our conclusion that the Public Housing Revolving Fund should be reclassified to a special fund and questioned the basis for our recommendations related to three funds and accounts: the Environmental Response Revolving Fund; the Mai‘ili‘ili Supplemental Environmental Project Fund; and the Trust Fund for Non-Diseased Children of H.D. Patients, Charles A. Brown Trust.



REGARDING THE DEPARTMENT OF HEALTH:

We noted that DOH and HHSC did not file statutorily required reports for non-general funds totaling approximately \$62.3 million and administratively created non-general funds totaling approximately \$57.1 million (although HHSC asserts that the approximately \$49.9 million cash balance in the Hawai'i Health Systems Corporation FAMIS account is a recording error that it is working to reverse).

As to its reporting shortfall, DOH acknowledged that certain funds and accounts were not submitted to the Legislature due in part to staff turnover and is working to correct the oversight.

HHSC generally agreed with our recommendations. However, as to its reporting shortfall, HHSC asserted that the Health Systems Special Fund cash balance was reported as part of a larger consolidated cash balance that included but was not limited to the 15 accounts associated with the Health Systems Special Fund. HHSC also acknowledged that it does not file a separate administratively established fund report but will do so going forward.

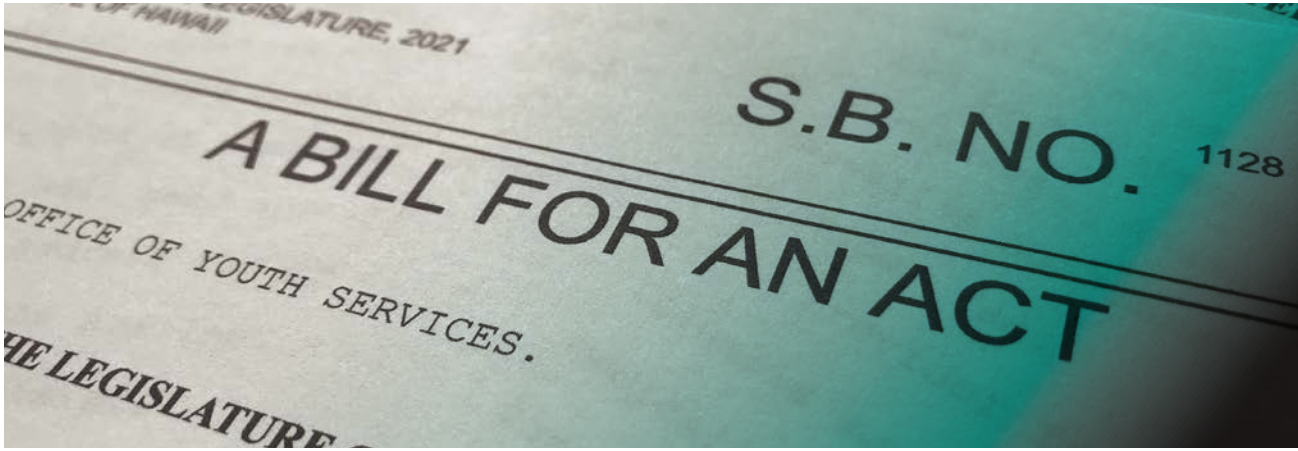


PHOTO: OFFICE OF THE AUDITOR

Analyses of Proposed Special and Revolving Funds 2021

Report No. 21-04, March 2021

This report compiles our analyses of new special and revolving funds proposed by 2021 legislative bills. The analyses were prepared in accordance with Section 23-11, Hawai‘i Revised Statutes (HRS), which requires the Auditor to analyze all legislative bills introduced each session that propose to establish new special or revolving funds.

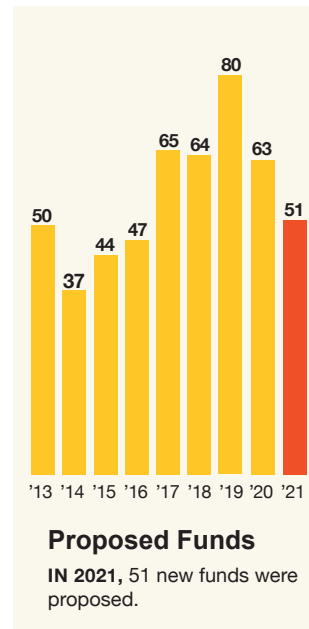
WE REVIEWED 75 House and Senate bills proposing 51 special and revolving funds during the 2021 legislative session of which none met criteria.

Only about half of the money the State spends each year comes from its main financial account, the general fund. The other half of expenditures are financed by special, revolving, federal, and trust funds. Between 2008 and 2012, the number of these non-general funds and the amount of money contained in them substantially increased. Much of that upward trend had been caused by an increase in special funds, which are funds set aside by law for a specified object or purpose.

In 2013, the Legislature amended Section 23-11, HRS, after the Auditor recommended changes to stem a trend in the proliferation of special and revolving funds over the past 30 years. Such funds erode the Legislature’s ability to control the state budget through the general fund appropriation process. General funds, which made up about two-thirds of State operating budget outlays in the late 1980s, had dwindled to about half of outlays.

By 2011, special funds amounted to \$2.48 billion, or 24.3 percent, of the State’s \$10.2 billion operating budget. Also ballooning were revolving funds, which are used to pay for goods and services and are replenished through charges to users of the

goods and services or transfers from other accounts or funds. By 2011, revolving funds made up \$384.2 million, or 3.8 percent, of the State’s operating budget. Further hampering the Legislature’s control over the budget process was a 2008 court case. In *Hawai‘i Insurers Council v. Linda Lingle, Governor of the State of Hawai‘i*, the Hawai‘i Supreme Court determined that under only certain conditions could the Legislature “raid” special funds to balance the state budget. In 2013, the Legislature built new safeguards into the criteria for establishing special funds to gain more control over the budget process.



None of the special and revolving funds proposed during the 2021 legislative session satisfied the criteria set forth in Section 23-11, HRS. References to House Draft and Senate Draft versions reflect bill status at the time of our review.




PHOTO: ISTOCK.COM

Follow-Up on Recommendations from Report No. 18-01, *Audit of the Hawai‘i State Energy Office*

Report No. 21-05, March 2021

Section 23-7.5, Hawai‘i Revised Statutes, requires the Auditor to report to the Legislature annually on each audit recommendation more than one year old that has not been implemented by the audited agency. This report presents the results of our follow-up on the Hawai‘i State Energy Office’s implementation of the nine audit recommendations made in Report No. 18-01, Audit of the Hawai‘i State Energy Office, which was published in January 2018.

AT THE TIME of our 2018 audit, the Hawai‘i State Energy Office’s mission was to maximize Hawai‘i’s energy self-sufficiency and security and to guide the State toward its statutory mandate to achieve energy independence. The audit noted that, for the Energy Office, fulfilling this mission meant working toward the deployment of clean energy infrastructure and serving as a catalyst for energy innovation and test bed investments. The Energy Office’s mission has since been expanded. In 2019, the Legislature passed Act 122, Session Laws of Hawai‘i 2019. Act 122 created a Chief Energy Officer position and appropriated general funds to support and fund the Energy Office’s personnel and operating expenses. Act 122 also identified the Energy Office as “the State’s primary government entity for supporting the clean energy initiative.”

In our 2018 audit, we reported that the majority of the Energy Office’s funding was through an Energy Security Special Fund. Federal stimulus funding through the American Recovery and Reinvestment Act helped provide the means for the Energy Office to nearly double its staff from 2009 to 2012. However, the stimulus funding expired in 2012 and the Energy Office did not make sufficient staffing adjustments to lower costs. Our 2018 report revealed that expenditures consistently exceeded revenues as early as the 2014 fiscal year, and that the Energy Office faced an imminent financial shortfall that would significantly impact Energy Office operations in the near future. At its then-current rate of spending, the

Energy Office would have substantially depleted the balance in its special fund by FY2019.

Our audit report made nine recommendations relating to the Energy Office’s continued financial path, its lack of an updated strategic plan, its lack of project management and reporting processes, and inadequate documentation of project effectiveness.

In our 2018 audit report, we characterized the Energy Office as “an organization at a crossroads.” We noted that the Energy Office lacked the funding to continue its current level of operations, could not clearly articulate how its efforts had contributed to its stated mandate, and had no plans for aligning and re-sizing its operations to match its broad responsibilities and current fiscal realities. In conducting the follow-up to our 2018 audit report, we found the Energy Office remains at a crossroads. Act 122 has paved the way for a more effective and more efficient Energy Office, with a more stable source of funding and a clearer mission. But whether that ultimately means a brighter future for the Energy Office depends on whether it rises to the challenges and opportunities created by Act 122.

Our follow-up on the Energy Office’s implementation of recommendations made in Report No. 18-01 found that the Energy Office has fully implemented one of the recommendations and partially implemented six of the recommendations. In addition, we found that the Energy Office has not implemented two of the recommendations because circumstances have changed in a way that makes the recommendations no longer applicable.



PHOTO: ISTOCK.COM

Review of Income and Financial Institutions Tax Credits Pursuant to Section 23-92, Hawai'i Revised Statutes

Report No. 21-06, March 2021

This report assesses the Motion Picture, Digital Media, and Film Production Income Tax Credit and the Renewable Energy Technologies Income Tax Credit. Section 23-91 et seq., Hawai'i Revised Statutes, requires the Auditor to annually review different tax credits, exclusions, and deductions on a five-year recurring cycle.

IN 2018, Hawai'i's tax laws contained 21 tax credits, totaling \$341.93 million, according to a December 2020 report by the Hawai'i Department of Taxation (DoTax). More than forty-four percent of that amount was attributed to the tax credits reviewed in this report. The Motion Picture, Digital Media, and Film Production Income Tax Credit was the State's costliest tax credit with \$80.23 million in claims, followed by the Renewable Energy Technologies Income Tax Credit with \$70.5 million in claims.

The Motion Picture, Digital Media, and Film Production Income Tax Credit reduces the taxpayer's income tax liability based on "qualified production costs" incurred by a production that is subject to the Hawai'i general excise tax or income tax. We determined the purpose of this credit is to encourage the growth of the State's film and creative media industries by keeping Hawai'i competitive and comparable to other jurisdictions that offer tax breaks to attract productions, which generate tax revenue, jobs, and tourism marketing exposure. We noted several challenges to conducting an accurate cost-benefit analysis of this credit, including the impact of "free-riders," i.e., productions that would have filmed in Hawai'i irrespective of the credit.

In 2018, 25 qualified productions incurred \$425.53 million in qualified production costs and claimed tax credits of \$80.23 million, according to DoTax.

The Renewable Energy Technologies Income Tax Credit provides tax credits for expenses relating

to renewable energy technologies, including solar energy systems and wind-powered energy systems installed by individuals and businesses. The single-family solar thermal (water heater) tax credit cap is \$2,250 per system; the wind-powered commercial property tax credit cap is \$500,000 per system; the single-family photovoltaic (PV) system tax credit cap is \$5,000 per system; and the commercial property photovoltaic systems tax credit cap is \$500,000 per system. Based on the legislative history, we determined that, generally, the purpose of the credit is to reduce the State's dependence on imported oil for electricity generation by encouraging private investment in renewable energy systems.

According to DoTax, 7,337 individuals and 77 corporations claimed the tax credit in 2018, totaling \$70.5 million.

Overall, we found both tax credits appear to be achieving certain aspects of their stated purposes, but concrete conclusions cannot be drawn until the Legislature identifies metrics or benchmarks to measure achievement. As noted throughout the report, although we were able to identify purposes for the provisions reviewed, we had no objective means to assess whether those provisions were achieving their respective purposes. We recommend the Legislature clearly articulate purposes and establish specific metrics for measuring effectiveness for each tax credit. Clearly stated purposes for each tax credit and metrics for us to assess performance against specific targeted outcomes will permit a more thorough and meaningful analysis of the tax credits.




ILLUSTRATION: ISTOCK.COM

Review of General Excise and Use Tax Exemptions and Exclusions Pursuant to Section 23-73, Hawai‘i Revised Statutes

Report No. 21-07, April 2021

This report assesses certain tax exemptions and exclusions from Hawai‘i’s General Excise Tax (GET). Section 23-71 et seq., Hawai‘i Revised Statutes, requires the Auditor to annually review different tax exemptions, exclusions, and credits on a 10-year recurring cycle.

AS DESCRIBED by the Department of Taxation (DoTax), Hawai‘i’s GET and Use Tax, combined, apply to nearly all business activities in the state. In fiscal year 2020, which ended June 30, 2020, GET and Use Tax revenues accounted for \$3.36 billion, or 49 percent of the total tax revenue of \$6.89 billion. Those amounts predate the current COVID-19 pandemic, which has significantly impacted public health and the State’s economy, while simultaneously resulting in sharp reductions in GET and Use Tax revenue.

This report reviews a total of nine tax provisions – seven GET exemptions and two GET exclusions. While DoTax collects data on seven of these tax provisions, our ability to report information about three of them was restricted by DoTax’s policy prohibiting disclosure of information, even in aggregated form, when there are a limited number of taxpayers. The current policy excludes disclosure when there are five or fewer claims for an exemption, or when an individual return represents a large percentage of the tabulation.

We note we did not analyze an exemption for amounts received by TRICARE-managed care support contractors because it was repealed on December 31, 2018.

We also note that the GET exemption for cooperative housing corporations is related

to an exemption for reimbursements to associations of owners of condominium property regimes, nonprofit homeowners, or community associations, which we are not scheduled to analyze until 2024. However, because DoTax does not segregate data relating to these two exemptions, we report the exemptions’ aggregated numbers in this report.

Overall, we found there was insufficient data to determine whether six of the seven exemptions reviewed are meeting their stated or inferred purposes. As we note in the report, making conclusions as to whether purposes have been met is extremely difficult where amounts claimed are not tracked or where no benchmarks or metrics are provided. We also found that one exemption for amounts received by a patient-centered community care contractor used to pay third-party health care providers pursuant to a contract with the United States is likely being erroneously or improperly claimed by some taxpayers.

A photograph of a street scene. In the foreground, a black lamp post with three white spherical globes stands prominently. Behind it, a large, leafy tree with a thick trunk dominates the middle ground. To the left, a multi-story white building with windows is visible. The sky is filled with large, dark, dramatic clouds. The overall color palette is muted, with a strong blue/cyan tint.

Summary of Financial Audits

July 1, 2019 to April 30, 2021

Summary of Financial Audits

July 1, 2019 to April 30, 2021

The Office of the Auditor contracts with independent certified public accountants for the financial and single audits of certain departments, agencies, and programs as well as the State of Hawai‘i’s Annual Comprehensive Financial Report. However, not every department has elected to audit its financial statements, including departments that receive and disburse substantial amounts of non-state funds, like the Department of Labor and Industrial Relations. We strongly support the independent audits of all departments’, agencies’, and programs’ financial statements. Among other things, independent audits provide assurance that their respective financial statements are presented fairly in accordance with generally accepted accounting principles. State departments, agencies, and programs must be accountable for their use of public funds, and the financial audit is one aspect of that accountability.

The following summary includes financial audits completed after July 1, 2019. To give the reader a “bigger picture” of the State’s financial position, we present statewide summaries first; summaries of financial statements for departments and any programs or agencies associated with that department follow.

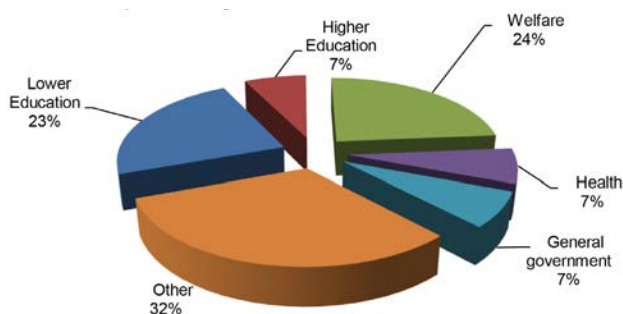
STATEWIDE AUDITS

Financial Audit of the Annual Comprehensive Financial Report (ACFR) of the State of Hawai‘i Financial Statements, Fiscal Year Ended June 30, 2019

The State of Hawai‘i provides a range of services in the areas of education (both lower and higher), welfare, transportation (including highways, airports, and harbors), health, hospitals, public safety, housing, culture and recreation, economic development, and conservation of natural resources.

The State’s ACFR includes the audited financial statements of the State’s governmental activities (functions of the state that are typically supported by taxes and intergovernmental revenues) and its business-type activities (which rely to a significant extent on fees and charges for support). The State’s business-type activities include the Department of Transportation’s Airports Division, the Department of Transportation’s Harbors Division, and the Unemployment Compensation Fund. These functions are intended to recover all or a significant portion of their costs through user fees and charges. The activities of seven legally separate component units (Hawai‘i Community Development Authority, Hawai‘i Health Systems Corporation, Hawai‘i

Expenses by Governmental Activities, Fiscal Year 2020



Housing Finance and Development Corporation, Hawai‘i Hurricane Relief Fund, Hawai‘i Public Housing Authority, Hawai‘i Tourism Authority, and the University of Hawai‘i) are also included.

For the fiscal year ended June 30, 2019, total revenues were \$12.7 billion and total expenses were \$12.9 billion, resulting in a decrease in net position of \$200 million. Approximately 61 percent of the State of Hawai‘i’s total revenues came from taxes of \$7.8 billion, 25 percent from grants and contributions of \$3.2 billion, and 13 percent from charges for various goods and services of \$1.7 billion.

The State of Hawai‘i received an unmodified opinion that its financial statements were presented fairly, in all material respects, in accordance with generally accepted accounting principles.

Financial Audit of the Annual Comprehensive Financial Report (ACFR) of the State of Hawai'i Financial Statements, Fiscal Year Ended June 30, 2020

For the fiscal year ended June 30, 2020, total revenues were \$14.5 billion and total expenses were \$15.5 billion, resulting in a decrease in net position of \$1 billion. Approximately 52 percent of the State of Hawai'i's total revenues came from taxes of \$7.6 billion, 26 percent from grants and contributions of \$3.7 billion, and 22 percent from charges for various goods and services of \$3.2 billion. Total tax revenues of \$7.6 billion consisted of general excise taxes of \$3.7 billion, net income taxes of \$2.7 billion, and other taxes of \$1.2 billion. The largest expenses were for welfare at \$3.7 billion, lower education at \$3.6 billion, higher education at \$1.1 billion, health at \$1.1 billion, and general government at \$1.1 billion. Other expenses totaled \$4.9 billion.

As of June 30, 2020, total liabilities and deferred inflows of resources of \$28.6 billion exceeded total assets and deferred outflows of resources of \$25.4 billion, resulting in a negative net position of \$3.2 billion. Of this amount, \$5.1 billion was for the State's net investment in capital assets, \$4 billion was restricted for specific programs, and a negative \$12.3 billion was unrestricted assets.

The State of Hawai'i received an unmodified opinion that its financial statements were presented fairly, in all material respects, in accordance with generally accepted accounting principles.

Single Audit of Federal Financial Assistance Programs of the State of Hawai'i Financial Statements, Fiscal Year Ended June 30, 2019

Each year, the federal government provides over \$400 billion dollars in grants to state and local governments. Single audits provide assurance to the federal government that state agencies and programs receiving federal funds are expending those funds properly and in accordance with federal requirements. This report included the total federal expenditures and findings for the following departments: Labor and Industrial Relations; Commerce and Consumer Affairs; Public Safety; Agriculture; Accounting and General Services; Business, Economic Development and Tourism; Land and Natural Resources; and Defense. Federal expenditures for these departments totaled approximately \$298 million dollars, an increase of \$10.75 million over FY2018. Federal expenditures and findings for other departments, including the Department of Health and Department of Transportation, are reported in individual single audit reports.

The auditors identified one material weakness and two significant deficiencies in internal controls over financial reporting that are required to be reported in accordance with *Government Auditing Standards*.

The auditors expressed a qualified opinion on certain major programs and identified five material weaknesses and six significant deficiencies over compliance with major federal programs that

State Single Report Findings, Fiscal Year 2020

DEPARTMENTS	FINANCIAL REPORTING		FEDERAL PROGRAM COMPLIANCE		TOTAL
	MATERIAL WEAKNESS	SIGNIFICANT DEFICIENCY	MATERIAL WEAKNESS	SIGNIFICANT DEFICIENCY	
Accounting and General Services	1	2	-	1	4
Labor and Industrial Relations	-	-	1	1	2
Office of the Governor	-	-	-	1	1
TOTAL	1	2	1	3	7

are required to be reported in accordance with the *Uniform Guidance*.

Single Audit of Federal Financial Assistance Programs of the State of Hawai'i Financial Statements, Fiscal Year Ended June 30, 2020

This report included the total federal expenditures and findings for the following departments: Labor and Industrial Relations; Commerce and Consumer Affairs; Public Safety; Agriculture; Accounting and General Services; Business, Economic Development and Tourism; Land and Natural Resources; Defense; and the Office of the Governor. Federal expenditures for these departments totaled approximately \$2.14 billion dollars, an increase of \$1.84 billion over FY2019. Federal expenditures and findings for other departments, including the Department of Health and Department of Transportation, are reported in individual single audit reports.

The auditors identified one material weakness and two significant deficiencies in internal controls over financial reporting that are required to be reported in accordance with *Government Auditing Standards*.

The auditors expressed a qualified opinion on certain major programs and identified one material weakness and three significant deficiencies over compliance with major federal programs that are required to be reported in accordance with the *Uniform Guidance*. A table with the number and type of findings by department can be found on the previous page.

STADIUM AUTHORITY, DEPARTMENT OF ACCOUNTING AND GENERAL SERVICES

Financial Audit of the Stadium Authority Financial Statements, Fiscal Year Ended June 30, 2019

The Stadium Authority (Authority) is responsible for the operation, management, and maintenance of Aloha Stadium, located in Honolulu, Hawai'i. For administrative purposes, the Authority is placed within the State of Hawai'i's Department of Accounting and General Services.

For the fiscal year ended June 30, 2019, the Authority reported total revenues of \$11 million and total expenses of \$13.5 million, resulting in a net loss of \$2.5 million. Revenues consisted of \$6.1 million from rentals from attractions, \$2.2 million from food and beverage concessionaire commissions, \$2 million in parking fees, and \$700,000 in advertising and other revenues. The Authority's net loss was partially offset by \$7 million in capital contributions, which represents the portion of Aloha Stadium capital improvement costs that were paid by the State of Hawai'i.

Expenses consisted of \$4.3 million for depreciation, \$5.3 million for personnel services, \$1.3 million for utilities, and \$400,000 for repairs and maintenance. Additional expenses totaled \$2.2 million and included state central services assessments as well as security, professional services, and other costs.

The Authority received an unmodified opinion that the financial statements were presented fairly, in all material respects, in accordance with generally accepted accounting principles. There were no significant deficiencies in internal control over financial reporting that would have required reporting under *Government Auditing Standards*. The auditors identified one material weakness. There were no instances of noncompliance or other matters required to be reported under *Government Auditing Standards*.

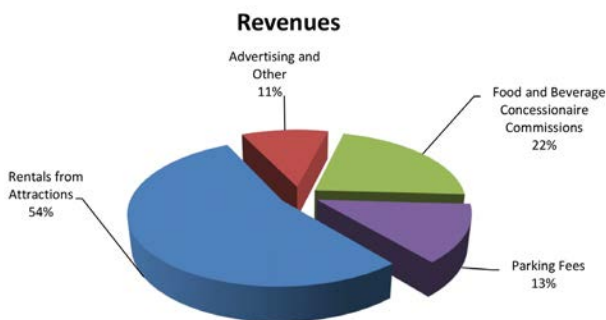
Financial Audit of the Stadium Authority Financial Statements, Fiscal Year Ended June 30, 2020

For the fiscal year ended June 30, 2020, the Authority reported total revenues of \$6.9 million and total expenses of \$13.5 million, resulting in a net loss of \$6.6 million. Revenues consisted of \$3.7 million from rentals from attractions, \$1.5 million from food and beverage concessionaire commissions, \$900,000 in parking fees, and \$800,000 in advertising and other revenues. The Authority's net loss was partially offset by \$9 million in capital contributions, which represents the portion of Aloha Stadium capital improvement costs that were paid by the State of Hawai'i.

Expenses consisted of \$4.5 million for depreciation, \$5.3 million for personnel services, \$1.1 million for utilities, and \$400,000 for repairs and maintenance. Additional expenses totaled \$2.2 million and included state central services assessments as well as security, professional services, and other costs. And, as of June 30, 2020, total assets and deferred outflows of resources exceeded total liabilities and deferred inflows of resources, resulting in a net position of \$86.7 million.

The Authority received an unmodified opinion that the financial statements were presented fairly, in all material respects, in accordance with generally accepted accounting principles. The auditors identified one material weakness, which found \$1.2 million in unrecorded capital additions and related capital contributions for the fiscal year ended June 30, 2020.

The report noted that due to the impact of the COVID-19 pandemic and the related emergency proclamations and emergency orders issued by the Governor, the Authority has substantial doubt about its ability to continue as a going concern for the 12-month period following the date of the issuance of the financial statements. The Authority had implemented cost saving measures in response to the conditions that have arisen due to COVID-19. The financial statements do not include any adjustments that might result from the outcome of this uncertainty, and the auditors' opinion was not modified with respect to this matter.

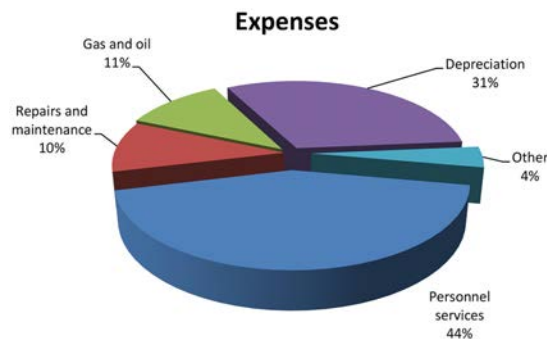


STATE MOTOR POOL REVOLVING FUND, DEPARTMENT OF ACCOUNTING AND GENERAL SERVICES

Financial Audit of the Department of Accounting and General Services, State Motor Pool Revolving Fund Financial Statements, Fiscal Year Ended June 30, 2019

Established in 1963, the State Motor Pool Revolving Fund (Fund) is responsible for providing safe and economical transportation for state personnel requiring the use of passenger vehicles in connection with official state business. All moneys collected are used for the acquisition, operation, repair, maintenance, storage, and disposition of all state-owned vehicles assigned to the state motor pool.

For the fiscal year ended June 30, 2019, the Fund reported total revenues of \$2.3 million and total expenses of \$2.9 million, resulting in a decrease in net position of \$600,000 (or 381 percent). Motor vehicle rentals and repairs represented 99 percent of the Fund's total revenue and other income represented 1 percent. Total expenses of \$2.9 million consisted of personnel services of \$1.3 million, depreciation of \$900,000, gas and oil of \$300,000, repairs and maintenance of \$300,000, and other costs of \$100,000.



The Fund received an unmodified opinion that its financial statements were presented fairly, in all material respects, in accordance with generally accepted accounting principles. There were no reported deficiencies in internal control over financial reporting that were considered to be material weaknesses and no instances of noncompliance or other matters that are required to be reported under *Government Auditing Standards*.

**STATE PARKING REVOLVING FUND,
DEPARTMENT OF ACCOUNTING AND
GENERAL SERVICES**

**Financial Audit of the Department
of Accounting and General Services,
State Parking Revolving Fund
Financial Statements, Fiscal Year
Ended June 30, 2019**

Established in 1963, the State Parking Revolving Fund (Fund) is responsible for the assessment and collection of reasonable parking fees, installation of parking meters, and the restriction and control of parking on all state lands within the state Comptroller's jurisdiction. All fees, charges, and other revenue collected are deposited into this fund. Moneys are expended, as necessary, to defray the cost of paving parking areas as well as the purchase and installation of parking meters on state lands within the state Comptroller's jurisdiction.

For the fiscal year ended June 30, 2019, the Fund reported total revenues of \$3.9 million and total expenses of \$3.7 million. Total revenues consisted of parking assessments of \$2.7 million, parking meter collections of \$1 million, and traffic fines and other income of \$200,000. Total expenses consisted of depreciation of \$400,000, personnel services of \$1.9 million, repairs and maintenance of \$500,000, and other expenses of \$900,000.

Total assets and deferred outflows of resources of \$18 million were comprised of net capital assets of \$14.6 million, cash of \$2.6 million, and receivables and deferred outflows of resources of \$800,000. Total liabilities and deferred inflows of resources of \$6.8 million were comprised of pension liability of \$2.8 million, net other postemployment benefits other than pensions of \$2.8 million, and accrued liabilities and deferred inflows of resources of \$1.2 million.

Capital assets are used to provide parking for employees, contractors with state-related business, and the public. Net capital assets of \$14.6 million consist of land of \$9.3 million, structures and improvements of \$4.9 million, and construction in progress of \$400,000.

The Fund received an unmodified opinion that its financial statements were presented fairly, in all material respects, in accordance with generally accepted accounting principles. There were no reported deficiencies in internal control over financial reporting that were considered to be material weaknesses and no instances of noncompliance or other matters that are required to be reported under *Government Auditing Standards*.

DEPARTMENT OF THE ATTORNEY GENERAL

**Financial and Compliance Audit of the
Department of the Attorney General
Financial Statements, Fiscal Year Ended
June 30, 2019**

The Department of the Attorney General (AG) administers and renders legal services, including furnishing written legal opinions to the Governor, Legislature, and the heads of state departments and offices as the Governor may direct; represents the State in all civil actions in which the State is a party; and approves as to legality and form all documents relating to the acquisition of any land or interest in the state. AG's Child Support Enforcement Agency provides assistance to children by locating parents, establishing paternity and support obligations, and enforcing those obligations.

For the fiscal year ended June 30, 2019, AG reported total revenues of \$109.6 million and total expenses of \$109.2 million, resulting in an increase in net position of \$400,000. Revenues included general revenues of \$50.3 million, primarily state appropriations; and program revenues consisting of charges for services of \$25.2 million and operating grants and contributions of \$34.2 million. Expenses of \$109.2 million consisted of \$65 million for general administrative and legal services; \$22.5 million for child support enforcement; \$14.8 million for crime prevention and justice assistance; and \$6.9 million for criminal justice data center activities.

Inflows and outflows of funds related to the Child Support Enforcement Agency program are accounted for separately in an agency fund. The

report noted that under usual conditions, agency fund assets should be equal to agency fund liabilities, as the funds are held on behalf of others; however, AG continues to maintain a deficit balance of approximately \$551,000. According to AG, the deficit balance is caused by a combination of uncollected recoupments due from custodial parents resulting from overpayments and uncollected non-sufficient fund payments due from non-custodial parents.

AG received an unmodified opinion that its financial statements were presented fairly, in all material respects, in accordance with generally accepted accounting principles. AG also received an unmodified opinion on its compliance with major federal programs in accordance with the *Uniform Guidance*. There were no material weaknesses and one significant deficiency in internal control over financial reporting that is required to be reported under *Government Auditing Standards*. There were no other reported findings.

Financial and Compliance Audit of the Department of the Attorney General Financial Statements, Fiscal Year Ended June 30, 2020

For the fiscal year ended June 30, 2020, AG reported total revenues of \$130.3 million and total expenses of \$124.2 million, resulting in an increase in net position of \$6.1 million. Revenues include general revenues of \$49.7 million, primarily state appropriations; program revenues consisting of charges for services of \$39.6 million; and operating grants and contributions of \$41 million. Expenses of \$124.2 million consisted of \$78.8 million for general administrative and legal services; \$24 million for child support enforcement; \$14.2 million for crime prevention and justice assistance; and \$7.2 million for criminal justice data center activities.

AG received an unmodified opinion that its financial statements were presented fairly, in all material respects, in accordance with generally accepted accounting principles. AG also received an unmodified opinion on its compliance with major

federal programs in accordance with the *Uniform Guidance*. There were no material weaknesses in internal control over financial reporting that were required to be reported under *Government Auditing Standards*. There were no findings that were considered material weaknesses in internal control over compliance in accordance with the *Uniform Guidance*.

EMPLOYEES' RETIREMENT SYSTEM, DEPARTMENT OF BUDGET AND FINANCE

Financial Audit of the Employees' Retirement System of the State of Hawai'i Financial Statements, Fiscal Year Ended June 30, 2018

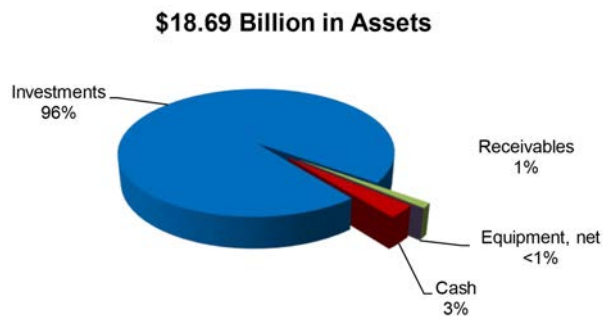
The Employees' Retirement System (ERS) administers a pension benefits program for all state and county employees, including teachers, professors, police officers, firefighters, correction officers, judges, and elected officials.

For the fiscal year ended June 30, 2018, ERS reported total net additions of approximately \$2.33 billion. Additions consisted of \$1.11 billion from contributions and \$1.22 billion in net investment income. Total deductions of approximately \$1.43 billion consisted of \$1.4 billion for benefit payments, \$16 million for administrative expenses, and \$21 million for refund of member contributions. As of June 30, 2018, assets totaled \$17.99 billion and liabilities totaled \$1.39 billion, leaving a net position balance of \$16.6 billion. Total assets included investments of \$17.08 billion, receivables of \$214 million, cash of \$686 million, and net equipment of \$6 million.

ERS received an unmodified opinion that its financial statements were presented fairly, in all material respects, in accordance with generally accepted accounting principles. There were no reported deficiencies in internal control over financial reporting that were considered to be material weaknesses and no instances of noncompliance or other matters that are required to be reported under *Government Auditing Standards*.

Financial Audit of the Employees' Retirement System of the State of Hawai'i Financial Statements, Fiscal Year Ended June 30, 2019

For the fiscal year ended June 30, 2019, ERS reported total net additions of approximately \$2.13 billion. Additions consisted of \$1.2 billion from contributions and \$933 million in net investment income. Total deductions of approximately \$1.5 billion consisted of \$1.47 billion for benefit payments; \$14 million for administrative expenses; and \$17 million for refund of member contributions. As of June 30, 2019, assets totaled \$18.69 billion and liabilities totaled \$1.46 billion, leaving a net position balance of \$17.23 billion. Total assets included investments of \$17.89 billion; receivables of \$222 million; cash of \$576 million; and net equipment of \$7 million.



ERS received an unmodified opinion that the financial statements were presented fairly, in all material respects, in accordance with generally accepted accounting principles. There were no reported deficiencies in internal control over financial reporting that were considered to be material weaknesses and no instances of noncompliance or other matters that are required to be reported under *Government Auditing Standards*.

HAWAII EMPLOYER-UNION HEALTH BENEFITS TRUST FUND, DEPARTMENT OF BUDGET AND FINANCE

Financial Audit of the Hawai'i Employer-Union Health Benefits Trust Fund Financial Statements, Fiscal Year Ended June 30, 2019

The Hawai'i Employer-Union Health Benefits Trust Fund (EUTF) is a state agency that provides eligible State of Hawai'i and county (Honolulu, Hawai'i, Maui, and Kaua'i) employees and retirees and their eligible dependents with health and life insurance benefits. Active employee healthcare benefits and other postemployment benefits (OPEB) for retirees (including their respective beneficiaries) are reported separately for accounting purposes. EUTF is administratively attached to the State of Hawai'i Department of Budget and Finance.

The fund for active employee healthcare benefits.

For the fiscal year ended June 30, 2019, revenues totaled \$100.6 million and expenses totaled \$95.1 million, resulting in a net income of \$5.5 million. Revenues consisted of premium revenue self-insurance of \$90.4 million, experience refunds of \$6.5 million, and investment earnings and other revenues of \$3.7 million. Expenses consisted of benefit claims expenses of \$86.3 million, administrative operating expenses of \$8.3 million, depreciation of \$100,000, and other operating expenses of \$400,000. As of June 30, 2019, assets and deferred outflows of resources totaled \$169.8 million and liabilities and deferred inflows of resources totaled \$64.1 million, resulting in a net position of \$105.7 million.

The OPEB Trust Fund.¹ For the fiscal year ended June 30, 2019, total additions of \$1.23 billion included \$1.1 billion from employer contributions, \$131.7 million from net investment earnings, and \$25.5 million from other sources. Total deductions were \$511.7 million, resulting in a change of fiduciary net position of \$722.7 million. As of

¹ The OPEB trust fund was established by the EUTF Board of Trustees in 2013 to receive employer contributions to pre-fund OPEB for retirees and their beneficiaries.

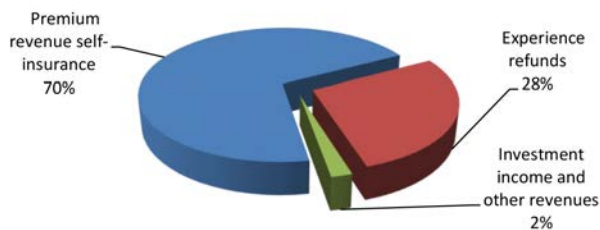
June 30, 2019, the OPEB Trust Fund net position balance totaled \$3.3 billion. The OPEB Trust Fund held \$3.37 billion in assets and \$71 million in liabilities.

EUTF received an unmodified opinion that its financial statements were presented fairly, in all material respects, in accordance with generally accepted accounting principles. There were no reported deficiencies in internal control over financial reporting that were considered to be material weaknesses and no instances of noncompliance or other matters that are required to be reported under *Government Auditing Standards*.

Financial Audit of the Hawai'i Employer-Union Health Benefits Trust Fund Financial Statements, Fiscal Year Ended June 30, 2020

The fund for active employee healthcare benefits. For the fiscal year ended June 30, 2020, revenues totaled \$146.7 million and expenses totaled \$97.5 million, resulting in net income of \$49.2 million. Revenues consisted of premium revenue self-insurance of \$103.2 million, experience refunds of \$41.8 million, and investment earnings and other revenues of \$1.7 million. Expenses consisted of benefit claims expenses of \$88.1 million, administrative operating expenses of \$8.9 million, depreciation of \$100,000, and other operating expenses of \$400,000. Assets and deferred outflows of resources totaled \$224.5 million and liabilities and deferred inflows of resources totaled \$66 million, resulting in a net position of \$158.5 million.

Enterprise Fund Revenues



The OPEB Trust Fund. For the fiscal year ended June 30, 2020, total additions of \$1.18 billion included \$1.11 billion from employer contributions, \$71 million from net investment earnings, and \$800,000 from other sources. Total deductions were \$504.9 million, resulting in a change of fiduciary net position of \$679.8 million. As of June 30, 2020, the OPEB Trust Fund net position balance totaled \$3.98 billion. The OPEB Trust Fund held \$4.05 billion in assets and \$67.5 million in liabilities.

EUTF received an unmodified opinion that its financial statements were presented fairly, in all material respects, in accordance with generally accepted accounting principles. There were no reported deficiencies in internal control over financial reporting that were considered to be material weaknesses and no instances of noncompliance or other matters that are required to be reported under *Government Auditing Standards*.

HAWAI'I COMMUNITY DEVELOPMENT AUTHORITY, DEPARTMENT OF BUSINESS, ECONOMIC DEVELOPMENT AND TOURISM

Financial Audit of the Hawai'i Community Development Authority Financial Statements, Fiscal Year Ended June 30, 2019

The Hawai'i Community Development Authority (HCDA) was established in 1976 by Chapter 206E, Hawai'i Revised Statutes, to establish community development plans in community development districts, to determine community development programs and to cooperate with private enterprises and various components of federal, state, and county governments to bring community plans to fruition. HCDA is administratively attached to the Hawai'i Department of Business, Economic Development and Tourism.

For the fiscal year ended June 30, 2019, HCDA reported total revenues of \$3 million and total expenses of \$8.5 million, resulting in a decrease in net position of \$5.5 million. Revenues consisted of leasing and management activities of \$1.8 million, community redevelopment activities of \$600,000,

investment earnings of \$800,000, net lapsed state appropriations of \$500,000, and other revenue of \$300,000. Total assets and deferred outflows of resources of \$200 million exceeded total liabilities and deferred inflows of resources of \$21.5 million resulting in a net position of \$178.5 million. Of the net position balance of \$178.5 million, \$23.2 million is unrestricted and may be used to meet ongoing expenses, \$6.6 million is restricted for capital projects, and \$148.7 million is invested in net capital assets. The agency reported total assets and deferred outflows of resources comprised of net capital assets of \$148.7 million, cash of \$26.1 million, and receivables, other assets, and deferred outflows of resources of \$25.2 million.

HCDA received an unmodified opinion that its financial statements were presented fairly, in all material respects, in accordance with generally accepted accounting principles. There were no reported deficiencies in internal control over financial reporting that were considered to be material weaknesses and no instances of noncompliance or other matters that are required to be reported under *Government Auditing Standards*.

Financial Audit of the Hawai‘i Community Development Authority Financial Statements, Fiscal Year Ended June 30, 2020

For the fiscal year ended June 30, 2020, HCDA reported total revenues of \$6.5 million and total expenses of \$19.8 million, resulting in a decrease in net position of \$13.3 million. Revenues consisted of leasing and management activities of \$2.4 million, community redevelopment activities of \$1.4 million, investment earnings of \$600,000, net state appropriations of \$1.2 million, and other revenue of \$900,000. Total assets and deferred outflows of resources of \$185.4 million exceeded total liabilities and deferred inflows of resources of \$20.3 million resulting in a net position of \$165.1 million. Of the net position balance of \$165.1 million, \$21.7 million is unrestricted and may be used to meet ongoing expenses, \$1.7 million is restricted for capital projects,

and \$141.7 million is invested in net capital assets. The agency reported total assets and deferred outflows of resources comprised of net capital assets of \$141.7 million, cash of \$25.2 million, and receivables, other assets, and deferred outflows of resources of \$18.5 million.

HCDA received an unmodified opinion that its financial statements were presented fairly, in all material respects, in accordance with generally accepted accounting principles. There were no reported deficiencies in internal control over financial reporting that were considered to be material weaknesses and no instances of noncompliance or other matters that are required to be reported under *Government Auditing Standards*.

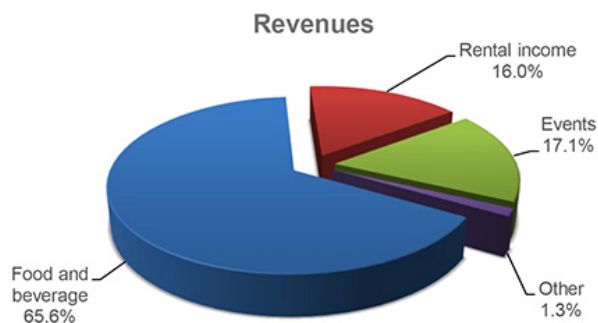
HAWAI‘I CONVENTION CENTER, HAWAI‘I TOURISM AUTHORITY, DEPARTMENT OF BUSINESS, ECONOMIC DEVELOPMENT AND TOURISM

Special-Purpose Financial Audit of the Hawai‘i Convention Center Financial Statements, Year Ended December 31, 2019

The Hawai‘i Convention Center (Center) offers approximately 350,000 square feet of rentable space, including 51 meeting rooms, for events including conventions and trade shows, public shows, and spectator events. The Hawai‘i Tourism Authority is responsible for its operation, management, and maintenance and it is reported as a special revenue fund of the Hawai‘i Tourism Authority. Hawai‘i Tourism Authority is placed within the Department of Business, Economic Development and Tourism for administrative purposes.

For the year ended December 31, 2019, the Center reported total revenues of \$16.9 million, total expenses of \$23.5 million, and \$12.8 million in net contributions from the Hawai‘i Tourism Authority, which resulted in an increase in net assets of \$6 million. Revenues consisted of \$11.1 million from food and beverage; \$2.7 million from rental income; \$2.9 million from events; and \$200,000 from other revenues. Expenses consisted of

\$8 million for personnel services; \$4.7 million for building-related expenses; \$4.9 million for cost of goods sold; and \$5.9 million for other costs. As of December 31, 2019, the Center’s total assets of \$30 million were comprised of cash of \$19.5 million; amounts due from Hawai‘i Tourism Authority of \$8.7 million; accounts receivable of \$1.2 million; and other assets of \$600,000. Total liabilities of \$4.5 million were comprised of accounts payable of \$1.9 million; amounts due to Hawai‘i Tourism Authority of \$1.1 million; advance deposits of \$700,000; and other liabilities of \$800,000.



The Center received an unmodified opinion that its financial statements were presented fairly, in all material respects, in accordance with the management agreement between the Hawai‘i Tourism Authority and AEG Management HCC, LLC, which is a basis of accounting other than accounting principles generally accepted in the United States of America.

HAWAI‘I HOUSING FINANCE AND DEVELOPMENT CORPORATION, DEPARTMENT OF BUSINESS, ECONOMIC DEVELOPMENT AND TOURISM

Financial and Compliance Audit of the Hawai‘i Housing Finance and Development Corporation Financial Statements, Fiscal Year Ended June 30, 2019

The mission of the Hawai‘i Housing Finance and Development Corporation (HHFDC) is to increase the supply of workforce and affordable homes by providing tools and resources to facilitate housing development, such as housing tax credits, low-

interest construction loans, equity gap loans, and developable land and expedited land use approvals. The agency is administratively attached to the Hawai‘i Department of Business, Economic Development and Tourism.

HHFDC has two types of funds – governmental funds and proprietary funds. HHFDC’s governmental funds are supported primarily by appropriations from the State’s general fund, federal grants, and proceeds of the State’s general obligation bonds allotted to HHFDC. HHFDC’s governmental funds include the general fund, the HOME Investment Partnership Program, the Housing Trust Fund Program, the General Obligation Bond Fund, the National Foreclosure Mitigation Counseling Program Fund, and the Tax Credit Assistance Program Fund.

HHFDC’s proprietary funds operate similarly to business-type activities and are used to account for those activities for which the intent of management is to recover (primarily through user charges) the cost of providing services to customers. HHFDC’s proprietary funds include the Rental Housing Revolving Fund, the Dwelling Unit Revolving Fund, three revenue bond funds, and several other non-major enterprise funds.

For the fiscal year ended June 30, 2019, HHFDC reported total program revenues of \$92 million and total program expenses of \$43 million. As of June 30, 2019, the agency reported total assets and deferred outflows of resources of \$1.3 billion, comprised of cash of \$573 million, investments of \$46 million, notes and loans receivable of \$537 million, moneys due from the State and other State departments of \$34 million, net capital assets of \$64 million, and other assets and deferred outflows of resources of \$84 million. The agency reported total liabilities and deferred inflows of resources of \$111 million, comprised of revenue bonds payable of \$21 million, unearned income of \$22 million, estimated future costs of development of \$39 million, and other liabilities and deferred inflows of resources of \$29 million.

HHFDC received an unmodified opinion that its financial statements were presented fairly, in all

material respects, in accordance with generally accepted accounting principles. HHFDC also received an unmodified opinion on its compliance with major federal programs in accordance with the *Uniform Guidance*. There were no reported deficiencies in internal control over financial reporting that were considered to be material weaknesses and no instances of noncompliance or other matters that are required to be reported under *Government Auditing Standards*. There were no findings that were considered material weaknesses in internal control over compliance in accordance with the *Uniform Guidance* for federal funds. The auditors identified a deficiency in internal control over compliance that was considered a significant deficiency.

Financial and Compliance Audit of the Hawai'i Housing Finance and Development Corporation Financial Statements, Fiscal Year Ended June 30, 2020

For the fiscal year ended June 30, 2020, HHFDC's governmental funds included the general fund, the HOME Investment Partnership Program, the Housing Trust Fund Program, the General Obligation Bond Fund, and the Tax Credit Assistance Program Fund. HHFDC's proprietary funds included the Rental Housing Revolving Fund, the Dwelling Unit Revolving Fund, the Single Family Mortgage Purchase Revenue Bond Fund, the Grants in Aid Fund, and several other non-major enterprise funds.

For the fiscal year ended June 30, 2020, HHFDC reported total program revenues of \$69.2 million and total program expenses of \$273 million. As of June 30, 2020, the agency reported total assets and deferred outflows of resources of \$1.5 billion, comprised of cash of \$650.6 million, investments of \$40 million, notes and loans receivable of \$624 million, moneys due from the State of \$4.6 million, net capital assets of \$96.4 million, and other assets and deferred outflows of resources of \$80.9 million. The agency reported total liabilities and deferred inflows of resources of \$351.9 million, comprised of revenue bonds

payable of \$16.4 million, unearned income of \$21.5 million, estimated future costs of development of \$36.7 million, moneys due to other state departments of \$248.7 million, and other liabilities and deferred inflows of resources of \$28.6 million.

HHFDC received an unmodified opinion that its financial statements were presented fairly, in all material respects, in accordance with generally accepted accounting principles. HHFDC also received an unmodified opinion on its compliance with major federal programs in accordance with the *Uniform Guidance*. There were no reported deficiencies in internal control over financial reporting that were considered to be material weaknesses and no instances of noncompliance or other matters that are required to be reported under *Government Auditing Standards*. There were no findings that were considered material weaknesses in internal control over compliance that are required to be reported under the *Uniform Guidance*.

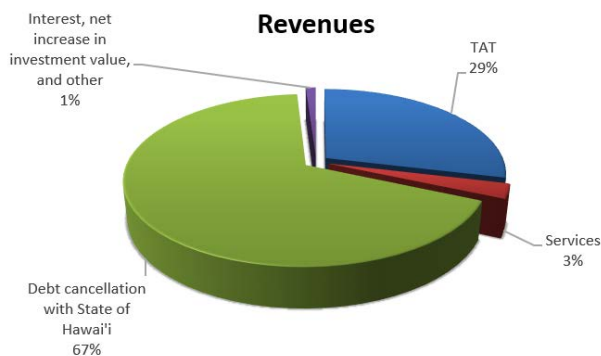
HAWAI'I TOURISM AUTHORITY, DEPARTMENT OF BUSINESS, ECONOMIC DEVELOPMENT AND TOURISM

Financial Audit of Hawai'i Tourism Authority Financial Statements, Fiscal Year Ended June 30, 2019

The Hawai'i Tourism Authority (HTA) is responsible for developing and implementing a strategic tourism marketing plan and developing measures of effectiveness to assess the overall benefits and effectiveness of its marketing plan and its progress toward achieving the agency's strategic plan goals. HTA is also responsible for the Hawai'i Convention Center. The primary source of funding for HTA's operations is the Transient Accommodations Tax (TAT) collected by the State. HTA is governed by a board of directors comprised of 12 voting members, each of whom is appointed by the Governor. HTA is placed within the Department of Business, Economic Development and Tourism for administrative purposes.

For the fiscal year ended June 30, 2019, HTA reported total revenues of \$332.4 million, along

with \$5 million in transfers from other state departments, and total expenses of \$108.3 million. Revenues consisted of \$95.5 million from TAT, \$9.3 million from charges for services, and interest and other revenues of \$3.5 million. HTA also reported the cancellation of approximately \$224.1 million in debt service payments on general obligation bonds related to the construction of the Hawai'i Convention Center pursuant to Act 86, Session Laws of Hawai'i 2018, effective July 1, 2018. Total expenses of \$108.3 million consisted of \$96.4 million for contracts, \$7.3 million for depreciation, and \$4.6 million for payroll, administrative, and other expenses.



Total assets and deferred outflows of resources of \$325.5 million exceeded total liabilities and deferred inflows of resources of \$16.5 million, resulting in a net position of \$309 million. Total assets and deferred outflows of resources included cash of \$96 million, investments of \$3.5 million, land and net capital assets of \$196.8 million, and other assets and deferred outflows of resources of \$29.2 million.

HTA received an unmodified opinion that its financial statements were presented fairly, in all material respects, in accordance with generally accepted accounting principles. There were no reported deficiencies in internal control over financial reporting that were considered to be material weaknesses and no instances of noncompliance or other matters that are required to be reported under *Government Auditing Standards*.

Financial Audit of Hawai'i Tourism Authority Financial Statements, Fiscal Year Ended June 30, 2020

For the fiscal year ended June 30, 2020, HTA reported total revenues of \$89 million, along with \$5 million in transfers from other state departments, and total expenses of \$88 million. Revenues consisted of \$79.6 million from TAT, \$6.7 million from charges for services, and interest and other revenues of \$2.7 million. Total expenses of \$88 million consisted of \$75.6 million for contracts, \$7.5 million for depreciation, and \$4.9 million for payroll, administrative, and other expenses.



Total assets and deferred outflows of resources of \$325.9 million exceeded total liabilities and deferred inflows of resources of \$15.9 million, resulting in a net position of \$310 million. Total assets and deferred outflows of resources included cash of \$101.8 million, investments of \$2 million, land and net capital assets of \$194.9 million, and other assets and deferred outflows of resources of \$27.2 million.

HTA received an unmodified opinion that its financial statements were presented fairly, in all material respects, in accordance with generally accepted accounting principles. There were no reported deficiencies in internal control over financial reporting that were considered to be material weaknesses and no instances of noncompliance or other matters that are required to be reported under *Government Auditing Standards*.

**PUBLIC UTILITIES COMMISSION,
DEPARTMENT OF COMMERCE AND
CONSUMER AFFAIRS**

**Financial Audit of the Public Utilities
Commission Financial Statements,
Fiscal Year Ended June 30, 2020**

The Public Utilities Commission (PUC) was established in 1913 by Act 89. Its primary duty is to protect the public interest by overseeing and regulating public utilities to ensure that they provide reliable service at just and reasonable rates. The PUC regulates all chartered, franchised, certificated, and registered public utility companies operating in the State of Hawai‘i. It also reviews and approves rates, tariffs, charges and fees; determines the allowable rate of earnings in establishing rates; issues guidelines concerning the general management of franchised or certificated utility businesses; and acts on requests for the acquisition, sale, disposition or other exchange of utility properties, including mergers and consolidations. The PUC is composed of three commissioners appointed by the Governor for staggered four-year terms. The PUC is placed within the Department of Commerce and Consumer Affairs for administrative purposes.

For the fiscal year ended June 30, 2020, the PUC reported total revenues of \$19.4 million, and total expenses of \$11.3 million. Revenues consisted entirely of program service fees. Revenues were offset by \$7.6 million in transfers and lapses of state-allotted appropriations, resulting in a change in net position of \$500,000. Total expenses of \$11.3 million consisted of \$7.1 million for regulation, \$3 million for administration, and \$1.2 million for compliance.

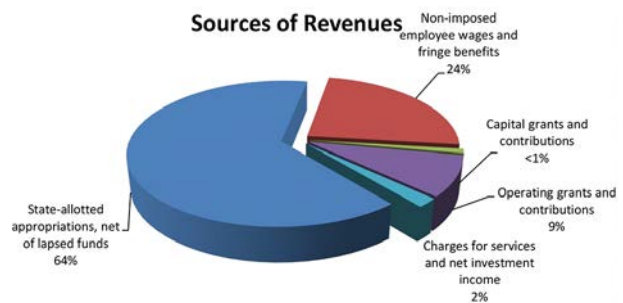
The PUC received an unmodified opinion that its financial statements were presented fairly, in all material respects, in accordance with generally accepted accounting principles. There were no material weaknesses in internal controls over financial reporting that were required to be reported under *Government Auditing Standards*. However, the auditors identified two significant deficiencies in internal control over financial reporting.

DEPARTMENT OF EDUCATION

**Financial and Compliance Audit of the
Department of Education Financial
Statements, Fiscal Year Ended
June 30, 2019**

The Department of Education (DOE) administers the statewide system of public schools and public libraries. DOE is also responsible for administering state laws regarding regulation of private school operations through a program of inspection and licensing and the professional certification of all teachers for every academic and noncollege type of school. Federal grants received to support public school and public library programs are administered by DOE on a statewide basis.

For the fiscal year ended June 30, 2019, DOE reported total revenues of \$3.2 billion and total expenditures of \$3.14 billion, resulting in an increase in net position of \$65 million. Total revenues of \$3.2 billion consisted of \$2.03 billion in state-allotted appropriations, net of lapsed funds, \$779 million in non-imposed employee wages and fringe benefits, \$288 million in operating grants and contributions, \$43 million in capital grants and contributions, and \$67 million in charges for services. Total expenses of \$3.14 billion consisted of \$2.95 billion for school-related costs, \$83 million for state and school complex area administration, \$37 million for public libraries, and \$72 million for capital outlay.



DOE received an unmodified opinion that its financial statements were presented fairly, in all material respects, in accordance with generally accepted accounting principles. DOE also received

an unmodified opinion on its compliance with major federal programs in accordance with the *Uniform Guidance*. The auditors identified one deficiency in internal control over financial reporting that is considered a significant deficiency. The auditors identified one deficiency in internal control over compliance that is considered a significant deficiency.

Financial and Compliance Audit of the Department of Education Financial Statements, Fiscal Year Ended June 30, 2020

For the fiscal year ended June 30, 2020, DOE reported total revenues of \$3.45 billion and total expenditures of \$3.26 billion, resulting in an increase in net position of \$188 million. Total revenues of \$3.45 billion consisted of \$2.27 billion in state-allotted appropriations, net of lapsed funds, \$851 million in non-imposed employee wages and fringe benefits, \$262 million in operating grants and contributions, \$12 million in capital grants and contributions, and \$58 million in charges for services. Total expenses of \$3.26 billion consisted of \$3.04 billion for school-related costs, \$81 million for state and school complex area administration, \$61 million for public libraries, \$77 million for capital outlay, and \$2 million for transfers out.

DOE received an unmodified opinion that its financial statements were presented fairly, in all material respects, in accordance with generally accepted accounting principles. DOE also received an unmodified opinion on its compliance with major federal programs in accordance with the *Uniform Guidance*. There were no material weaknesses in internal control over financial reporting that were required to be reported under *Government Auditing Standards*. There were no findings that were considered material weaknesses in internal control over compliance in accordance with the *Uniform Guidance*. However, the auditors identified three significant deficiencies in internal control over compliance.

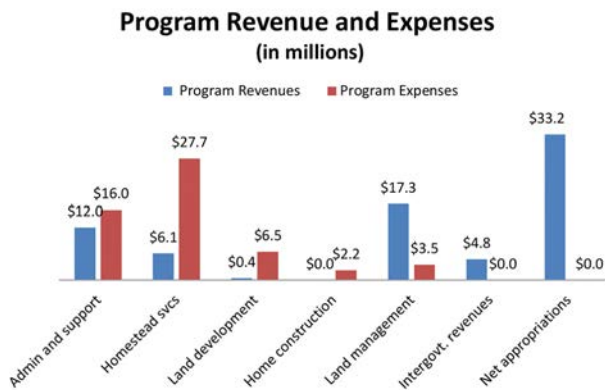
DEPARTMENT OF HAWAIIAN HOME LANDS

Financial and Compliance Audit of the Department of Hawaiian Home Lands Financial Statements, Fiscal Year Ended June 30, 2019

The Hawaiian Homes Commission Act sets aside certain public lands as Hawaiian home lands to be utilized for the benefit of native Hawaiians. These public lands are managed by the Department of Hawaiian Home Lands (DHHL), a state agency headed by the Hawaiian Homes Commission, whose primary responsibilities are to serve its beneficiaries and to manage this extensive land trust. DHHL provides direct benefits to native Hawaiians in the form of 99-year homestead leases at \$1 per year for residential, agricultural, or pastoral purposes, and financial assistance through direct loans, insured loans, or loan guarantees for home purchase, construction, home replacement, or repair. In addition to administering the homesteading program, DHHL leases trust lands not in homestead use at market value and issues revocable permits, licenses, and rights-of-entry. Its financial statements include the public trusts controlled by the Hawaiian Homes Commission.

For the fiscal year ended June 30, 2019, total revenues exceeded total expenditures by \$18.1 million. Revenues totaled \$73.8 million and consisted of program revenue of \$40.6 million and state appropriations, transfers, and adjustments of \$33.2 million. Expenses totaled \$55.7 million. Program revenues were comprised of interest income (approximately 27 percent), grants and contributions (11 percent), revenue from the general lease program (43 percent), and other sources (19 percent).

Total assets of \$986 million exceeded total liabilities of \$100 million, resulting in a net position balance of \$886 million. Total assets included net capital assets of \$479 million, cash of \$370 million, loans receivable of \$94 million, and other assets and deferred outflows of resources of \$43 million. Loans receivable consisted of 1,336 loans made to native Hawaiian lessees for the purposes specified in the Hawaiian Homes Commission Act.



Loans are for a maximum amount of approximately \$453,000 and for a maximum term of 30 years. Interest rates on outstanding loans range up to 10 percent. Total liabilities included notes, bonds, and capital lease obligations totaling \$52 million and temporary deposits payable and other liabilities of \$48 million.

DHHL received an unmodified opinion that the financial statements were presented fairly, in all material respects, in accordance with generally accepted accounting principles. DHHL also received an unmodified opinion on its compliance with major federal programs in accordance with the *Uniform Guidance*. There were no reported deficiencies in internal control over financial reporting that were considered to be material weaknesses and no instances of noncompliance or other matters that were required to be reported under *Government Auditing Standards*. There were no findings that are considered material weaknesses in internal control over compliance in accordance with the *Uniform Guidance*.

Financial and Compliance Audit of the Department of Hawaiian Home Lands Financial Statements, Fiscal Year Ended June 30, 2020

For the fiscal year ended June 30, 2020, DHHL's total revenues exceeded total expenditures by \$12.2 million. Revenues totaled \$73.3 million and consisted of program revenue of \$32.7 million and state appropriations, transfers, and adjustments of \$40.6 million. Expenses totaled \$61.1 million.

Program revenues were comprised of interest income (approximately 30 percent), grants and contributions (6 percent), revenue from the general lease program (47 percent), and other sources (17 percent).

As of June 30, 2020, total assets of \$995 million exceeded total liabilities of \$97 million, resulting in a net position balance of \$898 million. Total assets included net capital assets of \$465 million, cash of \$397 million, loans receivable of \$94 million, and other assets and deferred outflows of resources of \$39 million. Loans receivable consisted of 1,346 loans made to native Hawaiian lessees for the purposes specified in the Hawaiian Homes Commission Act. Loans are for a maximum amount of approximately \$453,000 and for a maximum term of 30 years. Interest rates on outstanding loans range up to 10 percent. Total liabilities included notes, bonds, and capital lease obligations totaling \$47 million and temporary deposits payable and other liabilities of \$50 million.

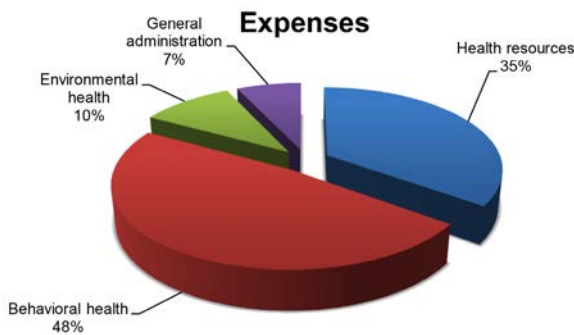
DHHL received an unmodified opinion that the financial statements were presented fairly, in all material respects, in accordance with generally accepted accounting principles. DHHL also received an unmodified opinion on its compliance with major federal programs in accordance with the *Uniform Guidance*. There were no reported deficiencies in internal control over financial reporting that are considered to be material weaknesses and no instances of noncompliance or other matters that are required to be reported under *Government Auditing Standards*. There were no findings that are considered material weaknesses in internal control over compliance in accordance with the *Uniform Guidance*.

DEPARTMENT OF HEALTH

Financial and Compliance Audit of the Department of Health Financial Statements, Fiscal Year Ended June 30, 2019

The Department of Health (DOH) administers and oversees statewide personal health services, health promotion and disease prevention, mental health programs, monitoring of the environment, and the enforcement of environmental health laws. DOH also administers federal grants to support the State’s health services and programs.

For the fiscal year ended June 30, 2019, DOH reported total revenues of \$860.9 million and total expenses of \$800.7 million, resulting in an increase in net position of \$60.2 million. Total revenues consisted of \$678.4 million from general revenues, \$154.3 million from operating grants and contributions, and \$28.2 million from service charges. Total expenses consisted of \$284 million for health resources, \$385.4 million for behavioral health, \$81.2 million for environmental health, and \$50.1 million for general administration.

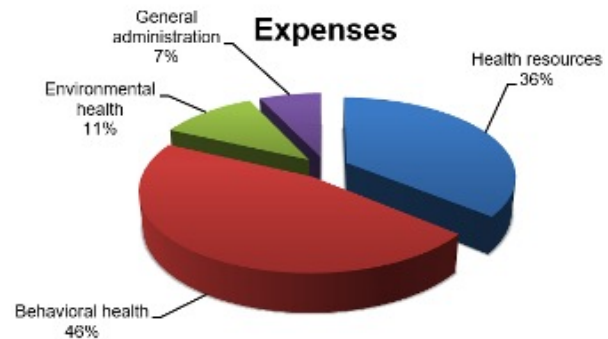


DOH received an unmodified opinion that its financial statements were presented fairly, in all material respects, in accordance with generally accepted accounting principles. DOH received a qualified opinion on its compliance with major federal programs in accordance with the *Uniform Guidance*. There was one material weakness and one significant deficiency in internal control over financial reporting that are required to be reported under *Government Auditing Standards*. There were three material weaknesses in internal control

over compliance that are required to be reported in accordance with the *Uniform Guidance*.

Financial and Compliance Audit of the Department of Health Financial Statements, Fiscal Year Ended June 30, 2020

For the fiscal year ended June 30, 2020, DOH reported total revenues of \$847.4 million and total expenses of \$809 million, resulting in an increase in net position of \$38.4 million. Revenues included \$653.3 million from general revenues, \$154.2 million from operating grants and contributions, and \$39.9 million from service charges. Expenses included \$291.6 million for health resources, \$374.8 million for behavioral health, \$92.2 million for environmental health, and \$50.4 million for general administration.



DOH received an unmodified opinion that its financial statements were presented fairly, in all material respects, in accordance with generally accepted accounting principles. DOH received a qualified opinion on certain major programs over compliance with major federal programs in accordance with the *Uniform Guidance*. There was one material weakness and one significant deficiency in internal control over financial reporting that are required to be reported under *Government Auditing Standards*. There were three material weaknesses in internal control over compliance that are required to be reported in accordance with the *Uniform Guidance*.

DRINKING WATER TREATMENT REVOLVING LOAN FUND, DEPARTMENT OF HEALTH

Financial and Compliance Audit of the Department of Health, Drinking Water Treatment Revolving Loan Fund Financial Statements, Fiscal Year Ended June 30, 2019

The Safe Drinking Water Act was originally passed by Congress in 1974 to protect public health by regulating the nation's public drinking water supply. The law was amended in 1996 to provide funding for water system improvements. In 1997, the Hawai'i State Legislature established the Drinking Water Treatment Revolving Loan Fund (Revolving Fund) to receive federal capitalization grants from the U.S. Environmental Protection Agency. The Revolving Fund is used to provide loans in perpetuity to public drinking water systems for construction of drinking water treatment facilities. Such loans may be at or below market interest rates and must be fully amortized within twenty years. The Revolving Fund is administered by the State of Hawai'i Department of Health's Environmental Management Division, Safe Drinking Water Branch.

For the fiscal year ended June 30, 2019, the Revolving Fund reported total revenues of \$13.4 million and total operating expenses of \$4.9 million, resulting in a change in net position of \$8.5 million. Total revenues consisted of administrative loan fees of \$2.3 million, federal contributions of \$8.3 million, state contributions of \$1.7 million, and other income of \$1.1 million. Total expenses consisted of administrative expenses of \$1.6 million, state program management of \$900,000, water protection of \$700,000, and other expenses of \$1.7 million.

The Revolving Fund received an unmodified opinion that its financial statements were presented fairly, in all material respects, in accordance with generally accepted accounting principles. The Revolving Fund also received an unqualified opinion on its compliance with the Drinking Water State Revolving Funds Program. There were no reported deficiencies in internal control

over financial reporting that were considered to be material weaknesses and no instances of noncompliance or other matters that are required to be reported under *Government Auditing Standards*. There were no findings that were considered material weaknesses in internal control over compliance with the Program.

Financial and Compliance Audit of the Department of Health, Drinking Water Treatment Revolving Loan Fund Financial Statements, Fiscal Year Ended June 30, 2020

For the fiscal year ended June 30, 2020, the Revolving Fund reported total revenues of \$20.5 million and total operating expenses of \$6.1 million, resulting in a change in net position of \$14.4 million. Total revenues consisted of administrative loan fees of \$2.4 million, federal contributions of \$14.8 million, state contributions of \$2.2 million, and other income of \$1.1 million. Total expenses consisted of administrative expenses of \$2.1 million, state program management of \$700,000, water protection of \$500,000, and other expenses of \$2.8 million.

The Revolving Fund received an unmodified opinion that its financial statements were presented fairly, in all material respects, in accordance with generally accepted accounting principles, and an unqualified opinion on its compliance with the Drinking Water State Revolving Funds Program. There were no reported deficiencies in internal control over financial reporting that were considered to be material weaknesses and no instances of noncompliance or other matters that are required to be reported under *Government Auditing Standards*, and no findings that were considered material weaknesses in internal control over compliance with the Program.

WATER POLLUTION CONTROL REVOLVING FUND, DEPARTMENT OF HEALTH

Financial and Compliance Audit of the Department of Health, Water Pollution Control Revolving Fund Financial Statements, Fiscal Year Ended June 30, 2019

From 1989 to 1994, the State of Hawai‘i has received more than \$72 million in State Revolving Fund (SRF) capitalization grants from the U.S. Environmental Protection Agency (EPA) under the federal Clean Water Act of 1987. Although the Act expired on September 30, 1995, the State continues to receive SRF capitalization grants annually from the EPA and, to date, has been awarded over \$317 million. Funds are administered by the State Water Pollution Control Revolving Fund (Revolving Fund), which provides loans in perpetuity to county and state agencies for the construction of wastewater treatment facilities and for non-point source projects.

For the fiscal year ended June 30, 2019, the Revolving Fund reported total revenues of \$22.8 million and total operating expenses of \$4 million, resulting in an increase in net position of \$18.8 million. Total revenues consisted of administrative loan fees of \$1.7 million, interest income of \$4.7 million, state contributions of \$2.1 million, and federal contributions of \$14.2 million. Total expenses of \$4 million consisted of administrative expenses of \$3 million and other expenses of \$1 million. As of June 30, 2019, total assets and deferred outflows of resources were \$544.5 million and total liabilities and deferred inflows of resources were \$8 million. Total assets were comprised of cash and cash equivalents of \$177.8 million, loans receivable of \$360.8 million, and other assets and deferred outflows of resources of \$5.9 million.

The Revolving Fund received an unmodified opinion that its financial statements were presented fairly, in all material respects, in accordance with generally accepted accounting principles. The Revolving Fund also received an unqualified

opinion on its compliance with federal statutes, regulations, and terms and conditions of federal awards that apply to the Program. There were no reported deficiencies in internal control over financial reporting that were considered to be material weaknesses and no instances of noncompliance or other matters that are required to be reported under *Government Auditing Standards*. There were no findings that were considered material weaknesses in internal control over compliance with the Program.

Financial and Compliance Audit of the Department of Health, Water Pollution Control Revolving Fund Financial Statements, Fiscal Year Ended June 30, 2020

For the fiscal year ended June 30, 2020, the Revolving Fund reported total revenues of \$18.3 million and total operating expenses of \$5.1 million, resulting in an increase in net position of \$13.2 million. Total revenues consisted of administrative loan fees of \$2.4 million, interest income of \$1.2 million, state contributions of \$2.5 million, federal contributions of \$8.9 million, and other income of \$3.3 million. Total expenses of \$5.1 million consisted of administrative expenses of \$2.7 million and other expenses of \$2.4 million. Total assets and deferred outflows of resources were \$558 million and total liabilities and deferred inflows of resources were \$8.2 million. Total assets were comprised of cash and cash equivalents of \$97.8 million, loans receivable of \$457.1 million, and other assets and deferred outflows of resources of \$3.1 million.

The Revolving Fund received an unmodified opinion that its financial statements were presented fairly, in all material respects, in accordance with generally accepted accounting principles, and an unqualified opinion on its compliance with federal statutes, regulations, and terms and conditions of federal awards that apply to the Environmental Protection Agency Audit Guide for Clean Water and Drinking Water State Revolving Fund Programs. There were no reported deficiencies in internal control over financial reporting that were considered

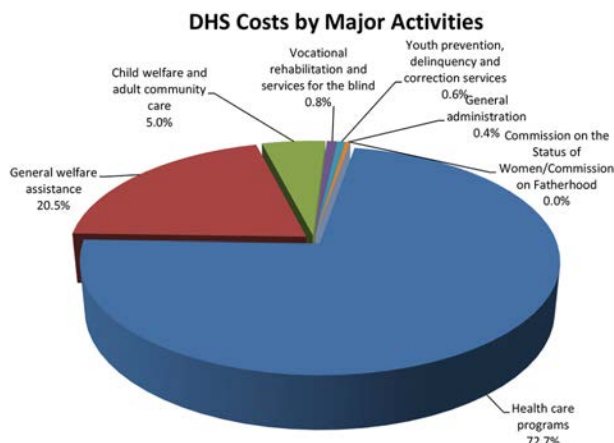
to be material weaknesses and no instances of noncompliance or other matters that are required to be reported under *Government Auditing Standards*, and no findings that were considered material weaknesses in internal control over compliance with the Program.

DEPARTMENT OF HUMAN SERVICES

Financial and Compliance Audit of the Department of Human Services Financial Statements, Fiscal Year Ended June 30, 2019

The Department of Human Services (DHS) works to provide benefits and services to individuals and families in need. The majority of DHS’ budget is composed of federal funds. DHS’ mission is to direct its funds toward protecting and helping those least able to care for themselves and to provide services designed toward achieving self-sufficiency for clients as quickly as possible. Activities include health care programs; general welfare assistance, employment and support services; child welfare and adult community care services; vocational rehabilitation and services for the blind; youth prevention, delinquency and correction services; and general administration. Attached programs include the Commission on the Status of Women and Commission on Fatherhood.

For the fiscal year ended June 30, 2019, DHS reported total revenues of \$3.42 billion and total expenses of \$3.46 billion. Revenues consist of \$1.21 billion in state allotments, net of lapsed amounts, plus non-imposed employee fringe benefits, and \$2.21 billion in operating grants from the federal government. Revenues from these federal grants paid for 63.8 percent of the cost of DHS’ activities. Health care and general welfare assistance programs comprised 72.7 and 20.5 percent, respectively, of the total cost. The following chart presents each major activity as a percentage of the total cost of all DHS activities.



As of June 30, 2019, DHS’ total assets of \$593 million included cash of \$369 million, receivables of \$154 million, and net capital assets of \$70 million. Total liabilities of \$328 million included vouchers payable of \$22 million, accrued wages and employee benefits of \$27 million, amounts due to the State’s general fund of \$197 million, accrued medical assistance payable of \$68 million, and accrued compensated absences of \$14 million.

DHS received an unmodified opinion that its financial statements are presented fairly, in all material respects, in accordance with generally accepted accounting principles. DHS received a qualified opinion on its compliance for all major federal programs, except for Foster Care –Title IV-E, Social Services Block Grant and Disability Insurance/SSI Cluster, which received an unmodified opinion in accordance with the *Uniform Guidance*. There was one significant deficiency in internal controls over financial reporting that is required to be reported under *Government Auditing Standards*. There were 13 material weaknesses in internal control over compliance that are required to be reported in accordance with the *Uniform Guidance*.

Financial and Compliance Audit of the Department of Human Services Financial Statements, Fiscal Year Ended June 30, 2020

For the fiscal year ended June 30, 2020, DHS reported total revenues of \$3.75 billion and total expenses of \$3.79 billion. Revenues consisted of \$1.28 billion in state allotments, net of lapsed amounts, plus non-imposed employee fringe benefits, and \$2.47 billion in operating grants from the federal government. Revenues from these federal grants paid for 64.9 percent of the cost of DHS' activities. Health care and general welfare assistance programs comprised 72.6 and 20.7 percent, respectively, of the total cost.

As of June 30, 2020, DHS' total assets of \$618 million included cash of \$324 million, receivables of \$226 million, and net capital assets of \$68 million. Total liabilities of \$400 million included vouchers payable of \$26 million, accrued wages and employee benefits of \$48 million, amounts due to the state general fund of \$193 million, accrued medical assistance payable of \$119 million, and accrued compensated absences of \$14 million.

DHS received an unmodified opinion that its financial statements are presented fairly, in all material respects, in accordance with generally accepted accounting principles. DHS received a qualified opinion on its compliance for all major federal programs, except for Economic, Social, and Political Development of the Territories, which received an unmodified opinion in accordance with the *Uniform Guidance*. There were no material weaknesses in internal control over financial reporting that were required to be reported under *Government Auditing Standards*. However, the auditors identified one significant deficiency in internal controls over financial reporting. There were 11 material weaknesses in internal control over compliance that were required to be reported in accordance with the *Uniform Guidance*. There were two findings of known questioned costs when likely questioned costs are greater than \$25,000 that were required to be reported in accordance with the *Uniform Guidance*.

HAWAI'I PUBLIC HOUSING AUTHORITY, DEPARTMENT OF HUMAN SERVICES

Financial and Compliance Audit of the Hawai'i Public Housing Authority Financial Statements, Fiscal Year Ended June 30, 2019

The mission of the Hawai'i Public Housing Authority (HPHA) is to provide safe, decent, and sanitary dwellings for low- and moderate-income residents of Hawai'i and to operate its housing programs in accordance with federal and state laws and regulations. The agency is administratively attached to the Hawai'i Department of Human Services.

For the fiscal year ended June 30, 2019, HPHA reported total revenues of \$160 million and total expenses of \$152 million, resulting in an increase in net position of \$8 million. Total revenues of \$160 million consisted of \$25 million in charges for services and other revenues, \$96 million in operating grants and contributions, \$7 million in capital grants and contributions, \$31 million in state-allotted appropriations, net of lapsed funds, and \$1 million in other non-program revenue. Total expenses of \$152 million consisted of \$74 million for the rental housing assistance program, \$61 million for the rental assistance program, \$10 million for the housing development program, and \$7 million for other costs.

HPHA received an unmodified opinion that its financial statements were presented fairly, in all material respects, in accordance with generally accepted accounting principles. HPHA also received an unmodified opinion on its compliance with major federal programs in accordance with the *Uniform Guidance*. There were no reported deficiencies in internal control over financial reporting that were considered to be material weaknesses and no instances of noncompliance or other matters that are required to be reported under *Government Auditing Standards*. There were no findings that were considered material weaknesses in internal control over compliance that are required to be reported under the *Uniform Guidance*.

Financial and Compliance Audit of the Hawai'i Public Housing Authority Financial Statements, Fiscal Year Ended June 30, 2020

For the fiscal year ended June 30, 2020, HPHA reported total revenues of \$146 million and total expenses of \$166 million, resulting in an increase in net position of \$20 million. Total revenues of \$146 million consisted of \$25 million in charges for services and other revenues, \$108 million in operating grants and contributions, \$3 million in capital grants and contributions, \$9 million in state-allotted appropriations, net of lapsed funds, and \$1 million in other non-program revenue. Total expenses of \$166 million consisted of \$80 million for the rental housing assistance program, \$70 million for the rental assistance program, \$11 million for the housing development program, and \$5 million for other costs.

HPHA received an unmodified opinion that its financial statements were presented fairly, in all material respects, in accordance with generally accepted accounting principles. HPHA also received an unmodified opinion on its compliance with major federal programs in accordance with the *Uniform Guidance*. There were no reported deficiencies in internal control over financial reporting that were considered to be material weaknesses and no instances of noncompliance or other matters that are required to be reported under *Government Auditing Standards*, and no findings that were considered material weaknesses in internal control over compliance that are required to be reported under the *Uniform Guidance*.

DEPARTMENT OF LAND AND NATURAL RESOURCES

Financial Audit of the Department of Land and Natural Resources Financial Statements, Fiscal Year Ended June 30, 2018

The Department of Land and Natural Resources (DLNR) manages, administers, and exercises control over public lands, water resources, minerals, and

all other interests therein and exercises such powers of disposition as authorized by law. DLNR also manages and administers the State's parks, historical sites, forests, forest reserves, fisheries, wildlife sanctuaries, game management areas, public hunting areas, and natural area reserves. DLNR is headed by the Board of Land and Natural Resources.

For the fiscal year ended June 30, 2018, DLNR reported total revenues of \$207.3 million, along with \$5 million in transfers from other state departments, and total expenses and transfers of \$184.5 million, resulting in an increase in net position of \$23.8 million. Revenues consisted of \$99 million from state appropriations, net of lapses, \$49.8 million from charges for services, \$28.8 million from operating grants and contributions, \$15.2 million from non-imposed employee fringe benefits, \$500,000 from capital grants, and \$14 million from taxes, interest, and other income. Total expenses and transfers of \$184.5 million consisted of \$78.2 million for environmental protection, \$62.1 million for culture and recreation, \$23.6 million for economic development, \$10.6 million for government-wide support, \$5.2 million for individual rights, and \$4.3 million for public safety. Total transfers from other sources amounted to \$500,000.

Total assets of \$821.4 million exceeded total liabilities of \$71.8 million by \$749.6 million. Total assets included cash of \$299.6 million, receivables of \$3.7 million, and land and net capital assets of \$518.1 million. Total liabilities included vouchers and accrued payables of \$21.9 million, amounts due to the State of \$10 million, general obligation bonds payable of \$36.2 million, and unearned revenues of \$3.7 million.

DLNR received an unmodified opinion that its financial statements were presented fairly, in all material respects, in accordance with generally accepted accounting principles. The auditors identified four material weaknesses in internal control over financial reporting that are required to be reported in accordance with *Government Auditing Standards*. There were no instances of noncompliance or other matters that are required to be reported under *Government Auditing Standards*.

Financial Audit of the Department of Land and Natural Resources Financial Statements, Fiscal Year Ended June 30, 2019

For the fiscal year ended June 30, 2019, DLNR reported total revenues of \$210.6 million, along with \$5 million in transfers from other state departments, and total expenditures and transfers of \$201.4 million. Revenues consisted of \$93.7 million from state appropriations, net of lapses, \$49.2 million from charges for services, \$38.1 million from operating grants and contributions, \$16.9 million from non-imposed employee fringe benefits, \$300,000 from capital grants, and \$12.4 million from taxes, interest, and other income. Total expenses consisted of \$73.5 million for environmental protection, \$65.2 million for culture and recreation, \$24.6 million for economic development, \$10.4 million for government-wide support, \$7 million for individual rights, and \$5 million for public safety. Total transfers out amounted to \$15.7 million.

Total assets of \$831.4 million exceeded total liabilities of \$81.1 million, resulting in a net position balance of \$750.3 million. Total assets included net capital assets of \$519.8 million, cash of \$306.7 million, and receivables of \$4.9 million. Total liabilities included vouchers and accrued payables of \$28.6 million, amounts due to the State of \$11.7 million, general obligation bonds payable of \$34.6 million, and unearned revenues of \$6.2 million.

DLNR received an unmodified opinion that its financial statements were presented fairly, in all material respects, in accordance with generally accepted accounting principles. The auditors identified four material weaknesses in internal control over financial reporting that are required to be reported in accordance with *Government Auditing Standards*. There were no instances of noncompliance or other matters that are required to be reported under *Government Auditing Standards*.

ADMINISTRATION DIVISION, DEPARTMENT OF TRANSPORTATION

Financial and Compliance Audit of the Department of Transportation, Administration Division Financial Statements, Fiscal Year Ended June 30, 2019

Four divisions (Airports, Harbors, Highways, and Administration) make up the State's Department of Transportation. The Administration Division (DOT–Administration) consists of the Office of the Director of Transportation, the Statewide Transportation Planning Office, and Departmental Staff Services Offices. Collectively, these offices provide overall administrative support for the Department of Transportation. The financial statements for the division reflect the financial activities of DOT–Administration and the Aloha Tower Development Corporation, which is attached to the Department for administrative purposes. DOT–Administration receives a percentage of the Airports, Harbors, and Highways Divisions' state-allotted appropriations to cover general administration expenses. The Department's Statewide Transportation Planning Office administers certain Federal Transit Administration and Federal Highway Administration grants.

For the fiscal year ended June 30, 2019, DOT–Administration reported total revenues of \$29.5 million, total expenses of \$21.4 million, and transfers to other Department of Transportation divisions of \$6 million, resulting in an increase in net position of \$2.1 million. The transfers relate to unencumbered cash balances related to assessment revenues from those divisions. Revenues consisted of \$23 million from assessments, \$5.1 million from federal grants, and \$1.4 million from other revenue sources. Total expenses of \$21.4 million consisted of \$10.3 million for operating grants and \$11.1 million for administration.

Total assets of \$21.4 million were comprised of cash of \$18 million, accounts receivable of \$1.8 million, and net capital assets of \$1.6 million. Liabilities totaled \$12.5 million, including a

\$2.6 million Aloha Tower Development Corporation note payable to the Harbors Division.

DOT–Administration received an unmodified opinion that its financial statements were presented fairly, in all material respects, in accordance with generally accepted accounting principles. DOT–Administration also received an unmodified opinion on its compliance with major federal programs in accordance with the *Uniform Guidance*. There were no reported deficiencies in internal control over financial reporting that were considered to be material weaknesses and no instances of noncompliance or other matters that are required to be reported under *Government Auditing Standards*. There were no findings that were considered material weaknesses in internal control over compliance in accordance with the *Uniform Guidance*.

Financial and Compliance Audit of the Department of Transportation, Administrative Division Financial Statements, Fiscal Year Ended June 30, 2020

For the fiscal year ended June 30, 2020, DOT–Administration reported total revenues of \$34.1 million, total expenses of \$26.7 million, and transfers to other DOT divisions of \$6.6 million, resulting in an increase in net position of \$800,000. The transfers relate to unencumbered cash balances related to assessment revenues from those divisions. Revenues consisted of \$22.4 million from assessments, \$10 million from federal grants, and \$1.7 million from other revenue sources. Total expenses of \$26.7 million consisted of \$10.4 million for operating grants and \$16.3 million for administration.

Total assets of \$27.7 million were comprised of cash of \$19 million, accounts receivable of \$7.1 million, and net capital assets of \$1.6 million. Liabilities totaled \$17.9 million, including a \$2.2 million Aloha Tower Development Corporation note payable to the Harbors Division.

DOT–Administration received an unmodified opinion that its financial statements were presented fairly, in all material respects, in accordance with

generally accepted accounting principles. DOT–Administration also received an unmodified opinion on its compliance with major federal programs in accordance with the *Uniform Guidance*. There were no reported deficiencies in internal control over financial reporting that were considered to be material weaknesses and no instances of noncompliance or other matters that are required to be reported under *Government Auditing Standards*. There were no findings that were considered material weaknesses in internal control over compliance in accordance with the *Uniform Guidance*.

AIRPORTS DIVISION, DEPARTMENT OF TRANSPORTATION

Financial and Compliance Audit of the Department of Transportation, Airports Division Financial Statements, Fiscal Year Ended June 30, 2019

The Department of Transportation, Airports Division (DOT–Airports) operates and maintains 15 airports at various locations throughout the State of Hawai‘i as a single integrated system for management and financial purposes. Daniel K. Inouye International Airport is the principal airport in the airports system, providing facilities for interisland flights, domestic overseas flights, and international flights to destinations in the Pacific Rim. DOT–Airports is authorized to impose and collect rates and charges for the airports system services and properties to generate revenues to fund operating expenses. The Capital Improvements Program is primarily funded by airports system revenue bonds and lease revenue certificates of participation issued by DOT–Airports, federal grants, passenger facility charges, customer facility charges, and DOT–Airports revenues.

For the fiscal year ended June 30, 2019, DOT–Airports reported total revenues of \$646 million and total expenses of \$473 million, resulting in an increase in net position of \$173 million. Revenues consisted of \$183 million in concession fees, \$83 million in landing fees, \$163 million in rentals, \$126 million in facility

charges, \$52 million in federal operating and capital grants, and \$39 million in interest and other revenues. Total expenses of \$473 million consisted of \$291 million for operations and maintenance, \$122 million in depreciation, \$23 million for administration, and \$37 million in interest and other expenses.

As of June 30, 2019, the department reported total assets and deferred outflows of resources of \$5.15 billion, comprised of cash of \$1.26 billion, investments of \$304 million, net capital assets of \$3.43 billion, and \$155 million in receivables, other assets, and deferred outflows of resources. Total liabilities and deferred inflows of resources totaled \$2.56 billion, which includes \$1.42 billion in airports system revenue bonds, \$1.11 billion in other liabilities and deferred inflows of resources, and \$22 million in special facility revenue bonds.

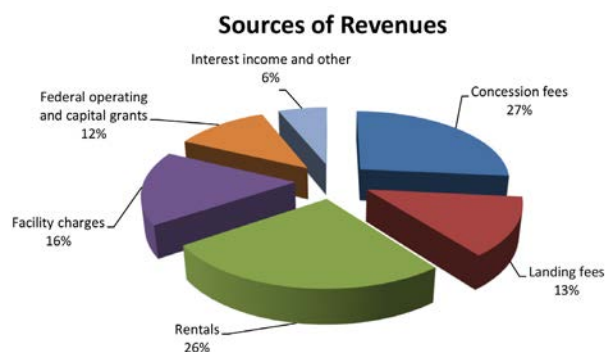
DOT–Airports received an unmodified opinion that its financial statements were presented fairly, in all material respects, in accordance with generally accepted accounting principles. DOT–Airports also received an unmodified opinion on its compliance with major federal programs in accordance with the *Uniform Guidance*. There were no reported deficiencies in internal control over financial reporting that were considered to be material weaknesses and no instances of noncompliance or other matters that are required to be reported under *Government Auditing Standards*. There were no findings that were considered material weaknesses in internal control over compliance in accordance with the *Uniform Guidance*.

Financial and Compliance Audit of the Department of Transportation, Airports Division Financial Statements, Fiscal Year Ended June 30, 2020

For the fiscal year ended June 30, 2020, DOT–Airports reported total revenues of \$569 million and total expenses of \$561 million, resulting in an increase in net position of \$8 million. Revenues consisted of \$151 million in concession fees, \$74 million in landing fees, \$148 million in rentals, \$94 million in facility charges, \$67 million

in federal operating and capital grants, and \$35 million in interest and other revenues. Total expenses of \$561 million consisted of \$311 million for operations and maintenance, \$136 million in depreciation, \$22 million for administration, and \$92 million in interest and other expenses.

As of June 30, 2020, the department reported total assets and deferred outflows of resources of \$5.2 billion, comprised of cash of \$1.04 billion, investments of \$343 million, net capital assets of \$3.66 billion, and \$151 million in receivables, other assets, and deferred outflows of resources. Total liabilities and deferred inflows of resources totaled \$2.6 billion, which includes \$1.38 billion in airports system revenue bonds, \$1.2 billion in other liabilities and deferred inflows of resources, and \$22 million in special facility revenue bonds.



DOT–Airports received an unmodified opinion that its financial statements were presented fairly, in all material respects, in accordance with generally accepted accounting principles. DOT–Airports also received an unmodified opinion on its compliance with major federal programs in accordance with the *Uniform Guidance*. There were no reported deficiencies in internal control and no instances of noncompliance or other matters that required reporting. There were no findings that were considered material weaknesses in internal control over compliance in accordance with the *Uniform Guidance*.

HARBORS DIVISION, DEPARTMENT OF TRANSPORTATION

Financial Audit of the Department of Transportation, Harbors Division Financial Statements, Fiscal Year Ended June 30, 2019

The Department of Transportation, Harbors Division (DOT–Harbors) is responsible for the statewide system of commercial harbors, which consists of ten harbors on six islands. The system plays a vital role in Hawai‘i’s economy, as the harbors serve as the primary means for goods to enter and exit the State of Hawai‘i. Hawai‘i imports approximately 80 percent of what it consumes, the majority of which enters the state through the commercial harbors system. DOT–Harbors operations are self-sustaining. The Department of Transportation is authorized to impose and collect rates and charges for use of the harbors system and its properties to generate revenues to fund operating expenses. Capital improvements are funded by the revenue and proceeds from the issuance of harbor system revenue bonds.

For the fiscal year ended June 30, 2019, DOT–Harbors reported total revenues of \$198.7 million and total expenses of \$93 million, resulting in an increase in net position of \$105.7 million. Total revenues consisted of \$159.2 million in services, \$29.9 million in rentals, \$7.9 million in interest income, and \$1.7 million in other revenues. Total expenses consisted of \$29 million in depreciation, \$17.1 million in harbor operations, \$9 million in interest and bond costs, \$22.3 million for personnel, and \$15.6 million in administration and other costs.

The department reported total assets and deferred outflows of resources of \$1.45 billion, comprised of cash and cash equivalents of \$419.6 million, receivables of \$25.3 million, net capital assets of \$987.7 million, and other assets and deferred outflows of resources of \$14.6 million. Total liabilities and deferred inflows of resources totaled \$451.3 million, comprised of \$282.7 million in revenue bonds payable and related accrued interest

payable, \$21 million in general obligation bonds payable, \$26 million in capital lease obligation and related accrued interest payable, \$4.6 million due to other state agencies, \$35.9 million in accounts and contracts payable, and \$81.1 million in other liabilities and deferred inflows of resources.

DOT–Harbors received an unmodified opinion that its financial statements were presented fairly, in all material respects, in accordance with generally accepted accounting principles. There were no reported deficiencies in internal control over financial reporting that were considered to be material weaknesses and no instances of noncompliance or other matters that are required to be reported under *Government Auditing Standards*.

Financial Audit of the Department of Transportation, Harbors Division Financial Statements, Fiscal Year Ended June 30, 2020

For the fiscal year ended June 30, 2020, DOT–Harbors reported total revenues of \$183.6 million, total expenses of \$106.5 million, and capital contributions of \$200,000 from federal grants restricted for capital asset acquisition and facility development, resulting in an increase in net position of \$77.3 million. Total revenues consisted of \$147.9 million in services, \$27.1 million in rentals, \$7.5 million in interest income, and \$1.1 million in other revenues. Total expenses consisted of \$32.5 million in depreciation, \$18.8 million in harbor operations, \$13.6 million in interest and bond costs, \$23.7 million for personnel, and \$17.9 million in administration and other costs.

The department reported total assets and deferred outflows of resources of \$1.49 billion, composed of cash and cash equivalents of \$422.4 million, receivables of \$17.1 million, net capital assets of \$1.04 billion, and other assets and deferred outflows of resources of \$11.8 million. Total liabilities and deferred inflows of resources totaled \$416 million, comprised of \$265 million in revenue bonds payable and related accrued interest payable, \$18.7 million in general obligation bonds payable, \$25.1 million in capital lease obligation and related accrued

interest payable, \$7.1 million due to other state agencies, \$16.6 million in accounts and contracts payable, and \$83.5 million in other liabilities and deferred inflows of resources.

DOT–Harbors received an unmodified opinion that its financial statements were presented fairly, in all material respects, in accordance with generally accepted accounting principles. There were no reported deficiencies in internal control over financial reporting that were considered to be material weaknesses and no instances of noncompliance or other matters that are required to be reported under *Government Auditing Standards*.

HIGHWAYS DIVISION, DEPARTMENT OF TRANSPORTATION

Financial and Compliance Audit of the Department of Transportation, Highways Division Financial Statements, Fiscal Year Ended June 30, 2019

The mission of the Department of Transportation, Highways Division (DOT–Highways), is to provide a safe, efficient, and sustainable State Highway System that ensures the mobility of people and goods within the state. The division is charged with maximizing available resources to provide, maintain, and operate ground transportation facilities and support services that promote economic vitality and livability in Hawai‘i. The Department also works with the Statewide Transportation Planning Office on innovative and diverse approaches to congestion management.

For the fiscal year ended June 30, 2019, DOT–Highways reported total revenues of \$558 million and total expenses of \$567 million, resulting in a decrease in net position of \$9 million. Revenues consisted of \$225 million in tax collections; \$251 million in grants and contributions primarily from the Federal Highway Administration; \$55 million in charges for services; and \$27 million in investment income and other revenues. Expenses consisted of \$202 million for operations and maintenance; \$205 million in depreciation; \$145 million for administration and other expenses; and \$15 million in interest.

Total assets and deferred outflows of resources of \$5.41 billion were comprised of cash and investments of \$329 million, net capital assets of \$5.03 billion, and \$50 million in other assets and deferred outflows of resources. Total liabilities of \$606 million included \$429 million in revenue bonds and \$177 million in other liabilities. DOT–Highways has numerous capital projects ongoing statewide; construction in progress totaled \$369 million at the end of the fiscal year.

DOT–Highways received an unmodified opinion that its financial statements were presented fairly, in all material respects, in accordance with generally accepted accounting principles. DOT–Highways also received an unmodified opinion on its compliance with major federal programs in accordance with the *Uniform Guidance*. There was one material weakness in internal control over financial reporting that is required to be reported under *Government Auditing Standards* with the report noting the reconciliation process between DOT–Highways’ accounting system and the State’s accounting system for FY2019 was not completed until June 16, 2020, more than eleven months after the fiscal year-end. While there were no findings that are considered material weaknesses in internal control over compliance in accordance with the *Uniform Guidance*, the auditors identified one deficiency in internal control over compliance that is considered a significant deficiency.

Financial and Compliance Audit of the Department of Transportation, Highways Division Financial Statements, Fiscal Year Ended June 30, 2020

For the fiscal year ended June 30, 2020, DOT–Highways reported total revenues of \$491 million and total expenses of \$522 million, resulting in a decrease in net position of \$31 million. Revenues consisted of \$227 million in tax collections; \$190 million in grants and contributions primarily from the Federal Highway Administration; \$51 million in charges for services; and \$23 million in investment income and other revenues. Expenses consisted of \$158 million for operations and maintenance; \$209 million in

depreciation; \$140 million for administration and other expenses; and \$15 million in interest.

Total assets and deferred outflows of resources of \$5.44 billion were comprised of cash and investments of \$365 million; net capital assets of \$5.01 billion; and \$66 million in other assets and deferred outflows of resources. Total liabilities of \$667 million included \$493 million in revenue bonds and \$174 million in other liabilities. DOT–Highways has numerous capital projects ongoing statewide; construction in progress totaled \$303 million at the end of the fiscal year.

DOT–Highways received an unmodified opinion that its financial statements were presented fairly, in all material respects, in accordance with generally accepted accounting principles. DOT–Highways also received an unmodified opinion on its compliance with major federal programs in accordance with the *Uniform Guidance*. There were no material weaknesses in internal controls over financial reporting that were required to be reported under *Government Auditing Standards*. However, the auditors identified one significant deficiency in internal controls over financial reporting. There were no findings that were considered material weaknesses in internal control over compliance in accordance with the *Uniform Guidance*. However, the auditors identified three significant deficiencies in internal control over compliance.

O‘AHU METROPOLITAN PLANNING ORGANIZATION, DEPARTMENT OF TRANSPORTATION

Financial and Compliance Audit of the O‘ahu Metropolitan Planning Organization Financial Statements, Fiscal Year Ended June 30, 2019

Federal highway and transit statutes require urbanized areas greater than 50,000 in population to designate a metropolitan planning organization as a condition for spending federal highway or transit funds. O‘ahu Metropolitan Planning Organization (OahuMPO) is the designated

metropolitan planning organization for the island of O‘ahu. Federal Transit Administration grants are made to OahuMPO through the Department of Transportation’s Statewide Transportation Planning Office. The agency serves as the decision-making body responsible for carrying out continuing, comprehensive, and cooperative transportation planning and programming for the island of O‘ahu.

For the fiscal year ended June 30, 2019, OahuMPO reported total revenues of \$2.8 million and total expenses of \$2.8 million, resulting in no change in net position. Revenues consisted of \$2.2 million from federal grants and \$564,000 in contributions from the State of Hawai‘i and City and County of Honolulu.

Total expenses consisted of \$309,000 for transportation forecasting and long-range planning, \$568,000 for short-range transportation system and demand management planning, \$74,000 for transportation monitoring and analysis, \$262,000 for emergency management, and \$1.6 million for program coordination and administration.

OahuMPO received an unmodified opinion that its financial statements were presented fairly, in all material respects, in accordance with generally accepted accounting principles. The agency received a qualified opinion on its compliance with major federal programs in accordance with the *Uniform Guidance*. There were no findings that were considered material weaknesses in internal control over financial reporting that would have required reporting under *Government Auditing Standards*. The auditors identified two deficiencies in internal control over financial reporting that were considered significant deficiencies, one of which is also considered a significant deficiency in internal control over compliance. The auditors identified one material weakness and one previously noted significant deficiency in internal control over compliance that are required to be reported in accordance with the *Uniform Guidance*.

Financial and Compliance Audit of the O'ahu Metropolitan Planning Organization Financial Statements, Fiscal Year Ended June 30, 2020

For the fiscal year ended June 30, 2020, O'ahuMPO reported total revenues of approximately \$2.2 million and total expenses of approximately \$2.2 million, resulting in minimal change in net position. Revenues consisted of \$1.76 million from federal grants and \$439,000 in contributions from the State of Hawai'i and City and County of Honolulu.

Total expenses consisted of \$147,000 for transportation forecasting and long-range planning, \$218,000 for short-range transportation system and demand management planning, \$37,000 for transportation monitoring and analysis, \$254,000 for emergency management, and \$1.57 million for program coordination and administration.

OahuMPO received an unmodified opinion that its financial statements were presented fairly, in all material respects, in accordance with generally accepted accounting principles. OahuMPO received an unqualified opinion on its compliance with major federal programs in accordance with the *Uniform Guidance*. There were no reported deficiencies in internal control over financial reporting that were considered to be material weaknesses and no instances of noncompliance or other matters that are required to be reported under *Government Auditing Standards*. There were no findings that are considered material weaknesses in internal control over compliance in accordance with the *Uniform Guidance*. Findings identified in the prior year audit have been resolved.

Office of the Auditor Appropriations and Expenditures on a Budgetary Basis for the Fiscal Year Ended June 30, 2020

Appropriations	
Act 1, SLH 2019 (Operations)	\$3,133,899
Act 1, SLH 2019 (Special Studies)	150,000
Act 1, SLH 2019 (Audit Revolving Fund)	2,800,000
Act 1, SLH 2019 (Accrued Vacation Payments)	68,106
Act 28, SLH 2019	
Audit of Agribusiness Development Corporation (ADC)	100,000
	<u>\$6,252,005</u>
Expenditures	
Staff salaries	\$2,088,635
Vacation payments	68,106
Contractual services (operational)	178,604
Other expenses	137,727
Special studies	0
Contractual services (Audit Revolving Fund)	2,800,000
Contractual services (ADC Audit)	100,000
	<u>\$5,373,072</u>
Excess of Appropriation over Expenditures	
Act 1, SLH 2019 (operations)	\$728,933
Act 1, SLH 2019 (special studies)	150,000
Act 1, SLH 2019 (Audit Revolving Fund)	0
Act 1, SLH 2019 (Accrued Vacation Payments)	0
Act 28, SLH 2019 (ADC Audit)	0
	<u>\$878,933</u>



OFFICE OF THE AUDITOR
STATE OF HAWAII'

Kekūanāo'a Building
465 S. King St., Room 500
Honolulu, Hawai'i 96813

Phone: (808) 587-0800
Fax: (808) 587-0830

E-mail: LAO.auditors@hawaii.gov
Website: <https://auditor.hawaii.gov>