



UNIVERSITY OF HAWAII MĀNOA  
*Online Learning Academy*

- College Prep Courses
- Summer Algebra Academy
- Teacher Training
- Tutoring
- College Readiness

# Why is High-Speed Broadband Access Important for Education?

- \* Global Collaboration
- \* Global Competition
- \* Communication with experts around the world
- \* Access to a great education for all kids

# 21st Century Skills

The screenshot shows the homepage of the Partnership for 21st Century Skills. At the top, there is a navigation menu with links for STATE INITIATIVES, FRAMEWORK, EVENTS & NEWS, ABOUT US, and RESOURCES. Below the menu are two photographs: one of a young boy using a laptop and another of a young girl reading a book in a library. The main content area is divided into three columns. The left column features a 'SUBSCRIBE' section with an email input field and a 'go' button, and a 'Contact Us' section with a 'ROUTE 21' logo. The middle column is titled 'HIGHLIGHTS' and features a section for 'First-Ever 21st Century Skills Map Released', which includes a paragraph about the map's release in Washington, D.C. on July 17, 2008, and links for 'Read full press release' and 'See Social Studies Map'. The right column is titled 'IN THE NEWS' and lists three news items: 'Current Employment Opportunities with the Partnership' by the Director of State Partnerships, 'Sustainability Program Manager', and 'eSchool News' which mentions a new resource for teaching 21st-century skills.

PARTNERSHIP FOR 21ST CENTURY SKILLS ▲ STATE INITIATIVES ▲ FRAMEWORK ▲ EVENTS & NEWS ▲ ABOUT US ▲ RESOURCES

The leading advocacy organization infusing 21st century skills into education.

**SUBSCRIBE**  
Subscribe to receive email updates

go

**Contact Us**

**ROUTE 21**

Click here to explore

## HIGHLIGHTS

### First-Ever 21st Century Skills Map Released

Partnership for 21st Century Skills and National Council for the Social Studies Create Framework for Integrating 21st Century Skills into Social Studies Curriculum

**WASHINGTON, D.C. — July 17, 2008** – The 21st Century Skills and Social Studies Map, the first of its kind to be released, demonstrates how the integration of 21st century skills into the social studies supports teaching and prepares students to become effective and productive citizens in the 21st century.

The map, developed by the Partnership for 21st Century Skills and National Council for the Social Studies, provides educators with concrete examples of how 21st century skills can be infused into classroom practices and highlights the critical connections between social studies and 21st century skills.

[Read full press release](#)

[See Social Studies Map](#)

## IN THE NEWS

**Current Employment Opportunities with the Partnership**  
**Director of State Partnerships**

**Sustainability Program Manager**


**eSchool News**  
New resource helps teach 21st-century skills; Free online guide maps digital-age skills to social studies projects and tasks  
Jul 18, 2008

[Read full article](#)

**T.H.E. Journal**  
Partnership for 21st Century Skills Debuts '21st Century Skills and Social Studies Map'  
July 17, 2008

- Global Awareness
- Collaboration
- Communication
- Information Literacy
- Cross-Cultural Skills

# Global Collaboration




# Global Competition

Apple Store iPhone iPod + iTunes .Mac QuickTime Support Mac OS X  
Hot News Get a Mac Hardware Software Made4Mac Education Pro Mac@work Developer Where to Buy

student gallery About Login  
**'07 insomnia film festival**

insomnia film festival collections  
Watch More Movies

search the gallery:  →



Launch in QuickTime

Click on the launch in QuickTime button to watch the movie in Quicktime Player. Click on the thumbnail image to see the movie play inline.


**Imagine**

comments view all ▶  
11/06/2007 by Michelle Evans  
I thought this film was wonderful! Fast paced and full of action. Great job guys!  
11/06/2007 by P V  
Suspense, intrigue, humor, great acting - this film has it all!  
11/02/2007 by Josh Kirk  
Awesome job, great creativity. Put a smile on my face because I see my son play like that all the time.  
(144 comments)  
(login required)


tell a friend  
email this project to a friend →  
(login required)

created by students  
The materials displayed on this site are

# Global Competition



# Learn from experts around the world



**MITOPENCOURSEWARE**  
MASSACHUSETTS INSTITUTE OF TECHNOLOGY

[Home](#) [Courses](#) [Donate](#) [About OCW](#) [Help](#) [Contact Us](#)  [Advanced Search](#) [Email this page](#)

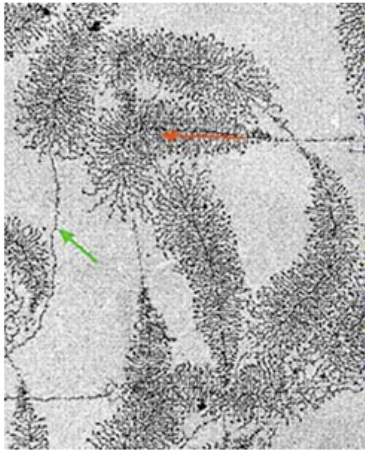
[VIEW ALL COURSES](#)

- > Course Home
- > Syllabus
- > Calendar
- > Readings
- > Recitations
- > Assignments
- > Exams
- > Study Materials
- > Video Lectures

Home > Courses > Biology > [Introduction to Biology](#)

## 7.012 Introduction to Biology

### Fall 2004



Electron micrograph showing transcription of ribosomal RNA (rRNA) genes in the developing egg cell of the spotted newt. Fibers extending in clusters are molecules of rRNA used in the construction of cell's ribosomes. The long filaments indicated by green arrow are DNA molecules coated with proteins. RNA molecules get longer as transcription proceeds to completion as indicated by the red arrow. (Courtesy of [Oak Ridge National Laboratory](#), U.S. Department of Energy. Used with permission.)

#### Course Highlights

This course features a complete set of [video lectures](#) by Professor Eric Lander, Director of the [Broad Institute](#) at MIT and a principal leader of the Human Genome Project and Professor Robert A. Weinberg, winner of the 1997 National Medal of Science.

Education development efforts for these introductory biology courses are one of many activities conducted by the [HHMI Education Group](#) at MIT. This group focuses on curriculum development work for creating teaching tools in undergraduate biology.

[DONATE NOW](#)

#### Staff

Instructors:  
Prof. Eric Lander  
Prof. Robert Weinberg  
Dr. Claudette Gardel  
Guest Lecturer:  
Prof. Andrew Chess

#### Level

Undergraduate

#### \*Translations

- > Chinese (Simplified)
- > Portuguese
- > Spanish


#### Archived Courses

- > Previous version

#### Feedback


- > Send feedback on this course.
- > Find out how much your company uses OCW.

# Instruction





# Instruction



# Podcast Hawai`i

Welcome K-12 Podcast Tech Tutorials Professional Development Library Island Movie  
Pod Help



## WELCOME!

Podcast Hawai`i is a collection of podcast resources from educational content providers. This Internet-based tool is a cost-effective and user-friendly system that can be used to share content with a global audience. It offers Hawai`i organizations a way to distribute audio and video content to learners.

Take a look around at the useful teacher tools we have available for you to download to your computer and upload on to your iPod.



Made on a Mac



# 55,000 Educational Content Entries on iTunes



# Universities

<b>A</b> Abilene Christian University Agnes Scott College American Military University Aquinas Institute Arizona State University Australian National University	<b>P</b> Pacific University of Oregon Pennsylvania State University
<b>B</b> Bowdoin College Broome Community College	<b>Q</b> Queen's University
<b>C</b> Carnegie Mellon University Central Washington University Clemson University Concordia Seminary	<b>R</b> Reformed Theological Seminary Rock Valley College
<b>D</b> Defense Acquisition University <b>NEW</b> Denison University DePaul University Duke	<b>S</b> School Of Visual Arts Seattle Pacific University Stanford SUNY-ESF Swinburne University of Technology
<b>E</b> East Tennessee State University	<b>T</b> Texas A&M University Texas Tech University The University of Western Australia Trinity College Dublin
<b>F</b> Florida Community College At Jacksonville Florida Tech Fuller Theological Seminary	<b>U</b> UC Berkeley UC Davis UCL - London's Global University UMBC University of Arizona University of Houston University of Maine University of Melbourne University of Michigan University of Nebraska-Lincoln University of New England University of Otago University of Pennsylvania University of South Florida University of Southern California University Of The Pacific University of Washington University Of Wisconsin Milwaukee Université de Montréal UNSW
<b>G</b> Georgia State University Gordon College Griffith University	<b>V</b> Vanderbilt University Villanova University
<b>L</b> Lehigh University Loyola Marymount University	<b>W</b> Wellesley College
<b>M</b> M. D. Anderson Cancer Center Miami Dade College Michigan Technological University MIT	<b>Y</b> Yale University
<b>N</b> New Mexico State University New York Law School NJIT Northeastern University	
<b>O</b> Open University Otis College of Art and Design	

# K-12

<b>ALL</b> Arizona's IDEAL eLearning Platform Maine Department of Education Michigan's MI Learning New Jersey's East Orange New Jersey's Hunterdon Central Regional HS New Jersey's Montclair Public Schools New Jersey's Perth Amboy Public Schools New Jersey's Union City Board of Education Pennsylvania's Allegheny Intermediate Unit Utah Electronic High School
--




# High-Quality Multimedia Content

AP US History: Lesson 63 - The Home Front

[Help](#)

THEMES IN HISTORY  
Social Issues: Unheard Voices



Japanese Internment

Presentation Text



Play Pause

Explore



Japanese Internment vs. September 11th



Japanese Internment Timeline









Japanese Internment

# Audio Tools

Welcome, Cherie Hayes-Gigante

[Edit my profile](#)

Select a tool:

-  Voice Board
-  Voice Presentation
-  Wimba Podcaster
-  Voice Email
-  Voice Direct
-  Voice Recorder

[Assessments to grade](#)

[Span\\_3\\_Test](#)

[Span\\_3\\_Test](#)

[Span\\_3\\_Test](#)

[¿Qué te gusta?](#)

[Hagamos algo](#)

[Hagamos algo](#)

[Hagamos algo](#)

[Hagamos algo](#)

[Hagamos algo](#)

[Hagamos algo](#)

[¿Qué te gusta?](#)

[¿Qué te gusta?](#)

[¿Qué te gusta?](#)

[¿Qué te gusta?](#)

Done

# Web 2.0 & Web 3.0!

- \* YouTube, iTunes, Facebook, etc.
- \* Video chat
- \* Uploading pictures, audio, video files
- \* Students are producers and publishers of content

# Access to a great education for all Hawaii's kids



**Hawai'i Department of Education**



## Hawai'i Virtual Learning Network



# E-School Students



# Live Class

The screenshot displays a web browser window titled "http://165.248.2.16 - Wimba Classroom - Spanish 2". The main content area shows the text "hola!" and "bienvenidos a la clase!". On the left is a toolbar with icons for navigation, drawing, and editing. On the right is a control panel with "Archive : Stopped", "Content" and "Breakout Rooms" tabs, and buttons for "Web", "eBoard", "Share", and navigation arrows. Below these are "Default Content Folder" and "Go" buttons, along with a note: "Note: This folder does not have any slide content." The bottom of the window features a "TALK" button, audio controls, and a "People (1)" list containing "Hayes\_Gigante\_Ch". A status box on the bottom left shows connection and chat messages. The Wimba logo "Wimba people teach people" is in the bottom right corner.

http://165.248.2.16 - Wimba Classroom - Spanish 2

Archive : Stopped

Content Breakout Rooms

Web eBoard Share

Default Content Folder Go

Note: This folder does not have any slide content.

TALK

People (1)

- Hayes\_Gigante\_Ch

Connecting to server...  
You have connected successfully!  
You have entered 'Spanish 2'.  
Your media format is WimbaMedia.  
You say, "hi there!"

To: Main ...

Wimba  
people teach people

# Online Tutoring

The screenshot shows the Elluminate Live! interface for a tutoring session. The window title is "Elluminate Live! - Tutoring Room 1".

- Participants:** A list on the left shows one participant, "e-school stude...". Below the list are icons for mute, unmute, and a plus sign, with the text "1 Participant".
- Chat:** A chat window below the participants shows a message: "Joined on August 18, 2008 at 11:52 PM" and "Me: hey!". There is a text input field and a "Send" button. The "Send to" dropdown is set to "This Room".
- Audio:** An audio control panel at the bottom left shows a microphone icon, a volume slider, and a "F2" key icon.
- Whiteboard - Main Room:** The central whiteboard area has a toolbar on the left with various drawing tools. The main area contains the text "welcome!" in blue and a cursor. A "Public Screen 1" dropdown and a "Follow Moderator" checkbox are at the top of the whiteboard.
- Bottom Bar:** A color palette, a font dropdown set to "Serif", a size dropdown set to "20", and bold, italic, and underline icons are visible. The status bar at the bottom right says "In session for 1 minute."



UNIVERSITY OF HAWAII MĀNOA  
*Online Learning Academy*

Dr. Francisco Hernandez, Vice-Chancellor for Students  
Cherie Hayes-Gigante, Project Manager  
Malkeet Singh, Graduate Assistant  
Ashwin Pandit, Graduate Assistant