Report to the 2014 Hawai‘i State Legislature

Lead By Example
State of Hawai‘i Agencies’ Energy Initiatives
FY 2012-2013



State of Hawai‘i
Department of Business, Economic Development & Tourism
March 2014

This report and the original agency submissions in accordance with Section 93-16, Hawai‘i Revised Statutes.

http://energy.Hawai‘i.gov/programs/achieving-efficiency/lead-by-example

Hawai‘i Department of Business, Economic Development, and Tourism. Strategic Industries Division.

Sate of Hawai‘i agencies energy initiatives: leading by example, FY2012-2013. Honolulu: 2013-.

Report to the 2014 Hawai‘i State Legislature

TABLE OF CONTENTS

EXECUTIVE SUMMARY ____ *1*

The LBE Initiative ____ **7**

Executive Agency Electricity Consumption ____ **10**

Electricity Costs by State Agencies ____ **14**

Efficiency in Buildings ____ **22**

Rebates Save Money at State Facilities ____ **25**

Highlights of Current State Energy Activities ____ **31**

Plans for Future LBE Activities ____ **35**

Individual Agency Responses ____ **37**

Consolidated LBE Reports from State of Hawai‘i Executive Agencies ____ *38*

Act 96 SLH 2006: Buildings and Facilities ____ **38**

Act 96 SLH 2006: Transportation Vehicles and Fuel ____ **69**

Renewable Energy and Resource Development ____ **85**

Benchmarking Requirement ____ **97**

TABLES

Table 1: Utility Electricity Consumption by State Agencies ____ **12**
Table 2: Differences in Electricity Consumption (kWh) for Reported Years ____ **13**
Table 3: Cost of Electricity Purchased by State Agencies ____ **19**
Table 4: Differences in Cost of Electricity for Reported Years ($) ____ **20**

FIGURES

Figure 1: Comparison of State Agencies' Electricity Consumption in kWh ____ **10**
Figure 2: Comparison of kWh Consumption by Agency by Year ____ **11**
Figure 3: Comparison of State Electricity Utility Costs FY05 to FY13 ____ **14**
Figure 4: Percent Change (over FY05) of Electricity Price, Cost, and Consumption ____ **15**
Figure 5: Savings and Costs from Baseline ____ **16**
Figure 6: Annual and Cumulative Cost Savings ____ **17**
Figure 7: Cost of Purchased Electricity by Agency from FY05 to FY13 ____ **18**
Figure 8: Consumption and Cost Percentage Change from FY05 to FY13 by Agency ____ **21**
Figure 9: Rebates since 1996, by Agency ____ **25**
Figure 10: State Agency Rebate Savings ($) from HECO since 1996 ____ **26**
Figure 11: Annual State Energy Savings from HECO Rebate Programs since 1996 ____ **27**
Figure 12: Rebate Energy Savings (kWh) by Technology in 2013 ____ **28**
Figure 13: Typical Office Building Energy Use Breakdown ____ **29**
Figure 14: State of Hawai‘i Facilities on O‘ahu, ____ **29**
Figure 15: Percentage of Total State Agency Consumption by Island in 2013 ____ **30**

APPENDICES

Appendix 1: DHHL Vehicle Data ____ **A - 1**
Appendix 2: DOE Vehicle Data ____ **A - 2**
Appendix 3: DOT Vehicle Data ____ **A - 15**
Appendix 4: HHSC Vehicle Data ____ **A - 59**
Appendix 5: HSPLS Vehicle Data ____ **A - 65**
Appendix 6: PSD Vehicle Data ____ **A - 66**
Appendix 7: DLNR Building List ____ **A - 77**

EXECUTIVE SUMMARY

The Lead By Example (LBE) initiative began in 2006 in response to legislative and executive mandates to make government buildings, fleets, and personnel practices leaders in energy efficiency and conservation. These efforts acknowledge the high cost of electricity in Hawai‘i; the energy security benefits of implementing alternative fuel use; and the many opportunities for increasing energy efficiency in new and existing state offices, facilities and schools. The legislation also required incorporating environmentally preferable purchasing into state operations. Fully implemented, the LBE initiative represents an important step in achieving long-term economic and environmental benefits for the state.

This report addresses State agency activity during the fiscal year 2012-2013. During FY13 state agencies' energy consumption increased by 1.4% from FY12 levels and the state paid 0.3 % more than FY12. When comparing FY13 figures against the 2005 baseline year, energy consumption dropped 4.8%, but, due to the increasing cost for electricity, costs rose 99.9%.

Year-to-year figures from the beginning of LBE are as follows:

- FY05-FY06: consumption increased 2.4% (16M kWh), costs increased 24% ($25M)
- FY06-FY07: consumption increased 1.1% (8M kWh), costs increased 3.1% ($4M)
- FY07-FY08: consumption decreased 0.1% (-1M kWh), costs increased 21.8% ($30M)
- FY08-FY09: consumption decreased 5.7% (-40M kWh), costs increased 1.2% ($2M)
- FY09-FY10: consumption decreased 2.8% (-18M kWh), costs decreased 12.1% (-$20M)
- FY10-FY11: consumption increased 0.6% (2M kWh), costs increased 17.2% ($25M)
- FY11-FY12: consumption decreased 1.2% (-7M kWh), costs increased 19.4% ($33M)
- FY12-FY13: consumption increased 1.4% (9M kWh), costs increased 0.3% ($650K)

Overall, from baseline year 2005:

- FY05-FY12: consumption decreased 4.8% (-32M kWh), costs increased 99.9% ($104M)

The increase in FY13 was a minimal increase and only the second such year since State consumption peaked in FY07. A primary objective of Lead By Example is to protect the state against escalating energy costs and to expedite energy security to protect Hawai‘i and our economy against the volatility of world oil markets. Over the years, costs closely have mirrored the rise and fall in the price of oil and electricity, and FY13 again demonstrated this. Comparisons to the baseline year illustrate the challenge state agencies still face and highlight the importance of continued efforts to pursue energy efficiency and renewable energy opportunities.

State of Hawai‘i executive branch agencies have led by example and were active during fiscal year 2012 with several energy conservation and renewable energy generation projects. Retrofitting existing buildings for energy efficiency and modifying operations strategies were the primary contributors to reducing electrical consumption

and cost, but progress also was made in green building design, environmentally preferable purchasing, transportation and the adoption of renewable energy. Some highlights follow.

Energy Savings Performance Contracting

For the second consecutive year, the State of Hawai‘i was awarded the Energy Services Coalition’s (ESC) *Race to the Top* in recognition for leading the nation in per capita performance contracting for state and county buildings. The ESC is a national nonprofit organization dedicated to supporting performance contracting. To date over $193 million has been invested in both State and County ESPCs with cost savings expected to grow to more than $341 million over the 20-year life of the contracts. DBEDT provides technical assistance to agencies.

Efficiency

- The Energy Services Coalition, a national nonprofit organization dedicated to supporting performance contracting, recognized the State of Hawai‘i as first in the nation in Energy Savings Performance Contracts (ESPC), per capita, for State and County Building. To date over $193 million has been invested in both State and County ESPCs with cost savings expected to grow to more than $341 million over the 20-year life of the contracts. DBEDT has provided technical assistance to agencies for projects dating back to 1996.

- Twenty-one (21) state buildings have received ENERGY STAR® awards, acknowledging that they rank in the top 25% of similar buildings nationwide. Agencies are reviewing buildings to recertify existing buildings and to identify new buildings for certification.

- Twenty (20) state buildings are LEED certified or pending certification. An additional 54 LEED projects are in the process toward the goal of certification.

- State agencies have received more than $7.27 million in efficiency rebates since 1996 from the Hawai‘ian Electric Company (HECO) and its subsidiaries and from Hawai‘i Energy. These rebates combined have resulted in estimated cumulative dollar savings of over $130 million and electricity savings of 799 million kilowatt-hours. Over the life of the equipment, the savings will be equivalent to approximately 108,000 households’ annual electricity use. In FY13 state agencies received $397,124 in rebates.

- DBEDT, in coordination with the US Environmental Protection Agency (US EPA) and pursuant to Act 155, offered training and assistance for benchmarking to state agencies. Act 155, SLH 2009, requires benchmarking of all state facilities. Benchmarking is a process which involves calculating the building’s annual energy consumption per square foot, allowing buildings to be compared and identifying areas for improving energy efficiency. To date 277 state facilities have been benchmarked using the ENERGY STAR® Portfolio Manager online tool. DBEDT received a competitive US Department of Energy (US DOE) grant to assist agencies with benchmarking an additional 275 buildings by September 2015.

- A total of 20 workshops and other events relating to LBE topics were held in FY13, attracting at least 1500 participants, including many from state agencies. In some cases, the Department of Business, Economic Development, and Tourism (DBEDT) provided funds so that other executive agencies' staff members could attend the training.

- Hawai‘i Community College installed motion sensor light switches in restrooms.

- Maui College implemented and installed efficient mechanical and plumbing systems campus wide, which included chiller consolidation, lighting retrofits, efficient plumbing fixtures, etc.

- The Department of Commerce and Consumer Affairs (DCCA) is using virtual server technology to consolidate the number of servers required, which has lowered monthly power and cooling costs.

- The Department of Land and Natural Resources (DLNR) is taking steps to replace older PC models and less energy-efficient models with ENERGY STAR® models. At some division offices, replacement of printers, scanners, and copying machines will also occur in FY14.

- The Hawai‘i Housing Finance and Development Corporation (HHFDC) has completed the

ENERGY STAR® Benchmarking

Benchmarking is a process which involves calculating the building's annual energy consumption per square foot, allowing buildings to be compared and identifying areas for improving energy efficiency. To date, 277 state facilities have been benchmarked using the ENERGY STAR® Portfolio Manager online tool. If a building receives a score of 75 or higher, it indicates that the building is in the top 25% of similar buildings nationally and can be certified as an ENERGY STAR® building. To date, 21 state buildings have received the ENERGY STAR®.

ENERGY STAR® Certified State Buildings

- AAFES Building*
- Abner Paki Hale Courthouse
- ‘Aiea High School
- Ala Moana Health Center
- Diamond Head Health Center
- Hilo State Office Building
- Ho‘opono*
- Kakuhihewa Building (Kapolei State Building)*
- Kāne‘ohe Elementary School
- Kāne‘ohe Civic Center*
- Ke‘elikōlani Building
- Kekūanāoa Building
- Keoni Ana Building*
- King Kalākaua Building*
- Leeward Health Center
- Leiopapa A Kamehameha Building (State Office Tower)*
- OR&L Main*
- State Capitol Building
- Uluakupu (Building 4)
- Wahiawa Civic Center*
- Waipahu Civic Center*

*Received ENERGY STAR® certification in multiple years

replacement of 59 solar water heating systems at their properties.

- The Department of Accounting and General Services (DAGS) is in the process of implementing an Energy Performance Contract for 32 facilities on five islands and is anticipated to provide a minimum 20% reduction in utility costs from 2010 baseline usage and have guaranteed savings over a 20-year period.

- The Department of Education (DOE) is studying the cost-effectiveness of replacing football fields with artificial turf, which would help to reduce the amount of water needed for irrigation.

- The University of Hawai‘i Community Colleges (UHCC) installed several water bottle filling stations. Maui College recycled building materials in the construction of the New Science Building Ike Lea.

Renewable Energy

- UH Community Colleges are pending installation of several photovoltaic (PV) systems at their campuses: Maui College – a 611 kW PV system with power purchase agreement (PPA), Leeward Community College – a 17.1 kW PV system on the Education Building and a 690 kW PV system with PPA, Kapi‘olani Community College – a 129.8 kW PV system with PPA, Honolulu Community College – a 224 kW PV system through PPA, Kaua‘i Community College – a 500 kW PV and battery storage system through PPA.

- Windward Community College installed a new 23 kW PV system on the new Learning Commons Building.

- DLNR has a 2,560 W PV system powering their water system at ‘Akaka Falls State Park. At the MacKenzie State Recreation Area, a 2,123 W PV system powers the comfort station’s waste treatment system.

Transportation

- DBEDT completed the Department of Energy “Clean Cities Community Readiness and Planning for Plug-In Electric Vehicles and Charging Infrastructure” grant, which was in partnership with the University of Hawai‘i Maui College. The grant helped to form the Maui EV Alliance which provides outreach and education to EV drivers and industry leaders on Maui and Neighbor Islands. Under the grant, DBEDT published an EV report for the Maui EV Alliance titled: Driving EVs Forward: A case study of the Market Introduction and Deployment of the EV in Hawaii. The report provides information regarding Hawaii’s experiences on EV demonstration and deployment, identify challenges and opportunities, and highlight best practices for creating a prosperous EV market in Hawaii.

- Windward Community College designated five (5) parking stalls for electric vehicles.

- DAGS purchases biofuel on Maui. In FY13 DAGS purchased 30,000 gallons.

Purchasing Practices

- Most departments already use life-cycle cost analyses, purchase efficient equipment such as those with the ENERGY STAR® label, and take advantage of utility rebates. The State Procurement Office (SPO) continues to provide price and vendor listings which include ENERGY STAR®, recycled, or environmentally preferred products. Information on recycled and environmentally preferable products (EPP) has been prepared by DBEDT. Lead By Example, in partnership with the SPO, also has hosted trainings on EPP that are available to state employees.

- DLNR used recycled asphalt material at the Diamond Head State Monument and at Puʻu ʻUalakaʻa.

- HHFDC is in the process of replacing all appliances, air conditioners, and ceiling fans with ENERGY STAR® rated items at their multi-family housing complexes and purchases only copy paper products with at least 30% recycled content.

- DAGS Central Services Division (CSD) procures environmentally preferable products, whenever possible. The CSD's Custodial Program uses Green Seal or other certified environmentally friendly products to clean their buildings.

- The SPO, DAGS-Automotive Management Division, and DBEDT have developed guidelines for the purchase of vehicles including energy-efficient vehicles. These guidelines are available on the DBEDT website: http://Hawaiʻi.gov/dbedt/info/energy/efficiency/state/

Leadership in Energy and Environmental Design (LEED)

Hawai‘i remains a member of the U.S. Green Buildings Council (USGBC), the non-profit entity which administers the LEED program. DAGS is developing LEED application guidelines to be used by state agencies. There are currently over 30 LEED Accredited Professionals on staff at six state agencies; DAGS, DBEDT, DOE, DOT, HPHA, and UH. Others are in training for this goal. DBEDT continues to offer LEED training opportunities for state agency staff.

State of Hawai‘i LEED Certified Buildings

Six years ago, there was only one LEED Accredited Professional (AP) working for the state. Now, there are over 30 LEED APs and the state requires all new construction and major renovation to meet LEED Silver standards. To date, twenty-two state facilities have been certified as meeting LEED standards or have been completed and are awaiting certification by USGBC:

The following state facilities are currently certified, under review by the Green Building Certification Institute, or under construction and are expected to be rated by LEED.

Completed

	Year	Building	Level	Program	Agency
1	2012	Airport Lounge (HNL)	Silver	LEED CI	DOT-Airports
2	2012	State Office Tower	Gold	LEED EBOM	DAGS/DBEDT
3	2012	Baldwin High School Library	Gold	LEED Schools	DOE
4	2012	Manoa Public Library	Gold	LEED NC	HSPLS/DAGS
5	2011	Kohala Public Library	Gold	LEED NC	HSPLS
6	2011	Keaukaha Military Reservation	Silver	LEED NC	DAGS
7	2011	Ewa Makai Middle School	Gold	LEED Schools	DOE
8	2011	Center for Microbial Oceanography Research and Education	Platinum	LEED NC	UH-Manoa
9	2008	Frear Hall Residence Housing	Silver	LEED NC	UH-Manoa
10	2007	Waipahu Intermediate School Cafeteria	Certified	LEED Schools	DOE
11	2007	Imiloa Astronomy Center	Certified	LEED NC	UH-Hilo
12	2005	John A. Burns School of Medicine	Certified	LEED NC	UH
13	2005	Hawaii Gateway Energy Center	Platinum	LEED NC	NELHA

Completed - Under Review by Green Building Certification Institute (GBCI) to Verify for Certification

	Year	Building	Level	Program	Agency
14	2013	Puu Kukui Elementary - Maui	Silver	LEED Schools	DOE
15	2013	Library and Learning Center	Silver	LEED NC	UHCC-Windward
16	2013	Lanai High and Elementary School	Gold	LEED Schools	DOE
17	2013	Science Facility - Ike Lea	Gold	LEED NC	UH-Maui
18	2013	Information Technology Center	Silver	LEED NC	UH-Manoa
19	2013	Campus Center Renovation and Addition	Silver	LEED NC	UH-Manoa
20	2013	New Dance Building	Gold	LEED NC	UH-Manoa
21	2012	Webster Hall Translational Health Science Simulation Center	Silver	LEED NC	UH-Manoa
22	2010	Student Life Complex	Gold	LEED NC	UH-Hilo

Under Construction

	Year	Building	Level	Program	Agency
23	2013	DAGS Hawaii District Office, Kona Baseyard	Silver	LEED NC	DAGS
24	2013	DAGS Hawaii District Office, Hilo Baseyard	Silver	LEED NC	DAGS
25	2013	Living Learning Community Phase 2	Silver	LEED NC	UH-Hilo
26	2013	Palamanui Campus, Phase 1A & Phase 1B	Platinum	LEED NC	UHCC-Hawaii
27	2012	Aiea Public Library	Silver	LEED NC	HSPLS
28	2012	Education and Innovation Instructional Facility	Silver	LEED NC	UHCC-Leeward
29	2012	Hale Aloha	Silver	LEED NC	UHCC-Hawaii
30	2012	Edmundson Hall	Silver	LEED NC	UH-Manoa
31	2012	Gartley Hall Renovation	Silver	LEED NC	UH-Manoa
32	2012	Clarence T.C. Ching Complex	Silver	LEED NC	UH-Manoa
33	2011	Hawaiian Language Building	Silver	LEED NC	UH-Hilo
34	2011	Student Services Building Addition and Renovation	Silver	LEED NC	UH-Hilo
35	2011	New Campus Development	Silver	LEED NC	UH-West Oahu
36	2011	Cancer Research Center of Hawaii	Gold	LEED NC	UH-Manoa

LEAD BY EXAMPLE: STATE OF HAWAI‘I EXECUTIVE AGENCIES’ ACHIEVEMENT IN ENERGY

This report responds to legislative and executive mandates issued in 2006, which require state agencies to implement a variety of energy programs now known as the Lead By Example (LBE) initiative. A number of requirements were established by Act 96, SLH 2006, Part III, which reflects Administrative Directive 06-01, issued on January 20, 2006. Act 96 directs state agencies to improve energy, water and resource efficiency in state facilities, increase fuel efficiency, and use alternative fuels in state vehicles with the goal of stimulating growth today that will rebuild the local economy and realize savings far into the future.

In addition, we are continuing with the requirements of Act 160, Section 168.5, SLH 2006, to report state agencies’ electricity consumption, the steps taken to reduce energy use, and their plans for future reductions. Although not mandated by law, the costs of purchasing utility electricity also have been compiled.

This LBE report provides data on electricity use and costs, as well as highlights of state agencies’ energy activities under the LBE initiative. Executive agencies were invited to submit reports containing department-specific information pertaining to LBE activities; these reports have been consolidated by the Department of Business, Economic Development, and Tourism (DBEDT). The consolidated reports are attached and list all agencies’ actions.

The LBE effort was kicked off at a meeting of all cabinet members, convened by DBEDT, on May 11, 2006. Since that initial meeting, agencies developed a framework for planning, implementing and reporting energy efficiency activities. State agency personnel have been trained and received technical assistance as needed. The agencies have set energy-savings targets and are developing tools which will enable their goals to be reached.

Agency representatives formed a Lead By Example Leadership Group to coordinate these actions, supported by three Working Groups. These Working Groups address Buildings, Transportation, and Environmental Practices and Procurement. Each Working Group develops plans and recommendations to be reviewed by the Leadership Group, which is composed of high-level representatives of executive departments and the University of Hawai‘i. The Leadership Group members have the authority to ensure efficient communication and the commitment to develop effective policies and plans for each department.

The LBE Initiative

Fiscal year 2013, the eighth year of the Lead By Example initiative, was impacted by the ongoing economic recovery, limited state budget, and steadily rising world oil prices. Combined, these factors highlighted the importance of LBE and the program’s

intent of transforming how state agencies use energy and resources in operations, facilities, and transportation.

New state buildings are being designed and constructed to higher efficiency standards and existing buildings are receiving equipment retrofits and are being retro-commissioned to ensure proper operation of energy systems. Several agencies are moving forward with performance contracting for groups of buildings and incorporating renewable energy technologies, such as photovoltaic (PV), in projects.

Consistency in data collection and accuracy in recordkeeping have been some of the challenges of the LBE initiative. Starting in 2008 electricity consumption and billing information, with approval by all agencies, was acquired directly from the utilities to be compiled and maintained by statisticians in DBEDT's Research and Economic Analysis Division (READ). Before 2008 each agency provided data from their own records. Compiling data from 26 agencies was less consistent than obtaining data from a sole source such as the utility. READ also requested utility data from before 2008 going back to 2005, the baseline year for LBE. As expected, there were slight discrepancies between the utility and agency data going back to 2005. Starting with the FY09 report, utility data was used for all years of the LBE initiative to provide a standard of consistency that did not exist in previous reports. In FY13 the Hawai'ian Electric Industries' utilities installed a new billing and data system. As a result, the FY13 data for HECO, MECO, and HELCO represented in this report are DBEDT estimates. Fiscal Year 2005 continues to serve as the baseline year and all data have been updated to reflect this new standard.

Lead By Example
Training Opportunities

Executive agencies continued training their personnel in subjects such as building commissioning, performance contracting, financing, green building design and construction, energy-efficient equipment, and renewable energy generation. A total of 20 workshops and other events relating to LBE topics were held in FY13, attracting at least 1500 participants, including many from state agencies. In some cases, DBEDT provided American Recovery and Reinvestment Act funds so that other executive agencies' staff members could attend the training.

This report summarizes the achievements and activities of executive agencies as they "Lead By Example" in 2013. The 28 participating agencies include:

Department of Accounting and General Services (DAGS)
Department of Agriculture (DOA)
Department of the Attorney General (AG)
Department of Budget and Finance (B&F)
Department of Business, Economic Development and Tourism (DBEDT)
Department of Commerce and Consumer Affairs (DCCA)
Department of Defense (DOD)
Department of Education (DOE)
Department of Hawai'ian Home Lands (DHHL)

Department of Health (DOH)
Department of Human Resources Development (DHRD)
Department of Human Services (DHS)
Department of Labor and Industrial Relations (DLIR)
Department of Land and Natural Resources (DLNR)
Department of Public Safety (PSD)
Department of Taxation (DoTAX)
Department of Transportation—Airports Division (DOT-Air)
Department of Transportation—Harbors Division (DOT-Har)
Department of Transportation—Highways Division (DOT-Hwy)
Foreign Trade Zone (FTZ)
Hawai‘i Community Development Authority (HCDA)
Hawai‘i Health Systems Corporation (HHSC)
Hawai‘i Housing Finance and Development Corporation (HHFDC)
Hawai‘i Public Housing Authority (HPHA)
Hawai‘i State Public Library System (HSPLS)
Hawai‘i Tourism Authority—Convention Center (HTA/CC)
Natural Energy Laboratory of Hawai‘i Authority (NELHA)
University of Hawai‘i System (UH)

Executive Agency Electricity Consumption

In 2013 agencies consumed 645 million kilowatt-hours (kWh) of electricity, approximately 9 million kWh more than in FY12. Despite the increase, the FY13 total is still lower than FY11. State agencies have lowered electricity consumption by 56 million kWh, or 8%, since it peaked in 2007 at 702 million kWh. In baseline year 2005, agencies used 678 million kWh. Initially, consumption increased 2.4% in 2006 and another 1.1% in 2007. The drop of 0.1% in 2008 marked the first decrease from a previous year and signaled that energy conservation efforts were beginning to impact overall consumption. With the 5.7% drop in consumption for 2009, the state achieved its largest single-year decline and realized the first real decrease in consumption, dropping 2.5% below 2005 baseline levels. The 2.8% reduction in 2010 continued the downward trend. There was a slight 0.6% uptick in 2011 and 2012's 1.2% decrease brought total agency consumption to the lowest level since Lead By Example began. State agency consumption in 2013 is 4.8% below the 2005 baseline levels, a savings of 32 million kWh. Electricity use for State of Hawai'i executive agencies is depicted in Figure 1.

Figure 1: Comparison of State Agencies' Electricity Consumption in kWh

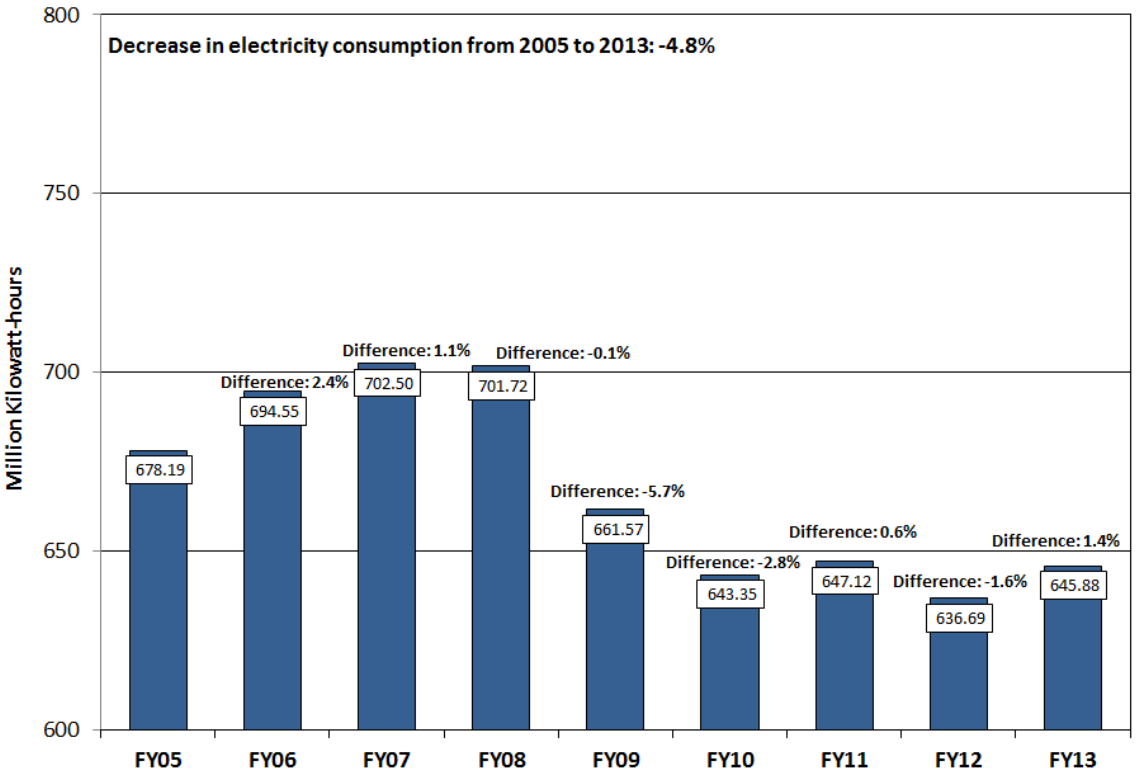

Energy use varies widely within individual agencies. In 2013 eleven of twenty-five agencies reported reductions in energy use. Four agencies account for most of the electricity used by the executive branch: the University of Hawai‘i (UH) campuses, the Department of Education (DOE), the Airports Division of the Department of Transportation (DOT-Air), and the Department of Accounting and General Services (DAGS). DAGS, DOE, and DOT-Air experienced decreases of 2.4%, 0.9%, and 0.3% respectively, while UH had a significant 4.3% increase between FY12 and FY13. From FY05 to FY13, 17 executive agencies were able to decrease their electricity consumption. Each agency's year-by-year kWh consumption is summarized in Figure 2.

Figure 2: Comparison of kWh Consumption by Agency by Year

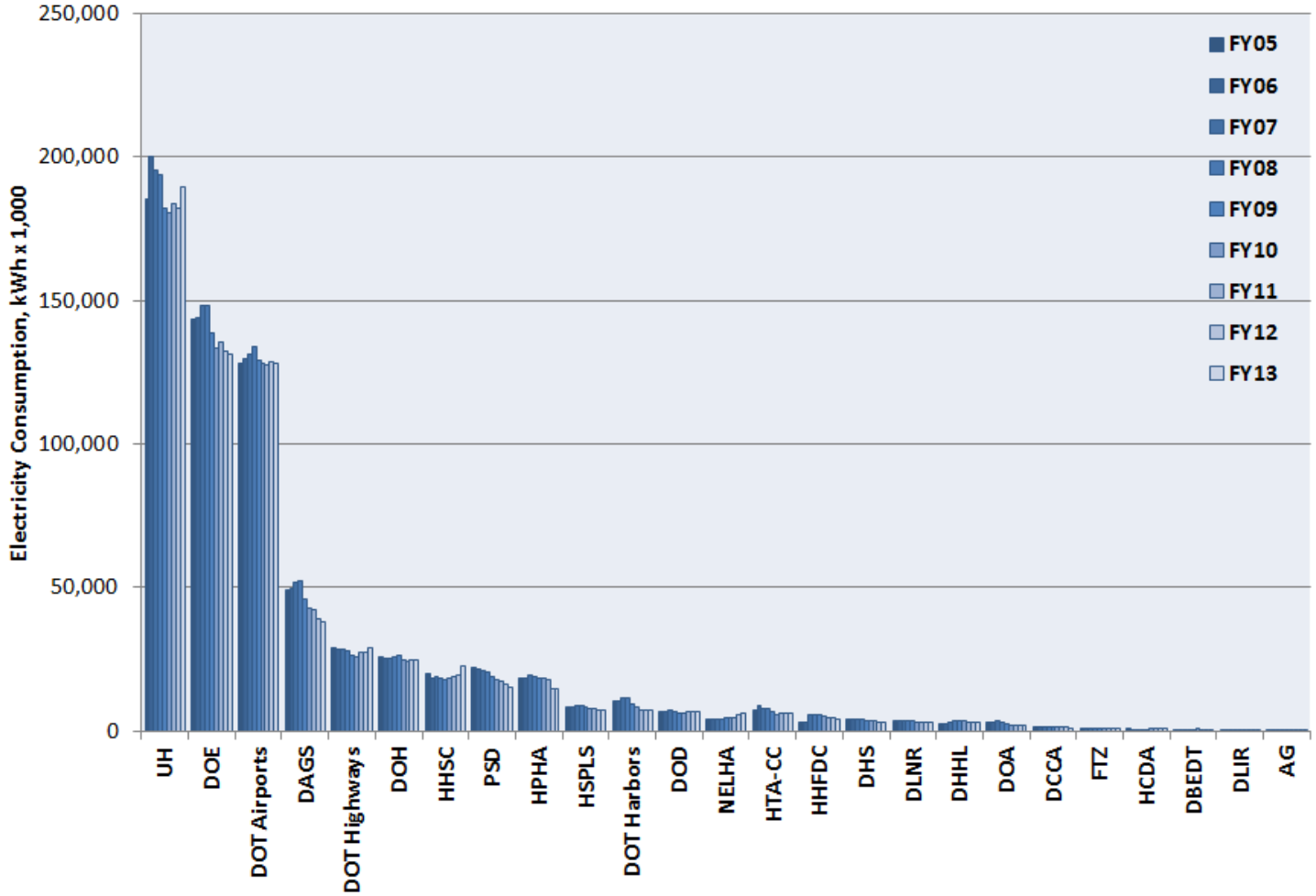

Tables 1 and 2 provide information on individual agencies' electricity consumption and the changes from year to year since FY05. The reported number of kilowatt-hours consumed annually is provided in Table 1, while Table 2 presents the differences among years in kWh as well as percentage change. It should be noted that several agencies' utility records are consolidated into DAGS' report since DAGS manages their buildings. These include the departments of Budget and Finance (B&F), Human Resource Development (DHRD), Taxation (DOTAX), and most offices within the Department of Business, Economic Development, and Tourism (DBEDT).

Table 1: Utility Electricity Consumption by State Agencies

Agency	FY05 kWh	FY06 kWh	FY07 kWh	FY08 kWh	FY09 kWh	FY10 kWh	FY11 kWh	FY12 kWh	FY13 kWh
AG	35,420	34,798	34,945	35,849	33,890	33,224	32,900	40,277	73,296
DAGS	49,230,992	49,779,316	51,797,308	52,245,047	45,709,217	42,576,283	41,994,459	38,820,557	37,895,746
DBEDT	496,413	358,760	610,347	546,138	546,359	729,112	417,862	388,573	547,270
DCCA	1,535,941	1,541,342	1,611,503	1,615,431	1,592,145	1,447,930	1,456,311	1,399,930	945,143
DHHL	2,283,061	2,495,052	2,988,408	3,391,736	3,694,646	3,404,418	3,169,941	3,282,774	2,944,722
DHS	3,857,967	4,007,321	4,046,162	3,924,563	3,717,370	3,586,914	3,315,318	3,188,669	3,265,160
DLIR	330,872	400,854	394,799	373,783	299,619	284,408	267,338	275,418	265,907
DLNR	3,454,292	3,454,427	3,628,338	3,648,394	3,480,072	3,024,661	2,920,740	2,854,741	3,237,962
DOA	2,825,754	2,920,780	3,309,250	2,845,190	2,327,840	2,127,374	2,038,538	2,066,173	2,215,855
DOD	6,703,102	6,913,967	7,129,678	6,932,392	6,392,223	6,155,416	6,588,379	6,604,318	6,700,418
DOE	143,384,951	144,128,064	148,414,237	147,987,700	138,938,440	133,218,113	135,465,041	132,527,431	131,319,828
DOH	25,726,039	25,496,454	25,404,262	25,887,669	26,223,535	24,971,055	24,371,917	24,497,573	24,873,107
DOT-Air	128,101,116	129,604,326	131,269,766	133,988,212	129,019,506	128,113,598	127,666,443	128,389,225	127,970,832
DOT-Har	10,315,114	10,702,082	11,374,640	11,325,990	9,552,067	8,129,950	7,373,193	7,192,720	7,116,497
DOT-Hwy	28,804,170	28,203,362	28,303,605	27,941,938	26,439,690	25,755,668	27,418,651	27,596,912	29,021,982
FTZ	921,920	1,044,160	1,011,840	1,033,600	895,680	934,400	876,480	848,960	875,840
HCDA	1,150,027	252,285	322,151	318,810	312,752	677,124	664,687	680,784	675,715
HHFDC	3,040,980	3,142,688	5,430,162	5,832,603	5,485,910	5,205,445	4,864,788	4,710,361	4,283,737
HPHA	18,456,206	18,567,637	19,235,873	18,884,841	18,481,809	18,553,412	18,061,647	14,574,257	14,879,805
HHSC	20,127,174	18,553,340	18,804,930	18,146,647	17,914,301	18,172,891	18,672,780	19,408,341	22,372,102
HSPLS	8,477,520	8,512,526	8,890,675	8,714,828	8,181,762	7,654,276	7,648,544	7,200,646	7,483,025
HTA-CC	7,389,600	8,715,000	8,056,800	7,848,600	6,525,600	5,777,400	6,214,200	6,256,800	5,949,600
NELHA	4,270,831	3,917,223	4,035,528	4,178,093	4,500,456	4,500,909	4,832,161	5,686,924	6,215,139
PSD	21,966,423	21,584,032	20,839,695	20,431,439	19,074,360	17,861,646	17,172,764	16,234,221	14,995,051
UH	185,299,794	200,215,505	195,556,630	193,639,569	182,226,984	180,454,008	183,610,659	181,965,682	189,753,699
Total	**678,185,677**	**694,545,300**	**702,501,532**	**701,719,061**	**661,566,232**	**643,349,633**	**647,115,738**	**636,692,267**	**645,877,438**

Table 2: Differences in Electricity Consumption (kWh) for Reported Years

Agency	FY05-FY06	%	FY06-FY07	%	FY07-FY08	%	FY08-FY09	%	FY09-FY10	%	FY10-FY11	%	FY11-FY12	%	FY12-FY13	%	FY05-FY13	%
AG	-622	-1.8	147	0.4	904	2.6	-1,959	-5.5	-666	-2.0	-324	-1.0	7,377	22.4	33,019	82.0	37,876	106.9
DAGS	548,325	1.1	2,017,992	4.1	447,739	0.9	-6,535,830	-12.5	-3,132,934	-6.9	-581,824	-1.4	-3,173,902	-7.6	-924,811	-2.4	-11,335,246	-23.0
DBEDT	-137,653	-27.7	251,587	70.1	-64,209	-10.5	221	0.0	182,753	33.4	-311,250	-42.7	-29,289	-7.0	158,697	40.8	50,857	10.2
DCCA	5,402	0.4	70,160	4.6	3,928	0.2	-23,285	-1.4	-144,215	-9.1	8,381	0.6	-56,381	-3.9	-454,787	-32.5	-590,798	-38.5
DHHL	211,991	9.3	493,356	19.8	403,328	13.5	302,910	8.9	-290,228	-7.9	-234,477	-6.9	112,833	3.6	-338,052	-10.3	661,661	29.0
DHS	149,354	3.9	38,841	1.0	-121,599	-3.0	-207,193	-5.3	-130,456	-3.5	-271,596	-7.6	-126,649	-3.8	76,491	2.4	-592,807	-15.4
DLIR	69,982	21.2	-6,055	-1.5	-21,016	-5.3	-74,164	-19.8	-15,211	-5.1	-17,070	-6.0	8,080	3.0	-9,511	-3.5	-64,965	-19.6
DLNR	135	0.0	173,911	5.0	20,056	0.6	-168,322	-4.6	-455,411	-13.1	-103,921	-3.4	-65,999	-2.3	383,221	13.4	-216,330	-6.3
DOA	95,026	3.4	388,470	13.3	-464,060	-14.0	-517,350	-18.2	-200,466	-8.6	-88,836	-4.2	27,635	1.4	149,682	7.2	-609,899	-21.6
DOD	210,865	3.1	215,711	3.1	-197,286	-2.8	-540,170	-7.8	-236,807	-3.7	432,963	7.0	15,939	0.2	96,100	1.5	-2,684	-0.0
DOE	743,113	0.5	4,286,173	3.0	-426,537	-0.3	-9,049,260	-6.1	-5,720,327	-4.1	2,246,928	1.7	-2,937,610	-2.2	-1,207,603	-0.9	-12,065,123	-8.4
DOH	-229,585	-0.9	-92,192	-0.4	483,407	1.9	335,866	1.3	-1,252,481	-4.8	-599,137	-2.4	125,656	0.5	375,534	1.5	-852,932	-3.3
DOT-Air	1,503,210	1.2	1,665,440	1.3	2,718,446	2.1	-4,968,706	-3.7	-905,908	-0.7	-447,155	-0.3	722,782	0.6	-418,393	-0.3	-130,284	-0.1
DOT-Har	386,968	3.8	672,558	6.3	-48,650	-0.4	-1,773,922	-15.7	-1,422,117	-14.9	-756,757	-9.3	-180,473	-2.4	-76,223	-1.1	-3,198,617	-31.0
DOT-Hwy	-600,808	-2.1	100,243	0.4	-361,667	-1.3	-1,502,249	-5.4	-684,021	-2.6	1,662,982	6.5	178,261	0.7	1,425,070	5.2	217,812	0.8
FTZ	122,240	13.3	-32,320	-3.1	21,760	2.2	-137,920	-13.3	38,720	4.3	-57,920	-6.2	-27,520	-3.1	26,880	3.2	-46,080	-5.0
HCDA	-897,742	-78.1	69,866	27.7	-3,341	-1.0	-6,058	-1.9	364,372	116.5	-12,437	-1.8	16,097	2.4	-5,069	-0.7	-474,312	-41.2
HHFDC	101,709	3.3	2,287,474	72.8	402,441	7.4	-346,693	-5.9	-280,465	-5.1	-340,657	-6.5	-154,426	-3.2	-426,624	-9.1	1,242,757	40.9
HPHA	111,431	0.6	668,237	3.6	-351,033	-1.8	-403,031	-2.1	71,603	0.4	-491,764	-2.7	-3,487,390	-19.3	305,548	2.1	-3,576,401	-19.4
HHSC	-1,573,834	-7.8	251,590	1.4	-658,283	-3.5	-232,346	-1.3	258,590	1.4	499,889	2.8	735,561	3.9	2,963,761	15.3	2,244,928	11.2
HSPLS	35,006	0.4	378,149	4.4	-175,847	-2.0	-533,066	-6.1	-527,486	-6.4	-5,732	-0.1	-447,898	-5.9	282,379	3.9	-994,495	-11.7
HTA-CC	1,325,400	17.9	-658,200	-7.6	-208,200	-2.6	-1,323,000	-16.9	-748,200	-11.5	436,800	7.6	42,600	0.7	-307,200	-4.9	-1,440,000	-19.5
NELHA	-353,608	-8.3	118,305	3.0	142,565	3.5	322,363	7.7	453	0.0	331,252	7.4	854,763	17.7	528,215	9.3	1,944,308	45.5
PSD	-382,391	-1.7	-744,337	-3.4	-408,256	-2.0	-1,357,079	-6.6	-1,212,715	-6.4	-688,882	-3.9	-938,542	-5.5	-1,239,170	-7.6	-6,971,372	-31.7
UH	14,915,711	8.0	-4,658,875	-2.3	-1,917,061	-1.0	-11,412,585	-5.9	-1,772,977	-1.0	3,156,651	1.7	-1,644,977	-0.9	7,788,017	4.3	4,453,905	2.4

Electricity Costs by State Agencies

In FY13 state agencies spent $209 million on electricity, $658,000, or 0.3%, more than in 2012 and double the amount spent in the baseline year 2005. This is the most that the state paid for electricity in a single fiscal year since FY05 and serves as a reminder that Hawai‘i’s nearly 80% dependence on imported petroleum to produce electricity results in kWh prices heavily influenced by the volatility of world oil markets. Since LBE began, overall state agency electricity costs were driven higher each year by rising oil prices despite kWh consumption decreases, which started in 2007. Electricity cost state agencies $104 million in baseline year 2005. Costs jumped by $25 million in 2006, another $4 million in 2007, $30 million in 2008, and $2 million in 2009. In FY10 overall state agency electricity costs declined by $20 million as a result of efficiency and relatively lower oil prices. Aside from FY10, costs have steadily risen each year. The cost totals for the fiscal years from 2005 to 2013 are given in Figure 3.

Figure 3: Comparison of State Electricity Utility Costs FY05 to FY13

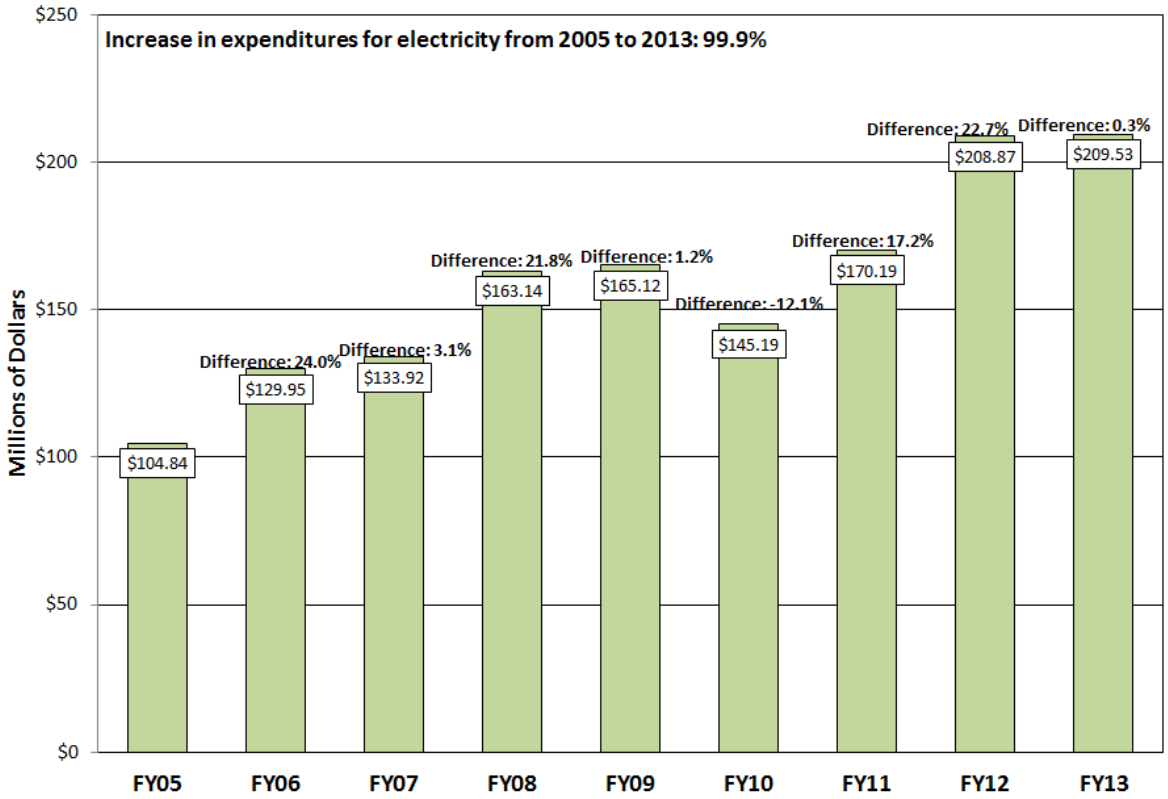

Since the beginning of LBE, agencies' energy bills have reflected the fluctuations in the price of oil and electricity. 2013 was no exception. Average electricity costs in Hawai'i increased 0.3% from the previous year. Energy savings can reduce costs from increasing oil prices and amplify declining oil prices. In 2013 average prices declined, which minimized the impact of the State's uptick in kWh consumption. Figure 4 shows the relationship between the price of oil, the price of electricity, overall cost to state agencies, and consumption as a percentage change from 2005 baseline figures.

Figure 4: Percent Change (over FY05) of Electricity Price, Cost, and Consumption

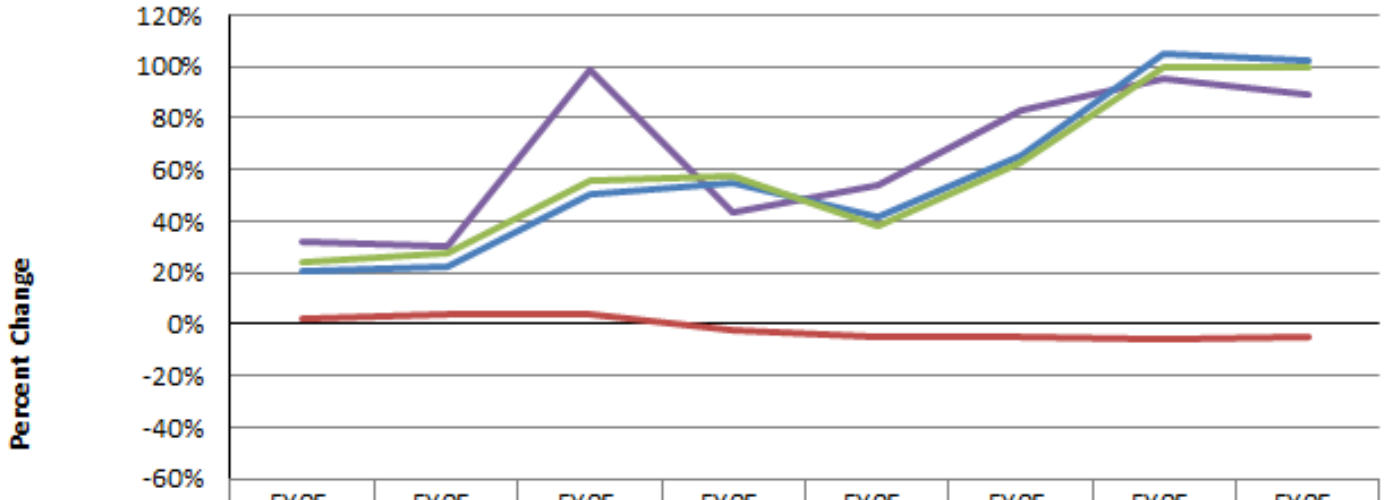

	FY05-06	FY05-07	FY05-08	FY05-09	FY05-10	FY05-11	FY05-12	FY05-13
Price of Oil ($/bbl)	31.8%	30.0%	99.1%	43.0%	54.2%	83.1%	94.9%	89.1%
Total State Avg Retail Price (All Sectors; $/KWH)	20.9%	22.1%	50.5%	54.5%	41.8%	65.5%	104.5%	102.2%
Total SOH Building Electricity Cost ($)	24.0%	27.7%	55.6%	57.5%	38.5%	62.3%	99.2%	99.9%
KWH	2.4%	3.6%	3.5%	-2.5%	-5.1%	-4.6%	-6.1%	-4.8%

Sources: NYMEX WTI Future Price; EIA-826 ; Utilty (HECO, MECO, HELCO, & KIUC) Billing data

Figure 5: Savings and Costs from Baseline

Overall electricity costs to state agencies have steadily increased as a result of rising energy prices, but state agencies have created cost savings by decreasing their energy consumption over time. In Figure 5 below the gold area represents the additional cost burden had the state maintained the level of consumption of baseline year 2005. FY 2009 was the first year since the start of LBE that energy use was below the baseline levels. Over the years electricity use below baseline levels has yielded cost savings when compared against the potential costs of not implementing energy efficiency. In FY13 increased energy efficiency saved the state approximately $10.5 million.

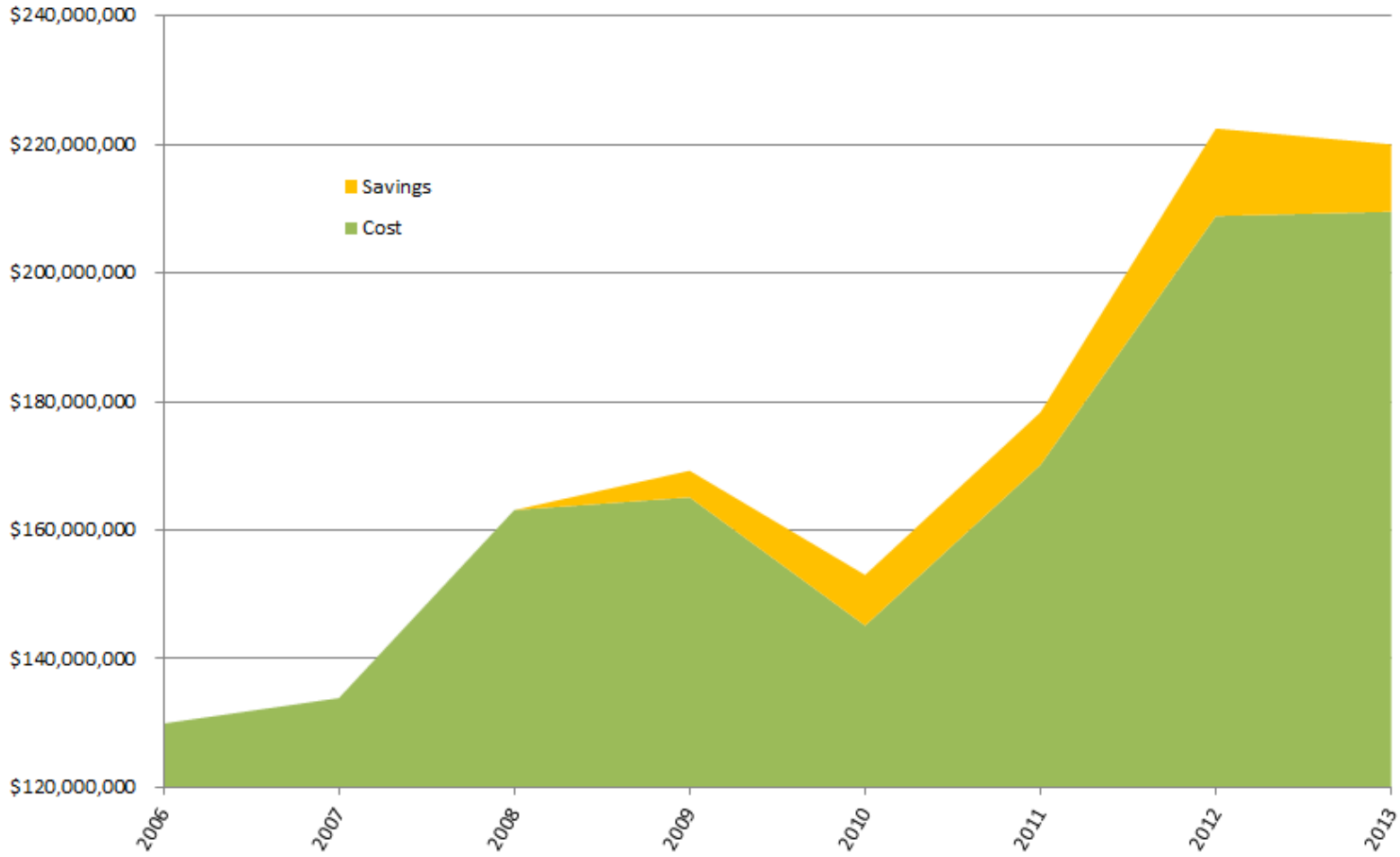

Figure 6: Annual and Cumulative Cost Savings

Overall electricity costs to state agencies have steadily increased as a result of rising energy prices, but state agencies have created cost savings by decreasing their energy consumption over time. Figure 6 shows the results of energy efficiency in terms of annual cost savings and cumulative cost savings. During the first two years of LBE (FY 2006 and FY 2007) energy use increased resulting in higher costs. Despite energy savings in FY 2008 energy use was still above baseline levels. FY 2009 was the first year that energy use fell below baseline levels. FY 2011 was the first year that cumulative cost savings were realized. Continued energy savings in the years since have produced increasing cost savings. Since baseline year 2005 state agencies have cumulatively saved over $31.1 million.

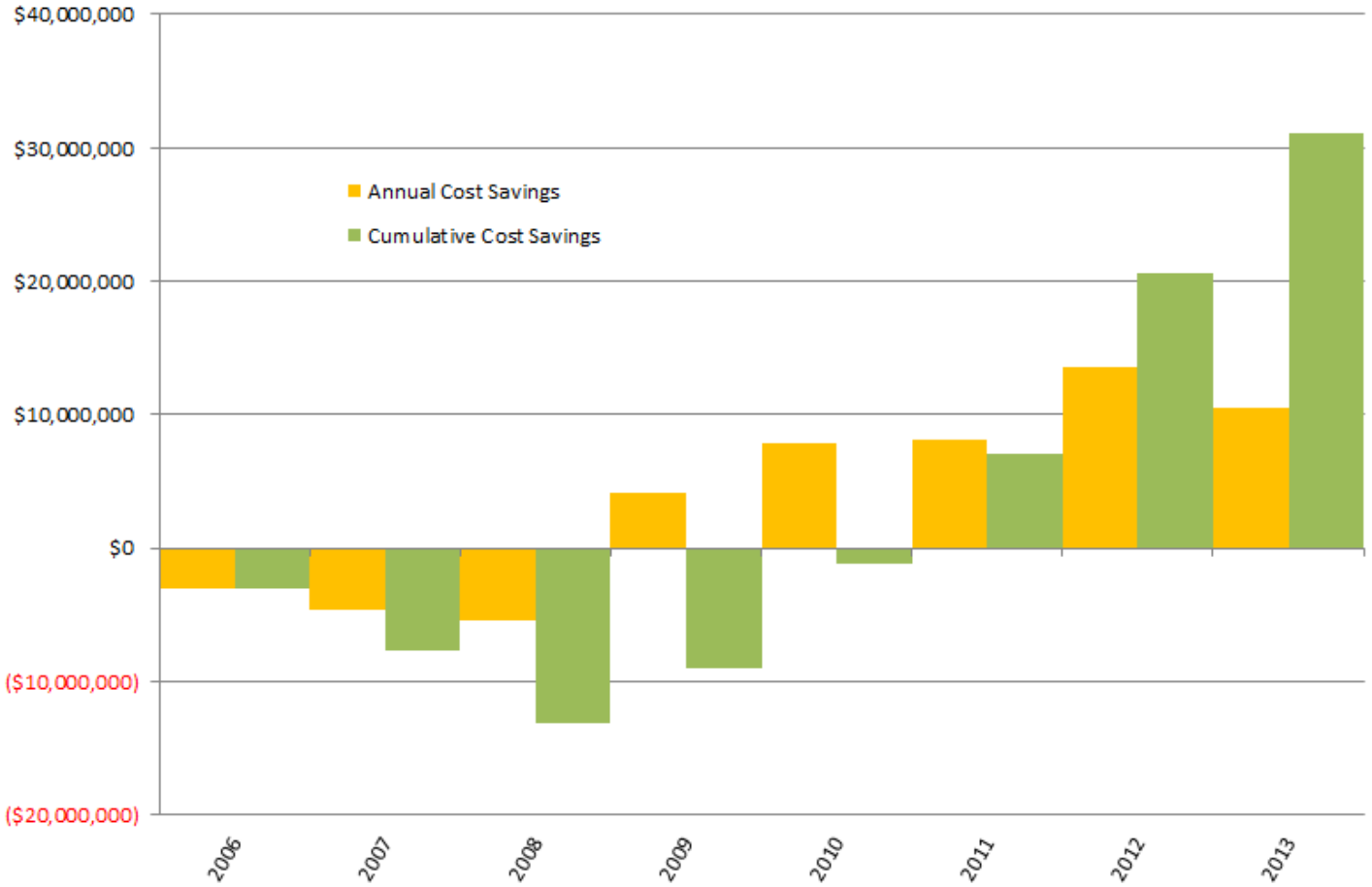

Agencies are actively addressing their energy consumption with methods such as performance contracting, retrofitting lights, tinting windows, replacing aging air conditioning systems, and assessing the potential for solar water heating. Some are also producing electricity with renewable energy systems that reduce the amount of electricity that is bought from the utility. Electricity costs for each agency are reported by fiscal year in Figure 7 below.

Figure 7: Cost of Purchased Electricity by Agency from FY05 to FY13

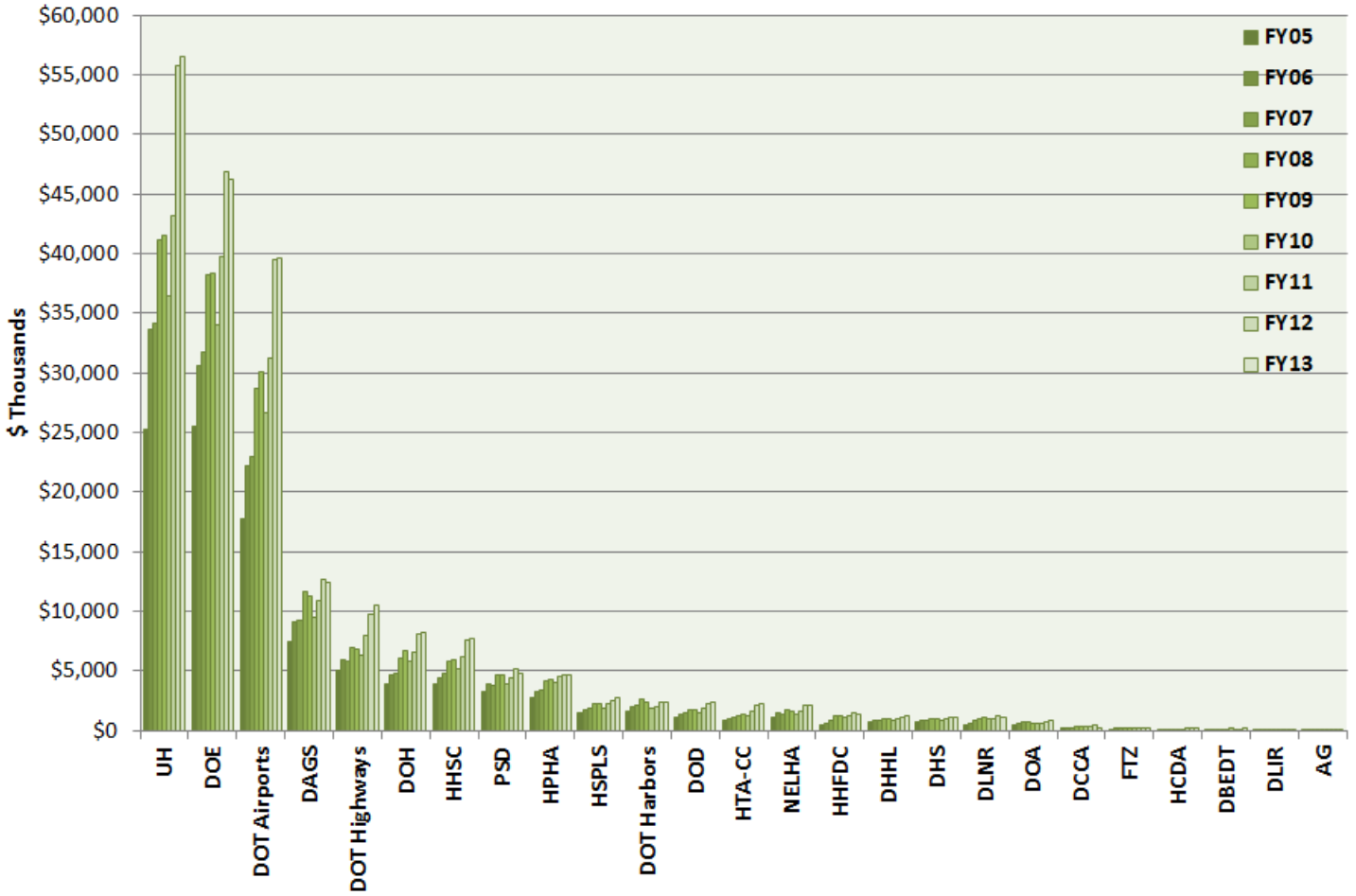

Agencies' electricity costs for fiscal years 2005 through 2013 are shown in Table 3. Table 4 lists the differences in dollars paid for utility electricity from year to year and the percentage change between years.

Table 3: Cost of Electricity Purchased by State Agencies

Agency	FY05	FY06	FY07	FY08	FY09	FY10	FY11	FY12	FY13
AG	$10,741	$11,632	$12,204	$14,626	$12,843	$11,996	$13,483	$18,097	$33,843
DAGS	$7,482,710	$9,092,737	$9,310,630	$11,667,310	$11,226,894	$9,499,992	$10,845,266	$12,719,135	$12,447,999
DBEDT	$115,698	$89,907	$124,219	$139,262	$158,482	$186,947	$138,484	$154,356	$203,588
DCCA	$219,025	$268,360	$273,982	$347,577	$362,075	$309,522	$367,715	$437,716	$285,846
DHHL	$489,457	$628,181	$811,352	$1,031,764	$1,128,121	$946,675	$1,014,414	$1,233,053	$1,145,363
DHS	$682,243	$847,648	$869,025	$1,011,941	$1,004,178	$896,555	$960,112	$1,113,638	$1,146,455
DLIR	$80,885	$116,710	$116,422	$130,371	$115,599	$99,715	$104,559	$121,781	$113,537
DLNR	$705,898	$841,123	$889,243	$1,057,708	$1,044,212	$860,711	$955,276	$1,091,596	$1,249,311
DOA	$545,360	$647,465	$789,592	$793,773	$650,222	$559,057	$615,400	$757,205	$816,395
DOD	$1,163,226	$1,422,139	$1,492,829	$1,741,314	$1,703,990	$1,487,429	$1,893,211	$2,304,127	$2,355,608
DOE	$25,567,384	$30,610,076	$31,805,744	$38,173,389	$38,407,151	$33,970,650	$39,696,016	$46,877,884	$46,279,492
DOH	$3,934,069	$4,728,875	$4,759,470	$6,022,990	$6,682,947	$5,771,076	$6,633,200	$8,160,569	$8,182,958
DOT-Air	$17,761,072	$22,259,323	$22,920,171	$28,641,831	$30,078,400	$26,677,716	$31,291,001	$39,437,124	$39,569,947
DOT-Har	$1,648,777	$2,044,297	$2,136,409	$2,663,999	$2,422,545	$1,941,251	$2,047,988	$2,441,708	$2,422,425
DOT-Hwy	$5,010,087	$5,905,006	$5,782,916	$6,979,978	$6,883,710	$6,319,180	$7,987,387	$9,781,679	$10,486,898
FTZ	$134,290	$180,726	$174,446	$221,373	$206,781	$200,512	$222,800	$268,294	$274,659
HCDA	$149,278	$53,436	$61,014	$74,315	$78,566	$166,956	$186,974	$238,294	$237,884
HHFDC	$449,366	$568,198	$910,554	$1,243,518	$1,256,511	$1,101,118	$1,215,786	$1,491,542	$1,358,923
HPHA	$2,726,530	$3,308,536	$3,427,260	$4,229,350	$4,314,956	$4,023,549	$4,572,759	$4,691,182	$4,741,098
HHSC	$3,982,094	$4,415,497	$4,801,818	$5,866,179	$6,007,542	$5,181,870	$6,254,696	$7,662,832	$7,794,172
HSPLS	$1,533,815	$1,808,919	$1,893,315	$2,244,370	$2,249,731	$1,946,842	$2,272,193	$2,572,214	$2,762,892
HTA-CC	$1,104,124	$1,520,889	$1,411,445	$1,717,207	$1,582,841	$1,356,185	$1,686,670	$2,134,841	$2,082,093
NELHA	$871,574	$1,015,139	$1,071,918	$1,313,291	$1,425,614	$1,301,215	$1,603,147	$2,175,217	$2,270,003
PSD	$3,264,187	$3,951,300	$3,848,077	$4,689,674	$4,634,448	$3,897,911	$4,385,946	$5,170,862	$4,788,850
UH	$25,206,974	$33,613,946	$34,221,881	$41,121,936	$41,486,486	$36,472,221	$43,222,011	$55,812,609	$56,476,146
Total	**$104,838,864**	**$129,950,063**	**$133,915,937**	**$163,139,046**	**$165,124,841**	**$145,186,849**	**$170,186,494**	**$208,867,554**	**$209,526,385**

Table 4: Differences in Cost of Electricity for Reported Years ($)

Agency	FY05-FY06	%	FY06-FY07	%	FY07-FY08	%	FY08-FY09	%	FY09-FY10	%	FY10-FY11	%	FY11-FY12	%	FY12-FY13	%	FY05-FY13	%
AG	892	8.3	571	4.9	2,422	19.8	-1,783	-12.2	-847	-6.6	1,488	12.4	4,614	34.2	15,746	87.0	23,102	215.1
DAGS	1,610,028	21.5	217,892	2.4	2,356,681	25.3	-440,417	-3.8	-1,726,902	-15.4	1,345,274	14.2	1,873,870	17.3	-271,136	-2.1	4,965,289	66.4
DBEDT	-25,792	-22.3	34,312	38.2	15,043	12.1	19,220	13.8	28,464	18.0	-48,462	-25.9	15,872	11.5	49,232	31.9	87,890	76.0
DCCA	49,335	22.5	5,622	2.1	73,595	26.9	14,498	4.2	-52,553	-14.5	58,194	18.8	70,001	19.0	-151,870	-34.7	66,821	30.5
DHHL	138,723	28.3	183,172	29.2	220,412	27.2	96,357	9.3	-181,446	-16.1	67,739	7.2	218,639	21.6	-87,690	-7.1	655,905	134.0
DHS	165,405	24.2	21,378	2.5	142,915	16.4	-7,762	-0.8	-107,623	-10.7	63,557	7.1	153,526	16.0	32,817	2.9	464,212	68.0
DLIR	35,825	44.3	-288	-0.2	13,948	12.0	-14,771	-11.3	-15,884	-13.7	4,844	4.9	17,222	16.5	-8,244	-6.8	32,652	40.4
DLNR	135,225	19.2	48,120	5.7	168,465	18.9	-13,497	-1.3	-183,501	-17.6	94,565	11.0	136,320	14.3	157,715	14.4	543,413	77.0
DOA	102,105	18.7	142,127	22.0	4,181	0.5	-143,552	-18.1	-91,165	-14.0	56,342	10.1	141,805	23.0	59,190	7.8	271,034	49.7
DOD	258,913	22.3	70,690	5.0	248,485	16.6	-37,324	-2.1	-216,561	-12.7	405,782	27.3	410,916	21.7	51,481	2.2	1,192,382	102.5
DOE	5,042,692	19.7	1,195,668	3.9	6,367,645	20.0	233,761	0.6	-4,436,501	-11.6	5,725,366	16.9	7,181,869	18.1	-598,392	-1.3	20,712,108	81.0
DOH	794,806	20.2	30,595	0.6	1,263,520	26.5	659,956	11.0	-911,871	-13.6	862,124	14.9	1,527,369	23.0	22,390	0.3	4,248,890	108.0
DOT-Air	4,498,251	25.3	660,848	3.0	5,721,661	25.0	1,436,569	5.0	-3,400,684	-11.3	4,613,285	17.3	8,146,123	26.0	132,823	0.3	21,808,875	122.8
DOT-Har	395,521	24.0	92,112	4.5	527,590	24.7	-241,454	-9.1	-481,294	-19.9	106,738	5.5	393,719	19.2	-19,282	-0.8	773,649	46.9
DOT-Hwy	894,919	17.9	-122,090	-2.1	1,197,061	20.7	-96,268	-1.4	-564,530	-8.2	1,668,207	26.4	1,794,291	22.5	705,219	7.2	5,476,810	109.3
FTZ	46,437	34.6	-6,281	-3.5	46,927	26.9	-14,592	-6.6	-6,268	-3.0	22,288	11.1	45,494	20.4	6,365	2.4	140,369	104.5
HCDA	-95,842	-64.2	7,579	14.2	13,301	21.8	4,251	5.7	88,390	112.5	20,018	12.0	51,320	27.4	-411	-0.2	88,606	59.4
HHFDC	118,831	26.4	342,356	60.3	332,964	36.6	12,993	1.0	-155,392	-12.4	114,667	10.4	275,757	22.7	-132,620	-8.9	909,556	202.4
HPHA	582,006	21.3	118,724	3.6	802,090	23.4	85,606	2.0	-291,407	-6.8	549,210	13.6	118,423	2.6	49,916	1.1	2,014,568	73.9
HHSC	433,404	10.9	386,321	8.7	1,064,360	22.2	141,363	2.4	-825,672	-13.7	1,072,826	20.7	1,408,136	22.5	131,340	1.7	3,812,078	95.7
HSPLS	275,104	17.9	84,396	4.7	351,055	18.5	5,361	0.2	-302,889	-13.5	325,352	16.7	300,020	13.2	190,678	7.4	1,229,077	80.1
HTA-CC	416,764	37.7	-109,443	-7.2	305,761	21.7	-134,366	-7.8	-226,656	-14.3	330,485	24.4	448,171	26.6	-52,748	-2.5	977,968	88.6
NELHA	143,565	16.5	56,780	5.6	241,373	22.5	112,323	8.6	-124,399	-8.7	301,932	23.2	572,070	35.7	94,786	4.4	1,398,429	160.4
PSD	687,113	21.1	-103,222	-2.6	841,597	21.9	-55,226	-1.2	-736,537	-15.9	488,035	12.5	784,916	17.9	-382,011	-7.4	1,524,664	46.7
UH	8,406,972	33.4	607,935	1.8	6,900,055	20.2	364,550	0.9	-5,014,265	-12.1	6,749,789	18.5	12,590,598	29.1	663,538	1.2	31,269,172	124.0

As stated above, since the beginning of LBE, oil prices have driven overall electricity costs higher despite agencies using less electricity. This dynamic is illustrated in Figure 8 below.

Figure 8: Consumption and Cost Percentage Change from FY05 to FY13 by Agency

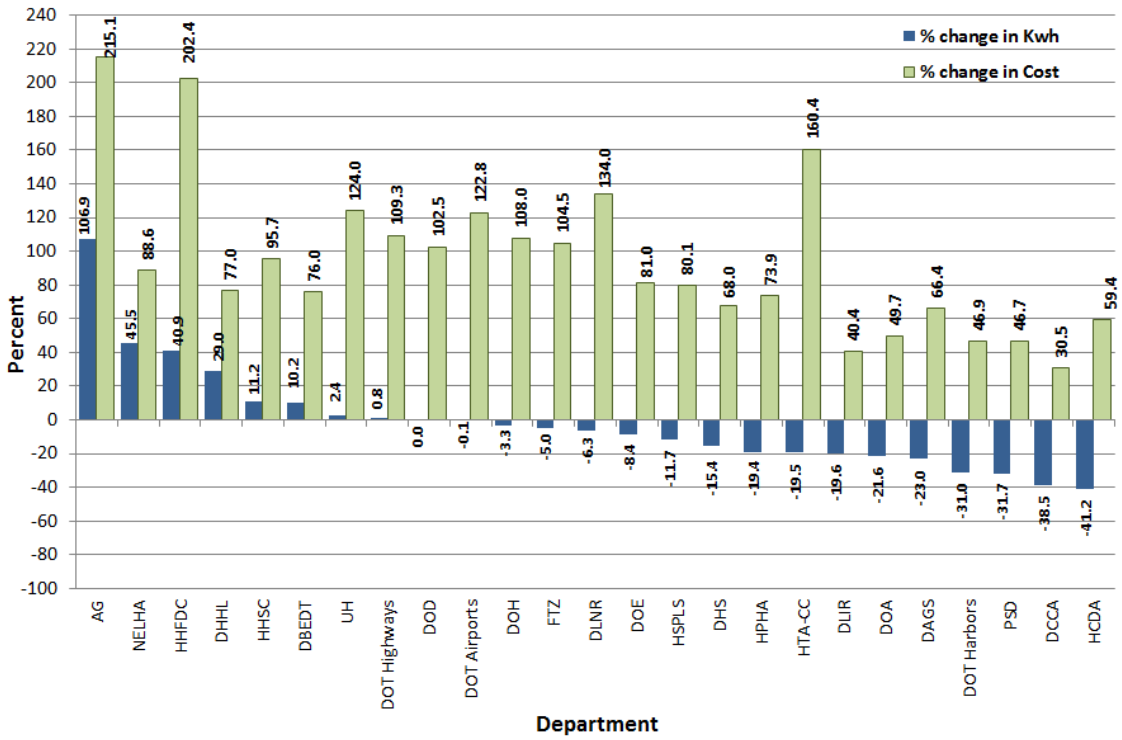

Since 2005, while 16 departments managed to decrease total electricity use, no agency was able to decrease costs. For example, the Department Health (DOH), the Hawai‘i State Public Library System (HSPLS), the Department of Labor and Industrial Relations (DLIR), and the Department of Commerce and Consumer Advocacy (DCCA) decreased their kWh consumption by 3.3%, 11.7%, 19.6%, and 38.5% respectively, between 2005 and 2013, but their electricity bills all rose by more than 30% during the same period.

Efficiency in Buildings

Applying energy efficiency to the design, construction and operation of buildings is becoming a standard practice in Hawai‘i. The State of Hawai‘i is active in several “green building” initiatives and now requires LEED Silver certification, to the extent possible, for new construction and major renovation. In addition to energy savings, LEED Silver standards dictate improved indoor environmental quality, which has been linked to reduced absenteeism, up to 16% increased productivity, 20% better test performance in schools, and an average of 2½ days earlier discharge from hospitals.[1]

Leadership in Energy and Environmental Design (LEED) is a program of the internationally recognized nonprofit U.S. Green Building Council (USGBC). DBEDT joined the Council in 2006; its membership on behalf of the State of Hawai‘i allows all state employees access to USGBC publications and training sessions at a reduced cost, as well as exclusive online reports, participation in local USGBC chapter events, and reduced LEED project registration and certification fees. In 2005 there was only one LEED Accredited Professional (LEED AP) working for the state. Now, there are over 30 LEED APs on staff. Other employees are in training to take the various LEED exams. The following state buildings are LEED certified, under review for LEED certification, or under construction.

Completed

	Year	Building	Level	Program	Agency
1	2012	Airport Lounge (HNL)	Silver	LEED CI	DOT-Airports
2	2012	State Office Tower	Gold	LEED EBOM	DAGS/DBEDT
3	2012	Baldwin High School Library	Gold	LEED Schools	DOE
4	2012	Manoa Public Library	Gold	LEED NC	HSPLS/DAGS
5	2011	Kohala Public Library	Gold	LEED NC	HSPLS
6	2011	Keaukaha Military Reservation	Silver	LEED NC	DAGS
7	2011	Ewa Makai Middle School	Gold	LEED Schools	DOE
8	2011	Center for Microbial Oceanography Research and Education	Platinum	LEED NC	UH-Manoa
9	2008	Frear Hall Residence Housing	Silver	LEED NC	UH-Manoa
10	2007	Waipahu Intermediate School Cafeteria	Certified	LEED Schools	DOE
11	2007	Imiloa Astronomy Center	Certified	LEED NC	UH-Hilo
12	2005	John A. Burns School of Medicine	Certified	LEED NC	UH
13	2005	Hawaii Gateway Energy Center	Platinum	LEED NC	NELHA

Completed - Under Review by Green Building Certification Institute (GBCI) to Verify for Certification

	Year	Building	Level	Program	Agency
14	2013	Puu Kukui Elementary - Maui	Silver	LEED Schools	DOE
15	2013	Library and Learning Center	Silver	LEED NC	UHCC-Windward
16	2013	Lanai High and Elementary School	Gold	LEED Schools	DOE
17	2013	Science Facility - Ike Lea	Gold	LEED NC	UH-Maui
18	2013	Information Technology Center	Silver	LEED NC	UH-Manoa
19	2013	Campus Center Renovation and Addition	Silver	LEED NC	UH-Manoa
20	2013	New Dance Building	Gold	LEED NC	UH-Manoa
21	2012	Webster Hall Translational Health Science Simulation Center	Silver	LEED NC	UH-Manoa
22	2010	Student Life Complex	Gold	LEED NC	UH-Hilo

Under Construction

	Year	Building	Level	Program	Agency
23	2013	DAGS Hawaii District Office, Kona Baseyard	Silver	LEED NC	DAGS
24	2013	DAGS Hawaii District Office, Hilo Baseyard	Silver	LEED NC	DAGS
25	2013	Living Learning Community Phase 2	Silver	LEED NC	UH-Hilo
26	2013	Palamanui Campus, Phase 1A & Phase 1B	Platinum	LEED NC	UHCC-Hawaii
27	2012	Aiea Public Library	Silver	LEED NC	HSPLS
28	2012	Education and Innovation Instructional Facility	Silver	LEED NC	UHCC-Leeward
29	2012	Hale Aloha	Silver	LEED NC	UHCC-Hawaii
30	2012	Edmundson Hall	Silver	LEED NC	UH-Manoa
31	2012	Gartley Hall Renovation	Silver	LEED NC	UH-Manoa
32	2012	Clarence T.C. Ching Complex	Silver	LEED NC	UH-Manoa
33	2011	Hawaiian Language Building	Silver	LEED NC	UH-Hilo
34	2011	Student Services Building Addition and Renovation	Silver	LEED NC	UH-Hilo
35	2011	New Campus Development	Silver	LEED NC	UH-West Oahu
36	2011	Cancer Research Center of Hawaii	Gold	LEED NC	UH-Manoa

[1] Source: Garzone, C. (2006). U.S. Green Building Council and the LEED™ Green Building Rating System

The following buildings are in the process to become LEED certified:

	Other					
	Year	Building	Level	Program	Agency	Phase
37	NA	Onizuka Space Center KOA, phase II (interior finishes)	Silver	LEED NC	DOT-Airports	Construction to start 2014
38	NA	Kamamalu Building	Silver	LEED NC	DAGS/DOH	Construction to start 9/2014
39	NA	Onizuka Space Center KOA, phase I (building shell only)	Silver	LEED NC	DOT-Airports	Construction to start mid 2013
40	NA	Maui Regional Public Safety Complex	Silver	LEED NC	DAGS/PSD	Design
41	NA	Former Lihue Courthouse Renovations	Silver	LEED NC	DAGS	Design
42	NA	Kekuanaoa Building, Basement and First Floor Office Renovation	Silver	LEED NC	DAGS	Design
43	NA	Kapolei II Elementary School	Silver	LEED Schools	DOE	Design
44	NA	Kapaa Elementary School Library	Silver	LEED Schools	DOE	Design
45	NA	Hawaii State Hospital New Forensic Facility	Silver	LEED NC	DOH	Design
46	NA	Commuter Terminal (HNL)	Silver	LEED NC	DOT-Airports	Design
47	NA	Mauka concourse (HNL)	Silver	LEED NC	DOT-Airports	Design
48	NA	Maintenance and Cargo facility (HNL)	Silver	LEED NC	DOT-Airports	Design
49	NA	Consolidated Car Rental Facility (HNL)	Silver	LEED NC	DOT-Airports	Design
50	NA	ARFF ITO	Silver	LEED NC	DOT-Airports	Design
51	NA	Consolidated Car Rental Facility OGG	Silver	LEED NC	DOT-Airports	Design
52	NA	Nanakuli Public Library	Silver	LEED NC	HSPLS	Design
53	NA	Advanced Technology Training Center	Silver	LEED NC	UHCC-Honolulu	Design
54	NA	Culinary Institute of the Pacific	Silver	LEED NC	UHCC-Kapiolani	Design
55	NA	Institute of Marine Biology Coconut Island Biology Research Laboratories	Gold	LEED NC	UH	Design
56	NA	Snyder Hall renovation	Gold	LEED NC	UH-Manoa	Design
57	NA	Kuykendall Hall renovation	Gold	LEED NC	UH-Manoa	Design
58	NA	Kennedy Performance Arts Alliance	Silver	LEED NC	UH - Manoa	Funded for Design
59	NA	Pacific Regional Biosafety Laboratory	Silver	LEED NC	UH - Manoa	Funded for Design and Construction
60	NA	School of Law Addition and Renovation	Silver	LEED NC	UH - Manoa	Funded for Planning
61	NA	Waimano Ridge	Silver	LEED NC	DAGS/DOH	Planned
62	NA	New Transitional Housing	Silver	LEED NC	PSD	Planned
63	NA	Oahu Regional Complex	Silver	LEED NC	PSD	Planned
64	NA	Kauai Regional Complex	Silver	LEED NC	PSD	Planned
65	NA	College of Education	Silver	LEED NC	UH - Manoa	Planned
66	NA	Gateway Center Office Structure	Platinum	LEED NC	NELHA	Planned
67	NA	College of Pharmacy	Silver	LEED NC	UH-Hilo	Planned and Designed
68	NA	New Classroom Building	Silver	LEED NC	UH - Manoa	Planning
69	NA	CSD Admin	Silver	LEED NC	DAGS	Registered
70	NA	Kihei High School	Silver	LEED NC	DOE	Planned
71	NA	Kauai Community Correctional Center, New Segregation Housing	Silver	LEED NC	DAGS	Scope Assessment
72	NA	Koloa Public Library	Silver	LEED NC	HSPLS	Site Recommendation with Planning, Design, and Research

Hawai'i High Performance School Guidelines, developed by DBEDT in cooperation with DOE, which provide guidance for design consultants, will still be used when applicable to achieve LEED requirements in school buildings. DBEDT, working with DAGS, has developed guidelines for design and construction which can be applied toward meeting LEED requirements.

Act 155, signed into law in 2009, requires all existing state buildings that are either larger than 5,000 square feet or use more than 8,000 kWh of electricity per year to be benchmarked. Benchmarking is a process which involves calculating the building's annual energy consumption per square foot. Buildings are given an "energy usage intensity" (EUI) score, allowing buildings to be quickly compared and identify areas for improving energy efficiency. DBEDT has offered several training sessions on U.S. Environmental Protection Agency's (EPA) Portfolio Manager to state employees and assisted a number of agencies in completing the benchmarking. Portfolio Manager is an online tool available for benchmarking a building's energy use.

Benchmarking is also a way of evaluating whether buildings are potential candidates for ENERGY STAR® status. ENERGY STAR® is a joint program of the U.S. EPA and the U.S. Department of Energy (USDOE) to protect the environment and reduce costs through energy-efficient products and practices. ENERGY STAR®

certified buildings rank in the top quartile of an EPA performance rating system calculated from actual energy use of similar existing buildings in the nation. ENERGY STAR® certified buildings also must qualify for thermal comfort while meeting lighting, ventilation, and indoor air quality requirements.

To date 277 state buildings have been benchmarked and the twenty-one (21) state facilities listed below have achieved ENERGY STAR® status; some of which have received annual certification more than once.

- Kakuhihewa Building (Kapolei State Building)
- Leiopapa A Kamehameha Building (State Office Tower)
- Abner Paki Hale Courthouse
- Hilo State Office Building
- Keoni Ana Building
- Waipahu Civic Center
- Kāneʻohe Elementary School
- Kāneʻohe Civic Center
- Wahiawa Civic Center
- OR&L Main
- AAFES Building
- King Kalākaua Building
- Hoʻopono
- State Capitol Building
- Ala Moana Health Center
- Diamond Head Health Center
- Ke'elikolani Building
- Leeward Health Center
- ʻAiea High School
- Kekūanāoa
- Uluakupu (Building 4)

To ensure that buildings function as efficiently as possible, commissioning and retro-commissioning processes are being employed. Commissioning is applied to new buildings, while retro-commissioning optimizes an existing building's operation and maintenance.

DAGS is also the state's lead agency for energy performance contracting, a proven method of implementing energy efficiency capital projects without requiring up-front funds. DAGS developed a prequalified list of Energy Service Companies and set of boilerplate documents which may be used by State and County agencies to solicit performance contracting proposals. In FY13 DAGS, in conjunction with DBEDT, worked with other agencies to initiate performance contracts for DAGS Phase II and buildings owned/managed by DOT, PSD, and UHCC.

Rebates Save Money at State Facilities

Since 1996 many public agencies have taken advantage of rebate programs. In the past, the utilities had provided rebates for both retrofit and new construction in the areas of lighting, motors, and heating/ventilation/air conditioning (HVAC) and also supported customized approaches. In FY10 following state law, the Public Utilities Commission (PUC) selected a third-party public benefits fund administrator, Hawai‘i Energy, to implement the rebate programs.

More than $7.27 million in rebates have been provided by the Hawai‘ian Electric Company, Inc. (HECO), its subsidiaries, and Hawai‘i Energy to State of Hawai‘i executive agencies from 1996 through 2013. In FY13 state agencies received $397,124 in rebates. Savings in 2013 from retrofits and new construction was 86,804 MWh, enough to power 11,700 homes in Hawai‘i for that year. The utility costs and energy savings are expected to grow to over $350 million and 1,236,760 MWh, respectively, over the life of the energy-efficient equipment.[2] Over the life of the equipment, the savings are equivalent to approximately 167,000 households’ annual electricity use.[3]

Figure 9: Rebates since 1996, by Agency

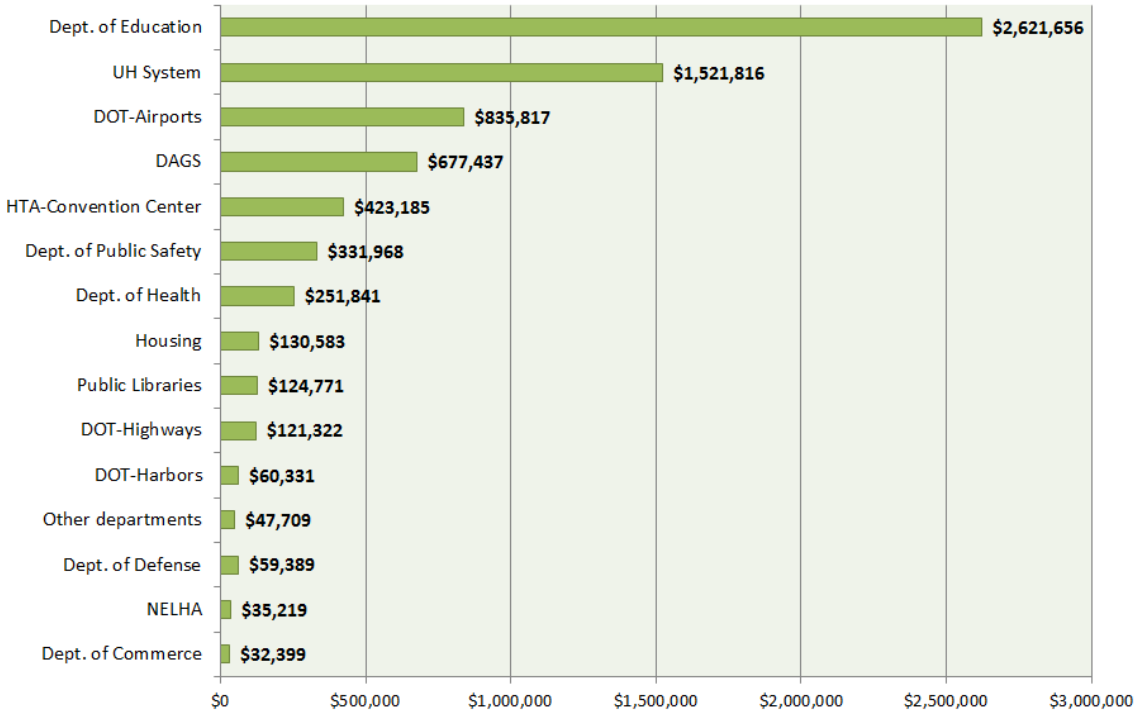

[2] For this report, it was assumed that the average life of appliances, custom, motor and cooling equipment is 15 years, while lighting is 14 years and water heating 10 years. (Source: 2004 HECO IRP, Appendix 11)

[3] Figures representing number of households’ annual electricity consumption were calculated using data from Hawai‘i Energy, which shows that average household consumption per month in Hawai‘i for 2010 is 615 kWh. The average annual consumption for Hawai‘i households is approximately 7380 kWh. (Source: HECO)

The DOE and the UH system have been the largest beneficiaries of rebates, receiving over $2.6 million and $1.5 million respectively since 1996, as shown above in Figure 7. The "Housing" rebates were provided to the Housing and Community Development Corporation of Hawai'i (HCDCH), which was reorganized in 2005 into two agencies, Hawai'i Public Housing Authority (HPHA) and Hawai'i Housing Finance and Development Corporation (HHFDC).

The state agencies receiving rebates from the HECO utilities saved an additional $169,354 to $2.6 million per year on their electricity bills from 1996 to June 30, 2012. In total the agencies have saved $130 million during the same period.[4] Annual cost savings for state executive agencies are depicted in Figure 10.

Figure 10: State Agency Rebate Savings ($) from HECO since 1996

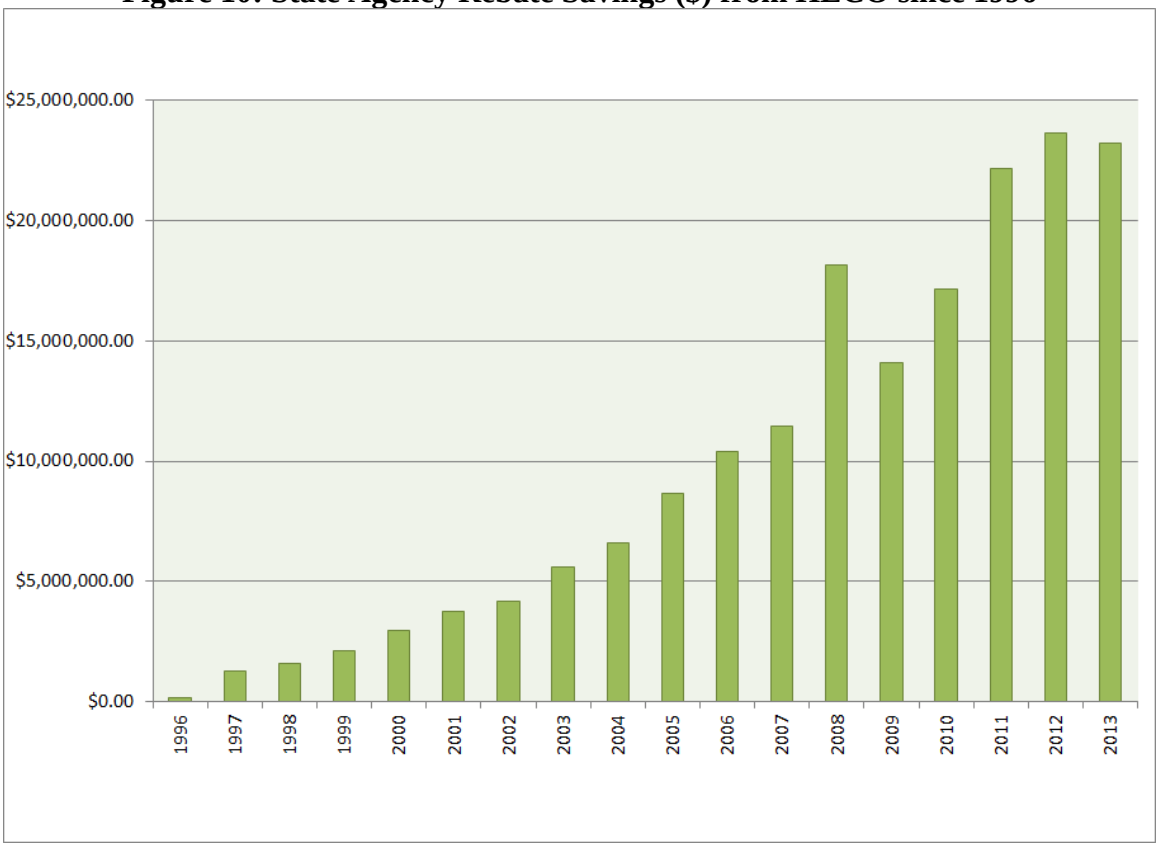

[4] This figure was calculated by adding up the estimated annual cost savings from 1996. Estimated annual cost savings were calculated by multiplying the kWh savings by the average cost of electricity per kWh (Source: Energy Information Administration) during each year going back to 1996. It should be noted that the annual savings are cumulative, since equipment installed in one year continues to offer savings over time.

Since 1996 an estimated total of 799 million kWh have been saved through rebates at state facilities. This is enough to power approximately 108,000 households for a year.[5] Annual electricity savings (kWh) due to state agency participation in utility efficiency rebate programs since 1996 are depicted in Figure 11.

Figure 11: Annual State Energy Savings from HECO Rebate Programs since 1996

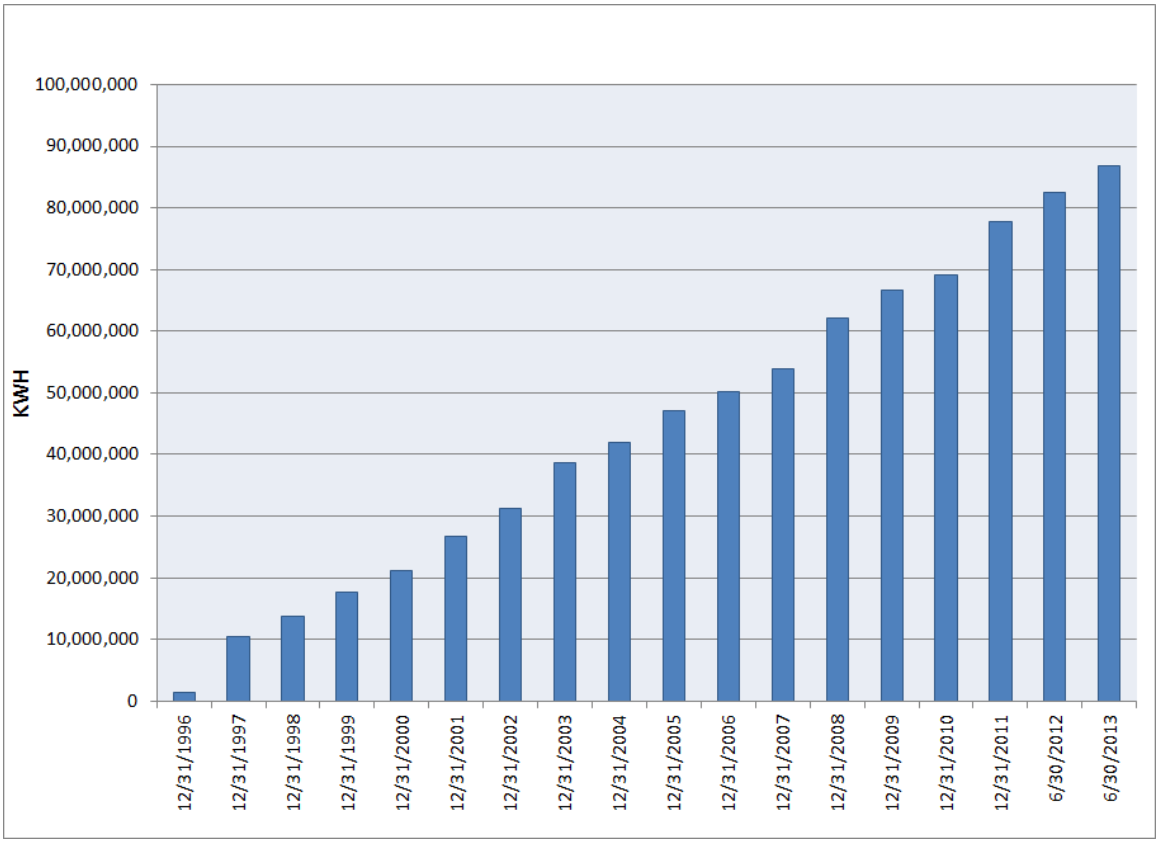

[5] Figures representing number of households' annual electricity consumption were calculated using data from Hawai'i Energy, which shows that average household consumption per month in Hawai'i for 2010 is 615 kWh. The average annual consumption for Hawai'i households is approximately 7380 kWh. (Source: HECO)

In 2012 lighting retrofits accounted for approximately 55 million kWh of electricity savings, representing 64% of the total. Space cooling saved an additional 11.9 million kWh and custom retrofits saved 12.9 million kWh. Other rebates were provided for motors, water heating, and appliances. State agencies' 2012 energy savings due to utility rebate programs broken down by technology are depicted in Figure 12.

Figure 12: Rebate Energy Savings (kWh) by Technology in 2013[6]

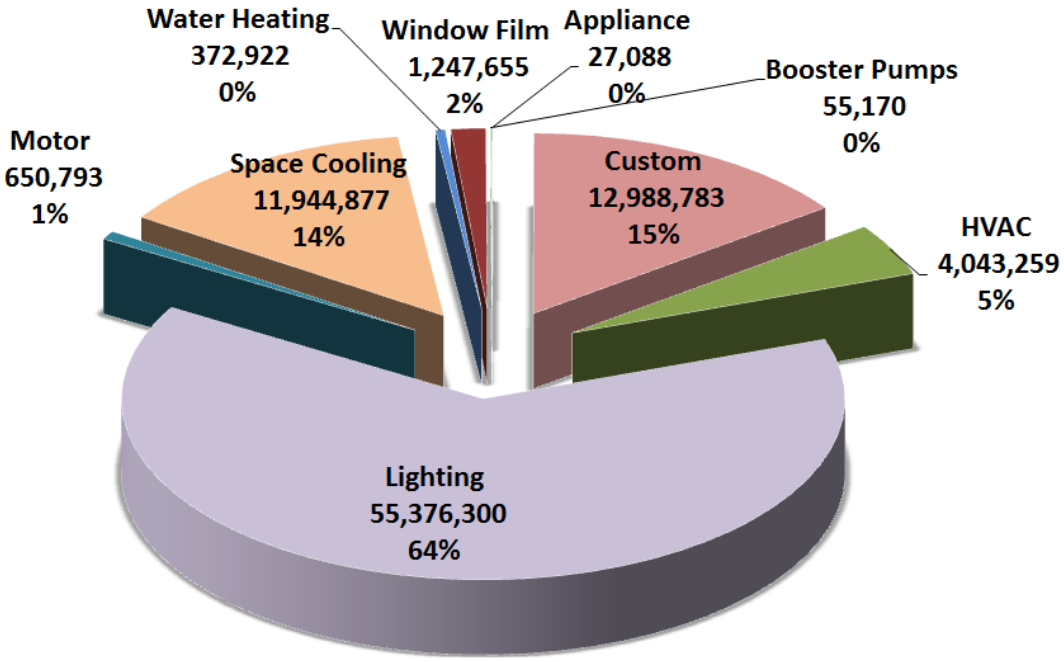

[6] *Custom rebates are any rebates that fall outside of prescriptive rebates and can include equipment and retrofits from the other rebate groups as well as items such as building envelope improvements, sensors/controls, variable frequency/volume equipment, and CO control parking ventilation equipment.

HECO's data show that a typical office building's electricity is primarily used for space conditioning. The combined burden of running systems for cooling, heating, ventilation and air-conditioning (HVAC) requires 43% of a typical office building's electricity. Lighting is responsible for about 27%. "Plug loads" such as computers, copiers, and other equipment consume an additional 17% while water heating accounts for 0.2%. Miscellaneous uses (e.g. elevators, water coolers) comprise the remaining 12.8%. These data, shown in Figure 13, highlight areas for energy conservation.

Figure 13: Typical Office Building Energy Use Breakdown[7]

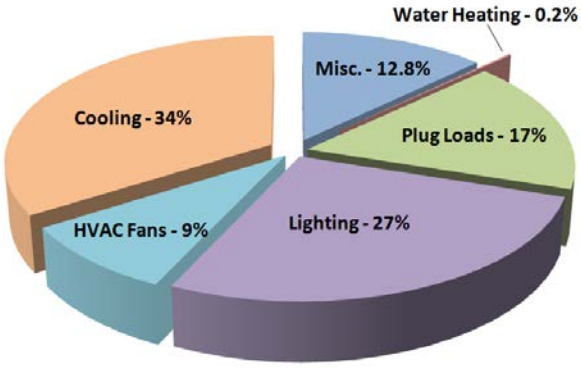

When State of Hawai'i facilities on O'ahu are examined by type, campuses consisting of classrooms and offices consume about half of the electricity. Office buildings and the Honolulu International Airport each consume approximately 17% of the total. The public hospital system is also a significant consumer, accounting for around 6%. These data, provided by HECO, are shown in Figure 14.

Figure 14: State of Hawai'i Facilities on O'ahu, Electricity Consumption by Occupancy Type[8]

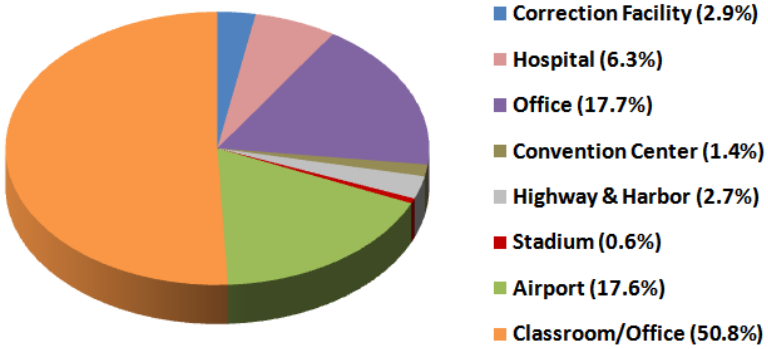

[7] Source: Van Liew, T. (2003). HECO and Rebuild Hawai'i: Energy Benchmarking Studies in Hawai'i
[8] Source: Cedric D.O. Chong and Associates. (2005). State of Hawai'i Facilities on O'ahu Energy Benchmarking Study

Roughly 80% of the more than 2,600 buildings owned and operated by the state government are on O‘ahu.[9] Figure 15 shows consumption by island. These data were supplied by HECO.

Figure 15: Percentage of Total State Agency Consumption by Island in 2013

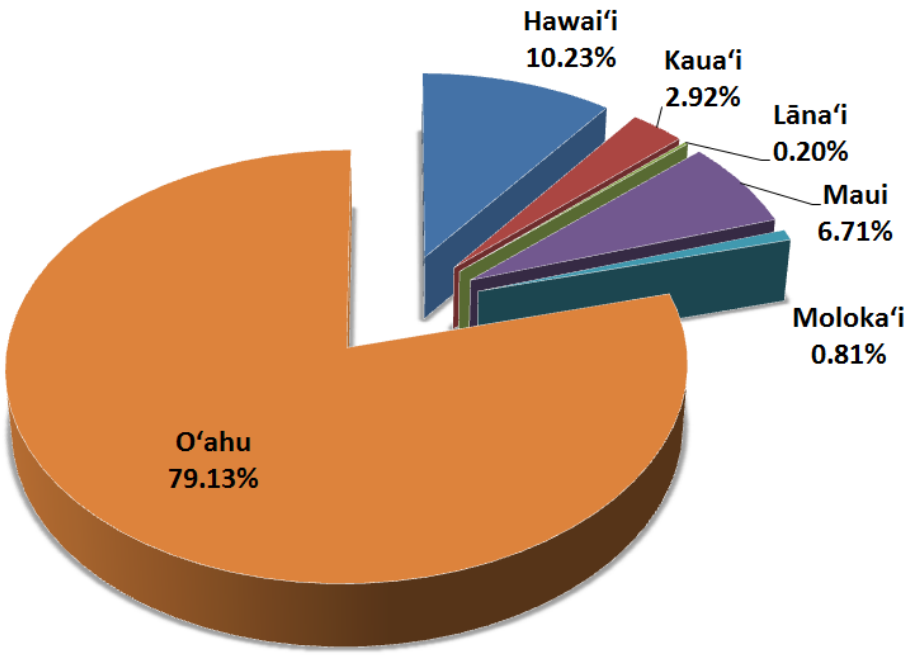

[9] Source: Cedric D.O. Chong and Associates. (2005). State of Hawai‘i Facilities on O‘ahu Energy Benchmarking Study

Highlights of Current State Energy Activities

Since the State of Hawai‘i established its energy program in 1974, state agencies have undertaken a myriad of activities focusing on energy efficiency, conservation, and renewable energy. The Department of Business, Economic Development, and Tourism's (DBEDT) director, the state's Energy Resources Coordinator, is responsible for coordinating energy activities statewide.

These decades of programmatic action have positioned the Administration to rapidly implement the Lead By Example (LBE) initiative. The state's energy staff and many agencies' efforts have already built a solid foundation, completed some benchmarking and assessments, provided numerous opportunities for training, and executed a number of projects. Some of the recent achievements are described below.

Efficiency

The Energy Services Coalition, a national nonprofit organization dedicated to supporting performance contracting, recognized the State of Hawai‘i as first in the nation in Energy Savings Performance Contracts (ESPC), per capita, for State and County Building. To date over $193 million has been invested in both State and County ESPCs with cost savings expected to grow to more than $341 million over the 20-year life of the contracts. DBEDT has provided technical assistance to agencies for projects dating back to 1996.

Twenty-one (21) state buildings have received ENERGY STAR® awards, acknowledging that they rank in the top 25% of similar type buildings nationwide. Agencies are reviewing buildings to recertify existing buildings and to identify new buildings for certification.

Twenty (20) state buildings are LEED certified or pending certification. An additional 54 LEED projects are in the process toward the goal of certification.

State agencies have received more than $7.27 million in efficiency rebates since 1996 from the Hawai‘ian Electric Company (HECO) and its subsidiaries and from Hawai‘i Energy. These rebates combined have resulted in estimated cumulative dollar savings of over $130 million and electricity savings of 799 million kilowatt-hours. Over the life of the equipment, the savings will be equivalent to approximately 167,000 households' annual electricity use. In FY12 state agencies received $397,124 in rebates.

DBEDT, in coordination with the EPA and pursuant to Act 155, offered training and assistance for benchmarking to state agencies. Act 155, SLH 2009, requires benchmarking of all state facilities. Benchmarking is a process which involves calculating the building's annual energy consumption per square foot, allowing buildings to be compared and identifying areas for improving energy efficiency. To date 277 state facilities have been benchmarked using the ENERGY STAR® Portfolio Manager online

tool. DBEDT received a competitive US Department of Energy Grant to assist agencies with benchmarking an additional 275 buildings by September 2015.

A total of 20 workshops and other events relating to LBE topics were held in FY13, attracting at least 1500 participants, including many from state agencies. In some cases, DBEDT provided funds so that other executive agencies' staff members could attend the training.

Hawai‘i Community College installed motion sensor light switches in restrooms.

Maui College implemented and installed efficient mechanical and plumbing systems campus wide, which included chiller consolidation, lighting retrofits, efficient plumbing fixtures, etc.

The Department of Commerce and Consumer Affairs (DCCA) is using virtual server technology to consolidate the number of servers required, which has lowered monthly power and cooling costs.

The Department of Land and Natural Resources (DLNR) is taking steps to replace older PC models and less energy-efficient models with ENERGY STAR® models. At some division offices, replacement of printers, scanners, and copying machines will also occur in FY14.

The Hawai‘i Housing Finance and Development Corporation (HHFDC) has completed the replacement of 59 solar water heating systems at their properties.

The Department of Accounting and General Services (DAGS) in in the process of implementing an Energy Performance Contract including 32 facilities on five islands which is anticipated to provide a minimum 20% reduction in utility costs from 2010 baseline usage and have guaranteed savings over a 20-year period.

The Department of Education (DOE) is studying the cost-effectiveness of replacing football fields with artificial turf, which would help to reduce the amount of water needed for irrigation.

The University of Hawai‘i Community Colleges installed several bottle filling water stations. Maui College recycled building materials in the construction of the New Science Building Ike Lea.

Renewables

UH Community Colleges are pending installation of several photovoltaic (PV) systems at their campuses: Maui College – a 611 kW PV system with power purchase agreement (PPA), Leeward Community College – a 17.1 kW PV system on the Education Building and a 690 kW PV system with PPA, Kapi‘olani Community College – a 129.8 kW PV system with PPA, Honolulu Community College – a 224 kW PV

system through PPA, Kauaʻi Community College – a 500 kW PV and battery storage system through PPA.

Windward Community College installed a new 23 kW PV system on the new Learning Commons Building.

DLNR has a 2,560 W PV system powering their water system at ʻAkaka Falls State Park. At the MacKenzie State Recreation Area, a 2,123 W PV system powers the comfort station's waste treatment system.

Transportation

DBEDT completed the Department of Energy "Clean Cities Community Readiness and Planning for Plug-In Electric Vehicles and Charging Infrastructure" grant, which was in partnership with the University of Hawaiʻi Maui College. The grant helped to form the Maui EV Alliance which provides outreach and education to EV drivers and industry leaders on Maui and Neighbor Islands. Under the grant, DBEDT published an EV report for the Maui EV Alliance titled: Driving EVs Forward: A case study of the Market Introduction and Deployment of the EV in Hawaii. The report provides information regarding Hawaii's experiences on EV demonstration and deployment, identify challenges and opportunities, and highlight best practices for creating a prosperous EV market in Hawaii.

Windward Community College designated five (5) parking stalls for electric vehicles.

DAGS purchases biofuel on Maui. In FY13, DAGS purchased 30,000 gallons.

Purchasing Practices

Most departments already use life-cycle cost analyses, purchase efficient equipment such as those with the ENERGY STAR® label, and take advantage of utility rebates. The State Procurement Office (SPO) continues to provide price and vendor listings which include ENERGY STAR®, recycled, or environmentally preferred products. Information on recycled and environmentally preferable products (EPP) has been prepared by DBEDT. Lead By Example, in partnership with the SPO, also has hosted trainings on EPP that are available to state employees.

DLNR used recycled asphalt material at the Diamond Head State Monument and at Puʻu ʻUalakaʻa.

HHFDC is in the process of replacing all appliances, air conditioners, and ceiling fans with ENERGY STAR® rated items at their multi-family housing complexes and purchases only copy paper products with at least 30% recycled content.

DAGS Central Services Division (CSD) procures environmentally preferable products, whenever possible. The CSD's Custodial Program uses Green Seal or other certified environmentally friendly products to clean their buildings.

The SPO, DAGS-AMD, and DBEDT have developed guidelines for the purchase of vehicles including energy-efficient vehicles. These guidelines are available on the DBEDT website: http://Hawai‘i.gov/dbedt/info/energy/efficiency/state/

Plans for Future LBE Activities

Continued Efficiency Efforts

Continued improvements in efficiency and the use of renewable energy in state facilities are expected. Building on the solid foundation of assessments, training, benchmarking, energy performance contracts, and other activities undertaken in the past several decades, the administration will maintain its focus on modifying agency operations to improve efficiency. Gathering and assessing data, training staff, developing additional reference materials, enhancing inter-agency communications, identifying needs for additional skills and tools, and setting efficiency targets are all on the LBE agenda.

Need for Adequate Implementation Resources

State agencies are committed to the LBE effort, but future results depend on securing adequate implementation resources. Funds for capital improvements, maintenance, and retrofits must be appropriated for energy efficiency and renewable energy goals to be reached. High-priority projects include performance contracting, efficient lighting, LEED commissioning/retrocommissioning, and energy management controls, and, after energy efficiency measures are completed, the installation of renewable energy as appropriate.

Agency Goals and Plans

As part of the LBE initiative, state agencies have clarified and prioritized their plans for future energy improvements. These plans include new construction, as well as retrofits and operations/maintenance programs. LBE Working Groups will be addressing the following tasks:

1) Data Collection:
- Develop a standardized data collection system to establish and refine baselines for various target areas: buildings, transportation, environmental practices and procurement.
- Develop standardized documents/formats for various data requirements.
- Train personnel to use the data tools; collect data for the various target areas.

2) Training and Education Activities:
- Conduct training/education for the various Working Group members (e.g., speakers, selected discussion topics, inter-Working Group meetings to promote information/idea exchanges.)
- Develop an education/promotional campaign for state personnel to implement and practice increased efficiency.
- Continue technical training and education efforts to support LBE.

3) Technical Assistance:
- Develop LEED projects and identify pilot projects.
- Develop commissioning and retro-commissioning projects.

- Conduct building assessments, including walk-through audits.
- Identify and certify ENERGY STAR® state buildings.

4) Evaluation:
   - Continue assessment and discussion process to identify future tasks, such as development of evaluation criteria, data requirements, and training needs.
   - Develop evaluation tools, quantitative and qualitative, such as conducting post-occupancy evaluations (objective and subjective) of LEED Silver Buildings or buildings with selected technology installations for energy efficiency improvements.
5) Policy Review and Recommendations:
   - Continue discussion on energy-efficiency-only budget requests to improve the request process and information provided.
   - Continue examination of potential policy recommendations from the Leadership Group, Buildings Working Group, Transportation Working Group, and the Environmental Practices and Procurement Working Group.

Individual Agency Responses

A compilation of the responses from most State of Hawai‘i executive agencies may be found in the following section. Agencies were asked to report on their specific activities relating to Act 96 and Act 160, SLH 2006. Selected details from specific responses, such as vehicle fleet data, are attached as appendices.

DBEDT issued invitations to participate in this compiled report to all state executive branch departments, including attached agencies.

The following agencies did not respond:

HCDA: Hawai‘i Community Development Agency
HTA-CC: Hawai‘i Tourism Authority, Convention Center

The departments and offices that responded this year include:

AG: Department of the Attorney General
B&F: Department of Budget and Finance
DAGS: Department of Accounting and General Services
DBEDT: Department of Business, Economic Development & Tourism
DCCA: Department of Commerce and Consumer Affairs
DHHL: Department of Hawai‘ian Home Lands
DHRD: Department of Human Resource Development
DHS: Department of Human Services
DLIR: Department of Labor and Industrial Relations
DLNR: Department of Land and Natural Resources
DOA: Department of Agriculture
DOD: Department of Defense
DOE: Department of Education
DOH: Department of Health
DOT-Airports: Department of Transportation, Airports Division
DOT-Harbors: Department of Transportation, Harbors Division
DOT-Highways: Department of Transportation, Highways Division
DOTAX: Department of Taxation
FTZ: Foreign Trade Zone
HHFDC: Hawai‘i Housing Finance and Development Corporation
HHSC: Hawai‘i Health Systems Corporation
HPHA: Hawai‘i Public Housing Authority
HSPLS: Hawai‘i State Public Library System
NELHA: Natural Energy Laboratory of Hawai‘i Authority
PSD: Department of Public Safety
UH: University of Hawai‘i system

Consolidated LBE Reports from State of Hawai‘i Executive Agencies
Fiscal Year 2009-2010
Relating to the Statutory Requirements of Act 96 and Act 160 of 2006

Act 96 SLH 2006: Buildings and Facilities

(1) Design and construct buildings meeting the Leadership in Energy and Environmental Design (LEED) silver or two green globes rating system or another comparable state-approved, nationally recognized, and consensus-based guideline, standard, or system, except when the guideline, standard, or system interferes or conflicts with the use of the building or facility as an emergency shelter.

This section does not apply to the following agencies: AG, B&F, DCCA, DHRD, DOA, DOTAX, NELHA

DAGS:

ASSESSMENT:

The Public Works Division (PWD) is currently working on a total of twelve designated projects to achieve a LEED Silver rating various state agencies. The projects are:

1. DAGS Hawai‘i District Office, Kona Baseyard, DAGS Job No. 61-10-0634
   This project is currently under construction, and the goal is to achieve a LEED Silver rating. The construction contract award amount is $4,073,368. Construction started in June 2012 and the anticipated construction contract completion is in September 2013. The goal is to achieve a LEED Silver rating.

2. DAGS Hawai‘i District Office, Hilo Baseyard, DAGS Job No. 61-10-0633
   This project opened bids for construction on April 26, 2012, and a construction contract award was made on May 11, 2012 for $5,189,350. The project was delayed due to pending approvals from the State Historic Preservation Division, and it is anticipated to start construction in September 2013. The goal is to achieve a LEED Silver rating.

3. ‘Aiea Public Library – Replacement Facility, DAGS Job No. 12-36-6512
   This project opened bids for construction on April 5, 2012, and a construction contract award was made on April 23, 2012 for $8,722,544. Construction started in November 2012 and the anticipated construction contract completion date is early 2014. The goal is to achieve a LEED Silver rating.

4. Kamāmalu Building Renovation DAGS Job No. 12-10-0464
   This project has restarted and is currently under design. The project includes renovation of the building interior and refurbishment of exterior. The estimated construction cost is approximately $28 million. We anticipate to open bids in March 2014, start construction in September 2014, and complete construction in early 2016. The goal is to achieve a LEED Silver rating.

5. New Nānākuli Public Library, DAGS Job No. 12-36-6513
   This project is for a new library in Nanakuli and it is currently under design. The estimated construction cost is approximately $10 million. We anticipate to open bids in October 2013,

start construction in February 2014, and complete construction in February 2015. The goal is to achieve a LEED Silver rating.

6. Former Līhuʻe Courthouse Renovations, DAGS Job No. 64-10-0697
   This project is to renovate the old Lihue Courthouse into office spaces. The project is currently under design. It is noted that this is a historic building and will be subject to review and approval by the State Historic Preservation Division. The current anticipated construction budget for this project is approximately $7.5 million. We anticipate to bid open in March 2014, start construction in October 2015, and complete construction in early 2016. The goal is to achieve a LEED Silver rating.

7. Kekūanāoa Building, Basement and First Floor Office Space Renovations, DAGS Job No. 22-13-7519
   This project is currently under design. The project is planned to be constructed in three phases. The current anticipated construction budget for Phase 1 is $1.6 million, Phase 2 is $1.7 million, and Phase 3 is $1.7 million. The anticipated project schedule is as follows: Phase 1 – Bid open September 2014, start construction March 2015, and complete construction in late 2015; Phase 2 – Bid open March 2015, start construction November 2015, and complete construction mid 2016; Phase 3 – Bid open March 2016, start construction July 2016, and complete construction early 2017. The goal is to achieve a LEED Silver rating.

8. Waimano Ridge, Improvements to Buildings and Site, DAGS Job No. 12-20-2693
   This project is to renovate existing buildings at Waimano Ridge for office space that must relocate out of the AAFES building. The current anticipated construction budget is $10,5 million. We anticipate to bid open in May 2014, start construction in November 2014, and complete construction in early 2016. The goal is to achieve a LEED Silver rating.

9. Kauaʻi Community Correctional Center, New Segregation Housing, DAGS Job No. 14-27-5638
   This project is currently in the scope assessment phase, and we will be considering a LEED Silver rating as a goal, to the extent it is possible. The current anticipated construction cost for this project is approximately$1,665,000.

10. The following projects have achieved a LEED rating:
    a. New Kohala Public Library, LEED Gold
    b. Keaukaha Military Reservation, Joint Military Center, Phase 1, LEED Silver
    c. New Mānoa Public Library, LEED Gold

STRATEGY:

The previously described projects are part of developing a long term strategy. For the immediate strategy, the Division of Public Works will implement projects in accordance with Act 96, SLH 2006 "to the extent possible."

The DAGS-PWD general strategy in defining and applying "to the extent possible" is to take the following steps:

1st level: Look for and implement sustainable design practices that PWD does already; thus, no impact on operation/function and cost.

2nd level: Look for and implement sustainable design practices that PWD may not have normally done, but can do without negative impact to cost and to operation/function of the facility.

3rd level: Look for and possibly implement sustainable design practices that PWD may not currently do that are not very costly and improve operation/function of the facility. Associated costs, benefits, budget and maybe even schedule will start to become factors in deciding whether to implement.

4th level: Look for and possibly implement requirements that PWD may not currently do; how will impact cost and will improve operation/function of the facility. Associated costs, benefits, budget and schedule will be factors in deciding whether to implement.

Strategy also includes knowing what we to omit:

PWD should not implement sustainable design practices and elements that do not offer any real value. PWD does not want to implement sustainable design requirements to get LEED points just to achieve a rating that does not provide a real value; regardless, if the project budget would allow it.

As PWD gains the experience and knowledge from the projects that will occur over the year, PWD intends to develop a LEED or generically-stated, Sustainable Design and Commissioning application guideline; along with programmatic support for PWD and possibly other State agencies.

DBEDT: DBEDT has been active in offering Leadership in Energy and Environmental Design (LEED) training and technical assistance for LEED projects to other state agencies, promoting green buildings, providing statewide training to building and private sector design professionals on the updated building code, and supporting the adoption of energy efficient building codes.

DBEDT hired a LEED consultant, Green Building Services (GBS), using American Recovery and Reinvestment Act funds. GBS conducted 19 LEED Existing Buildings: Operations & Maintenance (EB: O&M) Assessments on public and private buildings. Over 7 million square feet of existing facilities were assessed for the LEED EB: O&M Program. In addition, two State of Hawai‘i facilities were documented and certified LEED; the State Office Tower was certified LEED Gold under the EB: O&M Program and the Honolulu International Airport’s Lounge Project was certified LEED Silver under the Commercial Interiors (CI) Program. On Oct. 31, 2012, a recognition ceremony and news conference at the Governor's Office were held for the LEED certifications and case study fact sheets were created for both projects.

DBEDT coordinated a number of LEED training activities such as LEED Green Associate and LEED EB: O&M training. The speakers and topics were well-received by over 200 representatives from State of Hawai‘i agencies and private sector consultants.

On behalf of the State of Hawai‘i, DBEDT renewed its membership with the US Green Building Council (USGBC). DBEDT serves on the USGBC Hawai‘i Chapter’s Education and Green Schools Committees and participates in the AIA-Honolulu’s Committee on the Environment, the Urban Land Institute’s Sustainability Committee, and the General Contractor’s Association of Hawai‘i's Sustainable Construction and Renewable Energy Committee. Through participation in these committees and networks, DBEDT is able to co-sponsor a variety of LEED-related training sessions, from one-hour brown bag seminars at the American Institute of Architects (AIA)-

Honolulu to full-day workshops co-sponsored by the USGBC Hawai‘i Chapter, such as the Green Classroom Professional Certification workshops.

To date there are 1063 LEED Accredited Professionals and Green Associates and 204 LEED Registered and 61 LEED certified projects in Hawaii. Economic projections for 2013 have been positive and LEED projects that are on the horizon should achieve certification and registration, as well as increased accreditation of more LEED professionals.

On May 10, 2013, DBEDT co-sponsored the 13th Annual Build and Buy Green Conf. and Expo at the Hawai‘i Convention Center, with case studies and the latest in the following areas: LEED building rating system and green affordable housing projects, green community development, financing, energy efficiency and renewable energy initiatives, and best practices in green business. Three concurrent tracks covered: (Track A) Residential Green Communities, (Track B) Clean Energy and Green Infrastructure in Hawai‘i, and (Track C) Green Building Programs and Project Updates. Over 30 dynamic professionals and local experts presented to 200 attendees. This year’s featured speakers included: Jerry Yudelson on Green Building Megatrends and Water, Bert Ball from LA Shares, and Kathleen O’Brien from the Emerge Leadership Project.

DHHL: The Hawai‘ian Homes Commission adopted the Department’s Ho‘omaluo Energy Policy in January 2009. This policy enables native Hawai‘ians and the broader community working together to lead Hawai‘i’s effort to achieve energy self-sufficiency and sustainability. The Hawai‘ian Homes Commission is working to update this energy policy to further enhance the spirit of Act 96.

Land Development Division continues to design and develop residential projects with BuiltGreen and ENERGY STAR® programs.

Land Management Division continues to work with and encourage our general lessees and licensees to plan, design, and construct their facilities to meet the same energy efficiency programs. The Kalealoa Solar Two project in Kalaeloa is under construction and will be providing 5MW of power to Hawai‘ian Electric. Two more solar projects are in the permitting process and will be in construction by end of 2013.

DHS: The Department of Human Services (DHS) will continue to coordinate all building and facility projects with the Department of Accounting and General Services (DAGS) to ensure that all construction and repairs and alterations projects are in compliance with the applicable standards and guidelines.

DLIR: The Department of Labor and Industrial Relations (DLIR) does not own or manage any buildings. The majority of DLIR personnel are housed in building facilities constructed and managed by the Department of Accounting and General Services (DAGS). The remaining DLIR personnel are located in privately-owned buildings of which the DAGS Leasing branch secures all rental lease agreements. DLIR does not have any plans to design or construct any new buildings or facilities at this time.

DLNR: DLNR’s facility portfolio is limited. Most buildings owned by DLNR are composed of base yards, harbor facilities, and park restrooms. DLNR incorporates energy saving concepts into all of its owned facilities as appropriate. Energy saving concepts includes the use of solar water heaters, natural ventilation and lighting, use of energy efficient lights, and water savings using waterless urinals or low flush toilets. Additionally, DLNR has begun to incorporate energy

savings practices into design projects such as recycling existing asphalt and concrete pavement into backfill material. DLNR evaluates the feasibility of implementing energy conservation measures when capital improvement projects are designed. As DLNR staff learn more about energy efficiency and environmental design, they will incorporate these concepts into building and facility design and renovations.

DLNR continues to work with the Department of Business, Economic Development, and Tourism (DBEDT) in a statewide collaboration on energy efficiency, as a member of DBEDT's Lead by Example Leadership Group. DLNR will continue to work with the Leadership Group on ideas to implement energy savings across the state. As department staff learns more about such initiatives, they will incorporate such guidelines into DLNR standards.

DOD: The Hawai‘i Army National Guard follow federal military construction mandates, key energy directives include: EPAct05, Executive Order 13423, EISA07, Executive Order 13514. All new building construction is to meet or exceed LEED Silver standards. Local State of Hawai‘i, Department of Defense guidance, the Adjutant General's initiative (dated 13JULY2012): Reduce departments' energy consumption by 5% every year and 25% by 2017.

DOE: The DOE's newest school, Pu'u Kukui Elementary School, opened in August 2013 and was designed to exceed a LEED silver level rating. The final determination of the certification level is expected before the end of the year. The next new school, Kapolei II Elementary School, is being designed under a Request For Proposal (RFP) process with the criteria requiring a minimum LEED silver rating.

The new classroom building project for Lanai High and Elementary School also opened in August 2013 and is in the final stage of applying for LEED silver certification, with the possibility of achieving a Gold certification.

Other recent projects completed by the DOE and designed to a LEED silver equivalent level for energy efficiency and sustainability include new cafeterias at Lahainaluna High School and Pā‘ia Elementary School, and a new science classroom building for Campbell High School.

Currently in design or construction are the following projects seeking LEED silver level certification or equivalency to the extent possible: Hale Kula Elementary School Campus Improvements, Keaukaha Elementary School Cafeteria, Kapa‘a Elementary School Library, and a new Natural Science laboratory Building at Kailua High School.

The new Hawai‘i Collaborative for High Performance Schools criteria, or HI-CHPS, will be used to verify the energy efficiency and sustainable design for new building projects started this year, such as a new Science Building at Molokai High School, and a new STEM/Science Building at Kohala High School. These designs seek to maximize the efficiency of natural ventilation using micro-climate information as required under the HI-CHPS system.

DOH: The Department of Health (DOH) is in the design process to renovate two buildings at Waimano Ridge to accommodate Environmental Health staff being displaced from the AAFES Bldg. This will be an adaptive reuse of a former hospital and kitchen building. A LEED charrette was held and the outcome is that the DOH will achieve LEED Silver rating for these renovations.

DOT: The Department of Transportation (DOT) requires design consultants to comply with ACT 96, SLH 2006 and ensures that all new design work meet LEED silver certification as reasonable.

FTZ: The FTZ has utilized the assistance of a professional building design architect in its design and pending construction of an expansion of its office facilities within the Pier 2 warehouse. Where possible and as required by Federal, State, or County codes, the most efficient electrical and building systems – from lighting systems and air conditioning to ventilation ducts and fire systems – have been proposed for installation.

Additionally, the Pier 2 FTZ facility is not an approved emergency shelter.

HHFDC: HHFDC has a primary function to increase the pool of new affordable housing, "develop", and to maintain those already in the marketplace. This is all being done with the expected outcome of supplying the most sustainable product available to clients, both residential and commercial.

During the initial processing of a new development, guidelines are set forth to insure that all new construction is attempting to meet all the benchmarks to build the most efficient and sustainable project for the long haul.

The Asset Management Team has nine (9) affordable multi-family housing complexes located on three islands (O'ahu, Maui and the Big Island of Hawai`i). They are a mix of apartment types ranging from twenty nine (29) story high rise apartments buildings down to two (2) story walk-up townhouse apartment buildings. Their occupancy sizes range from studios to one (1), two (2) & three (3) bedrooms and they range in age from fifteen plus (15+) to thirty plus (30+) years old. HHFDC's endeavor is to keep these 1,436 units as fully occupied as possible thus keeping the per-unit common utilities expenses as low as possible.

HHSC:

- O'ahu Region - For all new construction, the O'ahu Region of HHSC will assess the cost of LEED building criteria. If the cost for LEED design exceeds the budget of the project, then the project will incorporate as many energy conservation measures as possible. For long range planning, the O'ahu Region will try to include LEED design costs whenever possible.
- Maui Region - Projects initiated in FY 2013 members of the project team including Architects were made aware of Environmental Design Standards to assess and comply wherever possible on building design guidelines approved by the State of Hawaii.

HPHA: Agency project engineers ask design consultants to include LEED design principles in all work products. New staff has been hired who are familiar with the LEED Certification or who are LEED-accredited. The HPHA is in progress with its Green Physical Needs Assessment (GPNA) contract to investigate all projects in order to plan which energy elements can be added to each to maximize efficiency and lower energy costs.

HSPLS: DAGS-Public Works Division (PWD) has or is currently working on a total of four (4) designated projects to achieve a LEED Silver rating or better for the Hawai'i State Public Library System (HSPLS). The four (4) projects are:

<u>Mānoa Public Library, Expansion and Site Improvements, DAGS Job No. 12-36-6364.</u>

The new library opened it doors to the public in June 2012 and received a LEED GOLD rating this past year. The construction contract award amount for this project was $8,159,000.

New Kohala Public Library, DAGS Job No. 11-36-6367.
The construction of this project has been completed and facility occupied since November 2010. It also achieved a LEED Gold rating. The construction contract award amount for this project was $6,895,900.

ʻAiea Public Library - Replacement Facility, DAGS Job No. 12-36-6152. This project opened bids for construction on April 5, 2012 and a construction contract award was made on April 23, 2012 for $7,222,544. The project started construction in November 2012. The goal is to achieve at least a LEED Silver rating.

New Nānākuli Public Library, DAGS Job No. 12-36-6513. This project completed design in mid-2013. Funding of $15.5M was appropriated for construction through Act 134, SLH 2013 and we anticipate opening construction bids in late 2013.

STRATEGY

The previously described projects are part of our developing long term strategy. For the immediate strategy, the Division of Public Works on behalf of the HSPLS, will implement projects in accordance with Act 96, SLH 2006 "to the extent possible."

The DAGS-PWD general strategy in defining and applying "to the extent possible" is to take the following steps:

1st level: Look for and implement sustainable design practices and elements that we do already, thus no impact on operation/function and cost.

2nd level: Look for and implement sustainable design practices and elements that we may not have normally done, but can do without negative impact to cost and negative impact to operation/function of the facility.

3rd level: Look for and possibly implement sustainable design practices and elements that we may not currently do that are not very costly and improve operation/function of the facility. Associated costs, benefits, budget and maybe even schedule will start to become factors in deciding whether to implement.

4th level: Look for and possibly implement requirements that we may not currently do and will impact cost and will improve operation/function of the facility. Associated costs, benefits, budget and schedule will be factors in deciding whether to implement.

5th level: And so forth...

Part of the strategy also includes knowing what we do not want to do:

We shouldn't implement sustainable design practices and elements that do not offer any real value. We definitely do not want to implement sustainable design requirements to get LEED points just to achieve a rating that does not provide a real value even if the project budget would allow it.

PSD: To the extent practicable, PSD intends to design and construct facilities that meet LEED Silver or higher. PSD has directed DAGS-Public Works Division to inform design professionals to, where practicable, design and ensure construction of any new facilities, based upon this LEED standard.

UH:

ASSESSMENT:

- UH-Hilo - Hawai‘ian Language Building currently planned, designed, and under construction with goal for LEED Silver.
- UH-Hilo - Sciences and Technology Building recently completed with LEED Certified under review.
- UH-Hilo - Student Services Building Addition and Renovation currently planned, designed, and under construction with goal for LEED Silver.
- UH-Hilo - College of Pharmacy currently planned and designed with goal for LEED Silver.
- UH-Hilo - Living Learning Community Phase 2 currently planned, designed, and under construction with goal for LEED Silver.
- UH-Mānoa – C-MORE Hale, constructed with compliance for LEED Platinum.
- UH-Mānoa – Information Technology Center constructed for compliance with LEED Silver.
- UH-Mānoa – Campus Center, constructed for compliance with LEED Silver.
- UH-Mānoa – Translational Health Science Simulation Center, Webster Hall – LEED.
- UH-Mānoa – New Dance Studio presently awaiting USGBC rating. Expecting Gold, but Silver for sure.
- UH-West O‘ahu - New campus development in Kapolei currently under construction with goal for LEED Silver.
- UH-Maui College - Science Facility (Ike Lea) opened January 2013 and is pending LEED Gold rating and is currently under review.
- Kapi‘olani CC - Culinary Institute of the Pacific facilities at the former Cannon Club site along Diamond Head currently under design with the goal of LEED Silver.
- Leeward CC - Education and Innovation Instructional Facility currently under construction with goal for LEED Silver.
- Windward CC - Library and Learning Center facility recently completed with LEED Silver under review..
- Honolulu CC - Advanced Technology Training Center currently under design with goal for LEED Silver.
- HawCC - Hale Aloha (3383) currently under construction with goal for LEED Silver.
- HawCC – Palamanui West Hawai‘i new campus development Phase 1A & 1B, under construction with goal for LEED Platinum.

STRATEGY:

The University of Hawai‘i will continue to apply the LEED rating system in all Capital Improvement Program new and major renovation projects. Sustainability guidelines are being included in the development for all campus long range development plans and project development reports. In general, the goal is to reach LEED Silver rating certification. If the goal cannot be attained due to budget constraints, then other Sustainable design principles will be incorporated into the new or major renovation projects. The UH-Mānoa Planning Office is requesting a LEED scorecard to demonstrate construction project compliance with LEED Silver (minimum) or comparable systems for all construction projects at UHM for its design review.

Act 96 SLH 2006: Buildings and Facilities

(2) Incorporate energy-efficiency measures to prevent heat gain in residential facilities up to three stories in height to provide R-19 or equivalent on roofs, R-ll or equivalent in walls, and high-performance windows to minimize heat gain and, if air conditioned, minimize cool air loss. R-value is the constant time rate resistance to heat flow through a unit area of a body induced by a unit temperature difference between the surfaces. R-values measure the thermal resistance of building envelope components such as roof and walls. The higher the R-value, the greater the resistance to heat flow. Where possible, buildings shall be oriented to maximize natural ventilation and day-lighting without heat gain and to optimize solar for water heating. This provision shall apply to new residential facilities built using any portion of state funds or located on state lands.

This section does not apply to the following agencies: AG, B&F, DCCA, DHRD, DLNR, DLIR, DOA, DOE, DOH, DOT-Airports, DOT-Harbors, DOT-Highway, DOTAX, FTZ, NELHA

DAGS:

ASSESMENT

The PWD very rarely will be involved in residential facilities; however energy-efficiency measures to prevent heat gain can apply to any facility. These measures are already taken into design consideration when applicable.

STRATEGY

The strategy for PWD is finding ways to improve through raising awareness of energy-efficiency measures, enhancing the review of designs, and considering new products and technologies.

DBEDT: DBEDT was involved with a number of activities that sought to incorporate energy efficiency measures in facilities statewide and was recognized for its efforts.

DBEDT sends out notices and incentives to the various Lead By Example (LBE) Working Groups to invite them to attend training and education opportunities such as for LEED, ENERGY STAR®, Build and Buy Green, and Rebuild Hawai‘i Consortium meetings.

The State’s LBE Program also was recognized by the Energy Services Coalition (ESC), a national organization supporting performance contracting, with ESC’s Race to the Top Award, as first in the nation for per capita investment in performance contracting.

DHHL: DHHL will continue to promote, design, and build new affordable homes using the green technologies.

DHS: As applicable, DHS will continue to coordinate these activities with DAGS to effect energy-efficient measures.

DOD: DOD will be incorporating ASHRAE 90.1 and IECC standards and educating design personnel and A&E teams to include an insulation component to roof repair projects.

FY13 Construction: Currently, in construction project for building roof repair with foam insulation, daylight skylights and solar tubes. To include data loggers to measure & verify (Bldg 306, Ft. Ruger). MILCON: Bldg 117 phase II CSMS#1 and Brigade Readiness Center, Kalaeloa.

FY13, Designs: Troop Command Roof Replacement, Pearl City, Bldg 621 Building Renovation, Hilo and Bldg 117 High Bay hangar.

HHFDC: HHFDC is continuing to replace all appliances, air conditioners and ceiling fans with "ENERGY STAR®" rated items or their equivalent. This attitude along with the application of a positive preventive maintenance plan and a good corrective action plan has showed that affordable housing is desirable and in demand. Throughout HHFDC's portfolio of apartments the average vacancy rate is less than three percent (3.0%).

Several major capital projects this year were notable: First would be the complete exterior painting out of the USDA RD housing dedicated to farm laborers in Pahoa on the Big Island of Hawai`i; Nani O Puna. In order to attain a maximum effectiveness, a color scheme change was authorized (Siding [light tan], Trim [sand] and Roof [white]) all being very reflective with a semi-gloss finish. Additional items installed were a new larger capacity rain guttering system and heavier duty security type entry screen / storm doors to allow tenants to leave there front doors ajar, thus affording them extra natural ventilation.

Second was repairs to two (2) fire damaged units at La`ilani Apartments also on the Big Island of Hawai`i. According to code, insulation was added to the ceiling and walls in both the upstairs and downstairs units.

HHSC:

- O'ahu Region - When any renovations to existing residential facilities are planned, HHSC will incorporate energy efficiency measures to prevent heat gain whenever possible.
- Maui Region - Projects were initiated that included work to prevent heat gain in FY2010 and continued through and including FY2013 and is utilizing energy efficient measures in all projects.

HPHA: Currently, the HPHA has a consultant contracted to provide an agency-wide green assessment and report, or Green Physical Needs Assessment (GPNA) and energy audit as required by the Department of Housing and Urban Development (HUD). The scope includes scoping water and sewer lines to assess condition, electronic drawings, site surveys, building assessments, etc., and recommendations for potential energy-savings and environmental strategies for its existing projects statewide. Preliminary reports and Executive Summaries from the assessment and study are expected in October 2013. The full report including cost estimates, photo documentation, and prioritization of need for capital improvements is expected in the spring of 2014. The HPHA will use these reports to schedule a plan of action for the next five years. Current consultants are including energy-efficiency measures in work-product as much as practicable.

HSPLS:

ASSESSMENT

The HSPLS has no residential facilities. However, energy-efficiency measures to prevent heat gain can apply to any library facility. These measures are already taken into design consideration when applicable.

STRATEGY

The DAGS-PWD strategy on behalf of the HSPLS for these measures is to find ways to improve, starting just simply by being more aware of these energy-efficiency measures, doing better review of designs, and considering new products and technologies.

PSD: PSD has directed DAGS-Public Works to require design professionals to meet the aforementioned R-Values for roofing systems, walls and windows. Moreover, design professionals working on PSD projects have been made aware of citing requirements called herein for new, naturally-ventilated structures.

UH:

- UH-Hilo - Existing resident halls are not air conditioned and designed to take advantage of natural ventilation.
- UH Maui College – Existing resident halls are not air-conditioned and are closed. Facilities to be re-purposed.

Act 96 SLH 2006: Buildings and Facilities

(3) Install solar water heating systems where it is cost-effective, based on a comparative analysis to determine the cost-benefit of using a conventional water heating system or a solar water heating system. The analysis shall be based on the projected life cycle costs to purchase and operate the water heating system. If the life cycle analysis is positive, the facility shall incorporate solar water heating. If water heating entirely by solar is not cost-effective, the analysis shall evaluate the life cycle, cost-benefit of solar water heating for preheating water. If a multi-story building is centrally air conditioned, heat recovery shall be employed as the primary water heating system. Single family residential clients of the Department of Hawai‘ian Home Lands and any agency or program that can take advantage of utility rebates shall be exempted from the requirements of this paragraph so they may continue to qualify for utility rebates for solar water heating.

This section does not apply to the following agencies: AG, B&F, DHRD, DLIR, DOTAX, DCCA, DOE, FTZ, HSPLS, NELHA

DAGS:

ASSESSMENT

Typical DAGS managed State Office Buildings do not utilize enough hot water to make installation of solar water heating systems “cost-effective”.

STRATEGY

The DAGS overall strategy is to continue encouraging our “clients (other State agencies that seek technical support and assistance from DAGS)” to consider using solar water heating systems in their projects, whenever feasible or advantageous to the State.

DBEDT: While DBEDT does not design, construct or operate any facilities, DBEDT continues to provide technical assistance to State of Hawai‘i agencies.

DHHL: DHHL will encourage, whenever possible, our homestead lessees to take advantage of utility rebates to install solar water heating systems. DHHL residential development projects have already incorporate solar water systems as part of the package.

DHS: As applicable, DHS will continue to coordinate these activities with DAGS to maximize energy efficiency and cost effectiveness.

DLNR: DLNR's facility portfolio is limited. Most buildings owned by DLNR are composed of baseyards, harbor facilities, park cabin, restrooms and picnic facilities. DLNR incorporates energy saving concepts into all of its owned facilities as appropriate. Energy saving concepts includes the use of solar water heaters and the retrofit and replacement of lighting and electrical systems. DLNR evaluates the feasibility of implementing energy conservation measures such as use of solar water heaters when capital improvement projects are designed. As DLNR staff learns more about energy efficiency and solar water heating design, they will incorporate these concepts into building and facility design and renovations.

In FY 13 improvements were made at two State Park facilities:
ʻAkaka Falls State Park, Water System Improvements Project: A 2 parallel strings of 4 panels. 2,560 Watt, 219 VDC, 11.7A PV System was installed for the water system.

MacKenzie State Recreation Area, New Comfort Station Project: A 2-123 Watt, 36 Volt PV System for the waste treatment system.

State Parks rental cabins at Wainapanapa State Park, Maui and Mauna Kea State Recreation Area, Hawaiʻi are being considered for solar water heaters and these projects will be implemented in FY 14. DLNR will provide more detail for the FY 14 report.

DOA: Very few HDOA facilities have a need for water heating systems, however, for certain appropriate retro-commissioning projects; HDOA will consider the cost-benefit of incorporating a solar water heating system.

DOD: All new construction projects have life cycle cost analysis done to verify whether or not solar water heating systems payback period is feasible. For existing water heaters, being replaced, life cycle cost analysis is done for a solar water heating alternative. Due to daily staffing, many armory buildings do not have enough usage to payback within a period of time.

FY13, pre-construction awards:
1) Regional Training Institute, Waimanalo. Installing solar water heating system, eight panels and two 120 gal tanks.
2) 487th FA, Wahiawa Armory. Six panels and three 120 gal tanks.
3) Hanapepe Armory. Four panel and two 120 gal tanks.

Planning:
1) Puunene Armory. Four panel and two 120 gal tanks.
2) AASF#2, Hilo. HVAC heat recovery system.

DOH: The DOH plans on installing solar water heating systems for the showers and sinks when renovating the former hospital and kitchen building at Waimano Ridge.

DOT: The DOT performs life cycle cost analysis when considering water heating systems. Our Highways division installed an "on demand" propane water heating system at our Kauaʻi district office and a solar thermal system at our Maui district base yard. Solar thermal was also considered by our Airports and Harbors division but the need for hot water was not cost effective.

HHFDC: HHFDC is continuing to replace solar water heating systems on the rooftops at La`ilani Apartments in Kona. The replacement of fifty-nine (59) systems as of 05/2013 has been completed. The annual projection is to install twenty four (24) systems during Fiscal Year 2014. As funds are available more systems will be contracted out.

The planned retrofitting of four hundred eighty (480) other townhouse apartments with solar water heating systems is still a plan for action.

HHSC: HHSC shall evaluate the benefit of solar water heating for their facilities whenever improvements are planned or funded. Funds were not available to perform solar water heating audits. No solar water heating systems were installed in FY13 but will include a feasibility study on the use of solar water heating where applicable.

HPHA: Design consultants are including solar water heating systems with gas-powered backups where cost-effective, gas-fired tankless hot water systems as back-ups to the solar hot water systems or as the primary source for hot water as the energy cost benefit justifies

PSD: Over the last few years PSD has entered into energy savings performance contracts based upon the findings of an Investment-Grade Energy Audit at the O‘ahu CCC and Halawa CF facilities. Neither O‘ahu CCC nor Halawa CF was found to be cost-effective candidates; however, PSD and the vendor adopted an alternative strategy of significantly reducing water consumption, via low-flow fixtures, etc., by 60%. Additionally, PSD and the vendor, NORESCO, have installed a wash water recycling system that enables laundering to take advantage of warmer recycled water, which is reused in the next wash cycle using much less energy to heat this warm recycled water vs. fresh water. Similarly, LED lighting has been installed in these facilities, along with T-8 ballasts and other electrical efficient appliances, which are guaranteed by NORESCO to produce energy savings for the next eighteen years. Lastly, PSD has taken advantage of HECO rebates totaling approx. $100,000. More recently, PSD has undertaken a project to perform an investment-Grade Energy Audit on the remaining facilities within the state. Based on the results of each audit, PSD will fund projects to establish energy efficiencies where feasible.

UH:

ASSESMENT:

- Honolulu CC - pending solar water heating installation at Cafeteria and Cosmetology with performance contract
- Leeward CC - pending solar water heating installation with performance contract
- UH-Mānoa – Recently completed Edmondson Hall project used solar water heating to provide the primary source of domestic water heating and re-heat water for the air conditioning system serving the Laboratory Areas.
- UH-Mānoa – Health/Physical Education/Athletic Complex (HPER/A), Repair/Replace HVAC & Plumbing Equipment and Controls deferred maintenance project installed solar water heating to provide the primary source of domestic water heating for the public showers.
- UH Maui College - The College executed an Energy Service Company to install a wide range of energy efficiency systems. Installed a large solar water heating system at the Paina (Culinary) Building.
- Hawai‘i CC - new Model home 2012-2013 completed with solar water system.
- Kaua‘i CC – Completed solar water heating installation at demonstration kitchen
- Windward CC – The recently completed renovation of Hala Ao includes a solar water heater system to generate hot water needed in the kitchen operations.

● UH-Hilo – Heat recovery is utilized in the Student Life Center and Science and Technology Building.

STRATEGY:

The University of Hawai‘i system wide will continue to apply the LEED rating system in all Capital Improvement Program new and major renovation projects. The design principles for solar water heating systems where it is cost effective will be incorporated into the building to the extent possible

Act 96 SLH 2006: Buildings and Facilities

(4) Implement water and energy efficiency practices in operations to reduce waste and increase conservation.

This section does not apply to the following agencies: B&F

AG: All departmental staff has been provided tips on energy-efficient practices and information on the benefits of energy efficiency. Reminders of the benefits of energy-efficient practices are sent out several times a year. With the assistance of DAGS, signs have been posted to remind staff to turn off computers, lights, and other equipment when exiting. Water leaks are to be reported to the Administrative Services Office immediately, including sprinkler systems and outdoor faucets.

DAGS: As funding has become available, the department has initiated various energy conservation/efficiency projects for DAGS facilities, Statewide. The projects are in various stages of design and construction. These projects include: the replacement of aging air conditioning and elevator equipment; retrofitting with energy-efficient electronic ballasts and super T-8 lamps; delamping; the installation of protective tinting on building windows to reduce heat gain; the installation of low-flow plumbing fixtures; the installation of electric hand dryers; and installation of photovoltaic (PV) systems.

DAGS-PWD is currently working on the following photovoltaic system projects to lower energy bills:

1. Central Services Division, New Photovoltaic System, DAGS Job No. 52-10-0642
   This project has been completed and a net metering agreement has been executed with HECO. The system has been fully operational since February 2012 and has reduced our electrical consumption by 47% (20,800 kWh per month) and our cost by 42% ($6,000 per month).

2. Ke‘elikōlani Building, Install Photovoltaic System and Replace Upper Roof, DAGS Job No. 52-10-0659
   This project is scheduled to bid for construction in late 2013. The project scope also includes, as a pilot, incorporating a green roof system into the re-roofing.

3. Queen Lili‘uokalani Building, Install Photovoltaic System and Reroof, DAGS Job No. 52-10-0658
   This project bid opened on August 9, 2012. The construction contract was awarded to Elite Pacific Construction, Inc. for $1,770,000. Construction started in December 2012.

4. Makai Parking Garage (Lot A), DAGS Job No. 22-10-0670
   This project bid opened on May 3, 2012, and a construction contract award was made on June 4, 2012, for $461,200. A notice to proceed to start construction is anticipated in August 2012.

5. No. 1 Capitol District Building, Courtyard Revitalization and Other Improvements, DAGS Job No. 22-10-0613.
   This project is completed and an innovative use of PV cells incorporated into a glass art canopy was included. This is a beautiful example of artistic integration of PV into building materials, and it will be an educational exhibit for all museum visitors.

In FY 2011, an Invitation for Proposals solicitation for the DAGS Buildings, Statewide, ESPC project, which includes 32 facilities on 5 islands, was issued. This ESPC project is anticipated to provide a minimum 20% reduction in utility costs of the baseline 2010 usage and have guaranteed savings over a 20 year period. The project is in the process of being financed and to begin construction by the end of 2013.

In addition to DAGS facilities, DAGS-Central Services Division (CSD) and DAGS-PWD staff have worked with the Hawai‘i State Public Library System (HSPLS) in implementing energy efficiency practices. The status of projects being accomplished by DAGS for the HSPLS is:

- Completed window tinting projects for certain libraries statewide;

- Constructing or completed construction of Photo Voltaic systems on the following Public Libraries: Waimea and Hanapepe on Kaua‘i; Wai‘anae and ‘Āina Haina on O‘ahu; Kahului on Maui and Kailua-Kona on Hawai‘i Island.

- Completing retro-commissioning studies at libraries statewide.

DAGS, on behalf of the Department of Public Safety (PSD), has initiated an Energy Savings Performance Contracting (ESPC) project for various PSD facilities on O‘ahu (Halawa Medium Security Correctional Facility; Halawa High Security Correctional Facility; O‘ahu Community Correctional Center; and the Laumaka Work Furlough Center)

DAGS on behalf of the Department of Health (DOH) is currently doing some minor energy savings projects

DAGS-CSD notes the following water and energy efficiency practices are currently being implemented for water conservation - As part of the ESPC project with NORESCO LLC, WeatherTRAX, a satellite based irrigation control system has been installed at ten major state office buildings located in the Downtown, Honolulu, civic center area. The system monitors weather conditions and shuts down landscape irrigation systems when there is sufficient rain. The system also monitors the operation of the irrigation systems and provides reports related to water consumption, leaks and other malfunctions as may occur in the system.

The Kakuhihewa state office building in Kapolei and the Kapolei Library will be using R-1 recycled water for landscape irrigation.

DBEDT: DBEDT continued work under an EPA Pollution Prevention Grant awarded in 2012-13 to hire paid interns to work on the Lead By Example Program for state agencies. This program seeks to drive efficient and green operations into government agencies. To date 11 government agencies have participated in the program. Nine interns were hired to expand the program and double the number of participants during the grant period ending June 2013. Their work has included energy efficiency, water conservation, and resource recovery while working at DBEDT, DOH, and the City and County of Honolulu Board of Water Supply. These interns helped work with an additional 4 government agencies which were recognized in an April 2013 ceremony in the Governor's Chambers.

DBEDT also submitted and was awarded a follow-up grant to the EPA Pollution Prevention Grant in Spring (March)/Summer (June) 2013 for continuation and expansion of our work, via a Hawai‘i Growing Green Interns Pollution Prevention Program Proposal to the US EPA Region IX. This grant will allow hiring of 2-4 additional interns and add 4 LBE entities over a two year project period.

DBEDT participated in the organization of two Green Classroom Professional Certificate (GCPC) Workshops held in Nov. 2012 and April 2013 with a focus on conducting energy, water, recycling, and green cleaning assessments using a green classroom toolkit. As a result, the following schools conducted assessments: Kahala Elementary, Waikiki Elementary, Roosevelt High School, Iolani, Mid-Pacific Institute, Soto Academy, Waipahu High School, and McKinley High School.

DCCA: Continued landscape watering schedule of 5 minutes at each station in the evening hours. Continued review and monitoring of cost and consumption data for air-conditioning usage on a monthly basis. Continued to monitor and adjust lighting sensors in our main office building for optimum levels of operation. Continued practice of using compact fluorescents for all exterior lighting. Continued monitoring of energy and other conservation measures by staff, e.g., ensure that lights are turned off in conference rooms and hallways when not in use. Worked cooperatively with DAGS in maintaining energy conservation efforts initiated in past years, such as the desktop power-management software for computers in offices located in the State Office Tower, low-flow toilets and fixtures, and retro-fitted lighting fixtures. Continued encouragement for the use of desk lamps or other forms of task lighting in lieu of overhead lighting in areas where there is adequate natural lighting.

Additional conservation and cost-cutting measures:

1. The department is leveraging virtual server technology and consolidated the number of servers required, which has the added benefit of lowering monthly power and cooling costs as compared to the use of numerous physical servers.
2. To further reduce costs, a sub-meter for landscape irrigation purposes was installed.

The King Kalākaua Building has received the Environmental Protection Agency's (EPA) ENERGY STAR® Designation for multiple years.

DHHL: DHHL has and will continue to circulate educational pamphlets to our homesteaders and staff on water and energy efficiency practices to encourage waste minimization and increase conservation.

DHHL does all it can to conserve water and energy while maintaining its headquarter facilities. Sprinkler and parking lot, exterior building and perimeter lighting are on a timer system which turns off and on automatically during appropriate hours of the day.

All desktop computers are automatically set to turn off the monitor display after being idle for 10 minutes in order to save energy.

DHRD: The department continues to encourage all employees to implement energy conservation practices. Examples include turning off hallway and elevator lobby area lights at the end of the day; and turning off copier machines and computers rather than leaving the equipment on sleep mode.

DAGS: DAGS implemented the following water and energy conservation initiatives for the Leiopapa A. Kamehameha (LAK) building, which this department occupies: (a) installed direct digital controls for the air conditioning system to improve air temperature and circulation in the building; and (b) installed a new revolving front door to conserve air conditioning loss.

DHS: DHS continues to issue water and energy conversation procedures for buildings and offices, in coordination with procedures issued by DAGS.

DLIR: DLIR continues to actively participate and continue the energy conservation practices emphasized in the State's "Green Champion" project.
Also employees are encouraged to practice energy savings methods which were presented in the joint energy conservation workshop conducted by Hawai‘i Energy last year. The workshop was hosted by DLIR and the Dept of Taxation.

DLIR has worked with DAGS and has implemented the following water and energy savings measures:

- Replace old toilet fixtures with new water saving fixtures
- Installation of sensor-controlled restroom plumbing fixtures
- Replace light switches with motion sensors
- Lighting retrofit to energy efficient fluorescent lamps
- Window tinting to lower office temperature from sunlight; resulting in less consumption of a/c
- Air Conditioning: Installation of new a/c units with temperature controlled switches for energy savings
- Purchases of ENERGY STAR® efficient equipment

DLNR: The department installs low-flow fixtures (toilets and sink faucets) to replace older fixtures, which use more water, as department facilities are renovated. Additionally, some remote restrooms use composting toilets, which require very little water. The department has installed waterless urinals in some boat harbor improvements. Additionally in fall of 2010, the DLNR participated in DAGS' Energy Savings Performance Contract to generate utility savings through computer power management. This project was implemented through our IT office and installed desktop power management software in PCs in the Kalanimoku building.

Staff is reminded to turn off equipment when not in use, keep blinds closed, and report equipment malfunctions. Energy-efficient light bulbs are used where feasible and timed sensors have been installed to allow automatic shutoff of lights. Additionally, natural ventilation and lighting are

used in most comfort stations/restrooms. When purchasing new equipment the department tries to purchase energy-efficient machines when available, such as energy-efficient copiers, etc. The department also tries to remind staff to turn off computers and other appliances that are not in use or at the end of the day.

DOA:

1. Continued to retrieve information electronically on gas consumption and odometer readings from DAGS Automotive Management Division, Tesoro and Hawai‘i Petroleum. Continue to use vehicle refueling log for programs that have vehicles that refuel at places other than DAGS, Tesoro and Hawai‘i Petroleum.
2. Continued to retrieve information electronically on gas consumption and odometer readings for each vehicle from DAGS Automotive Management Division, Tesoro and Hawai‘i Petroleum.
3. Monitored and compiled kWh consumption data and cost for electricity for FY11.
4. Distributed DAGS memo requesting employees to conserve energy and to report any water waste from open faucets, leaky plumbing fixtures, and broken and/or inefficiently run irrigation systems.
5. Developed spreadsheet to compare FY 2012 data to previous years on electricity kWh consumption and percentage increase/decrease from previous year and distributed to program managers for their review and information.

DOD: Building Energy Monitor program established in 2008. Staff to report leaks ASAP. FY11, Several Water Efficient Landscape designs to progress. RTI (Waimanālo) and Building 1898 (Kalaeloa). Reviewing water efficient devices such as urinals, toilets, vanities, and showers.

DOE: As part of a statewide High School Athletic Facilities Master Plan currently underway, the DOE is studying the cost effectiveness of replacing football fields with artificial turf which would help to reduce the amount of water needed for irrigation. Currently a synthetic track and field is being designed for McKinley High School.

In November 2012, over 30 schools sent participants to the USGBC Hawai‘i Chapter Green Schools Committee’s “Green Classroom Professional Certificate + Toolkit + Training Workshop.” DOE’s Office of School Facilities and Support Services was also an educational partner for the event which included a training session on how to conduct a water audit at your school and how to follow up with water conservation measures. In April 2013 3 schools reported their findings at a follow up session at Waikiki Elementary School.

DOH: The DOH limits the use of air conditioning and lights in its buildings to core business hours. After hours operable windows and individual desk lamps are utilized.

DOT: To reduce waste and increase conservation, the DOT implemented the following:

Water efficiency:

- Check for and fix leaks as soon as possible.
- Install low-flow toilets, low-flow shower heads and faucet aerators as practical.
- Install timers or require staff to conduct irrigation and watering of plants during early morning or evenings to reduce water lost to evaporation. Adjust watering time down to the minimum required to keep green growth on landscape areas.
- Xeriscape landscaping when possible.

- Filter water for recycling in the car wash system at our Consolidated Rental Car Facility (ConRac) at Kahului Airport (OGG).

Energy efficiency:

- Install timers onto HVAC and/or motion detectors onto lighting systems and other equipment facilities as appropriate.
- Install tinting to windows and glass doors as appropriate.
- Monitor lighting levels and use natural window/skylight lighting when sufficient.
- Turn off lights in room and computers when not in use.

DOTAX: DAGS is currently implementing the following energy saving initiatives in the Keʻelikōlani Building:

- Infrastructure work for air conditioning controls (routing DDC communication cables in ceilings and air handle rooms) is currently being performed. This is part of DAGS' Energy Savings Performance Contract.

FTZ: The FTZ proposes to seek professional design consultation assistance to install a photovoltaic system on the roof and/or parking lot of the Pier 2 facility. This will achieve, it is envisioned, 2 immediate goals: to offset current energy costs and to reduce the energy and environmental footprint of the FTZ facility. In the long run, it is believed that such a system could serve as a role model for neighboring State facilities such as those managed by DOT-Harbors.

HHFDC: As will be noted later in this report, since FY 2008 HHFDC has been monitoring all electrical usage paid for by the nine (9) rental housing projects under their control and continue to make strides in this area.

Also, several years ago, the agency began compiling billing data associated with the usage of natural gas and water/sewer. Along with this HHFDC has been taking steps to reduce these numbers in both categories.

One plan concerning water/sewer usage was put into action during FY 2013 and should be completed within this fiscal year. It entails the simple throttling of the flow of water with the installation of water saving faucet aerators. Residential and commercial tenants will take awhile getting used to the lower volume, but will still get their hands rinsed clean.

A larger scale project, at the Pohulani Elderly building, will be the replacement of two (2) old single pass hot water heaters that are constantly re-firing to maintain the hot water temperature in the system, not very efficient. Research continues on the possibility of replacing these with more efficient quick recovery on-demand gas hot water heater.

Another possible project is the installation of timer switches on all single unit hot water heaters that would shut down the power/fuel to the heater during off peak hours during the day when most people are out of their home or late into the night when everyone is asleep.

HHSC: Oʻahu Region has implemented water and energy efficiency practices in operations and construction work. In the Maui Region, adjustments were made to the irrigation timing systems, upgraded to energy efficient air conditioning units, installing additional low flow plumbing fixtures and energy efficient lighting systems.

HPHA: Agency utilizes low-flow water closets, faucets and showerheads in all modernization projects and is converting all incandescent light fixtures to utilize CFL and requires the use of CFL light bulbs throughout. The HPHA is also replacing utility infrastructure as much as possible in its modernization projects as funding permits.

HSPLS: On behalf of the HSPLS, DAGS-Central Services Division (CSD) and DAGS-PWD staff has implemented energy efficiency practices. The status of projects being accomplished by DAGS for the HSPLS is:

1. Completed window tinting projects for certain libraries statewide;

2. Constructing or completed construction of Photo Voltaic systems on the following Public Libraries: Waimea and Hanapepe on Kauaʻi; Waianae and ʻĀina Haina on Oʻahu; Kahului on Maui and Kailua-Kona on Hawaiʻi Island.

3. Completing retro-commissioning studies at libraries statewide.

NELHA: NELHA staff is aware of the need to reduce waste and recycle materials, conserve water resources by using only the minimum amount of water needed and turning off lights and equipment when no longer necessary. All of NELHA's administrative buildings are centrally cooled by a seawater air-conditioning system.

PSD: Based on the current ESPC with NORESCO, the total energy "cost avoidance" is projected to be approximately $2.3 million, of which there is a guaranteed $1.98 million in savings as per the contract for the OCCC and Halawa facilities. Due to the success of the first two facilities' ESPC, PSD is looking to expand the concept to all facilities statewide.

UH:

ASSESMENT

- UH-Hilo - New construction includes dual flush valves on the toilets (1-gallon for grey water, 3-gallon for brown solids). All the faucets and showers have low-flow heads. Existing facilities have been and are continuing to be converted to these same low use devices in campus restrooms, locker rooms and dormitory shower facilities. The campus does not irrigate the landscapes as Hilo's rain forest climate average 140" rain a year. Only new installations are temporarily irrigated until the plants are well established. Toilets have dual flush 1 gallon for liquid waste and 3 gallon for solid waste. Pre-existing urinals have low volume one gallon flush valves. Waterless urinals are in Science and Tech Building. Current construction includes minimal water urinals (1/8 gallon flush).
- Hawaiʻi CC – Cafeteria, replaced old walking refrigerators/freezer, new awning windows, AC split system. Electronics, replaced old chiller with AC split sytem. Campuswide delamp light fixtures, use of energy efficient light bulbs, and installation of motion sensor light switches in selected restrooms. Building 3378 & 3397 replacing AC units. Building 3381 replaced traditional jalousie windows with energy efficient louver system. Submetered 4 shops and 2 portable buildings to monitor electrical costs. Installed several bottle-filling water stations.
- Honolulu CC – Completed sub-meter to irrigation system phase 1. Replaced toilets, urinals, and lavatory fixtures with low flow type valves and moderators.
- Kapiʻolani CC – Completed sub-meter to irrigation system. Replaced toilets, urinals, and lavatory fixtures with low flow type valves and moderators.
- Leeward CC – Currently in planning stages of a rainwater recovery system whereby the campus would convert an existing dive tank pool to a water catchment basin to irrigate the

lower campus; and plans to sub-meter the irrigation system. Replaced toilets, urinals, and lav fixtures with low flow type valves and moderators. Completed sub-meter to irrigation system. Installed several bottle-filling water stations.

- Kauaʻi CC – Replaced toilets, urinals, and lavatory fixtures with low flow type valves and moderators. Pending installing several bottle-filling water stations.
- UH Maui College – Installed waterless urinals in the Student Center building. Have installed dual flush toilets in its Nursing building. With an Energy Savings Performance Company, the College implemented and installed efficient mechanical and plumbing systems campus wide, which included chiller consolidation, lighting retrofits, efficient plumbing fixtures, etc. Pending installing several bottle-filling water stations.
- Windward CC – Sub-metered cooling towers and campus irrigation system. Through the ESPC contract, replaced toilets, urinals, and lavatory fixtures with low flow type valves and moderators. Upgraded and repaired the Agriculture's turf management program with more efficient irrigation systems. Installed several bottle-filling water stations.
- UH Mānoa - Continues to perform between $6 million and $10 million in deferred maintenance/energy efficient design/construction projects per fiscal biennium. These projects have allowed UH Mānoa to minimize the increase in energy consumption due to new construction projects, major renovation project and the growing consumption demand for research activity.
- UH Mānoa – Continues the "Mānoa Green Day" program that shuts down the HVAC systems in participating buildings and auditoriums during non-working hours, weekends, holiday and semester breaks. This program is continuously growing throughout the campus.
- UH-Mānoa – Various Deferred Maintenance project with energy efficient design:
  1. Upgrade Chilled Water Loop C Water Distribution, Equipment, Accessories and Controls- Work included optimizing the sequencing of the Loop operation, modifying the distribution piping, replacing the pumping system.
  2. Construction Chilled Water Loop D- Work included maximizing the capacity of existing central plant system that served Webster Hall only to include extending a chilled water loop distribution piping to also service Edmondson Hall and Snyder Hall (in the near future). The need to construct separate chilled water plants for Edmondson and Snyder Hall is not needed because of this project. Because of diversity in the Loop system, the capacity of the Loop D chilled water plant could be 20% or more smaller than the total capacity of the chilled water plants for Edmonson, Snyder and Webster Halls if they all needed separate plants. This equates to energy savings. Current M & V data shows the central plant efficiency at 0.45 – 0.80 KW/Ton (Hawaii Conditions) and the chiller efficiency at 0.3 – 0.5 KW/Ton (Hawaii Conditions).
  3. Saunders Hall Replace/Repair Central Plant system, HVAC Equipment and Controls- Performing M & V (measurement and verification) of the existing building usage prior to designing the central plant, replacing the central plant system, upgrading DDC control and sequencing, installing occupancy sensors on over 125 individual chilled water fan coil unit, post M & V to confirm performance. Current M & V data shows the central plant efficiency at 0.50 – 0.80 KW/Ton (Hawaii Conditions) and the chiller efficiency at 0.4 – 0.5 KW/Ton (Hawaii Conditions)
  4. Various Building-Replace Plumbing Fixtures and piping-Phase 1- Work include replacing existing plumbing fixtures with low flow plumbing fixtures. Purpose of this project is to replace 25-30 year old fixtures and accessories as well as reduce water consumption to the building.
  5. UHM is issuing an RFP for the installation of 1.0 - 1.5 MW of renewable energy on top of the lower campus parking structure and Law Library in 2014.

6. The Planning Office and FMO advocate for construction project compliance with LEED Silver (min.), which addresses water conservation and reduced potable water use in Water Efficiency credits P1, C1,2, & 3.

Act 96 SLH 2006: Buildings and Facilities

(5) Incorporate principles of waste minimization and pollution prevention, such as reducing, revising, and recycling as a standard operating practice in programs. This includes programs for waste management in construction and demolition projects, and office paper and packaging recycling programs.

AG: All purchasing staff has been advised to first consider recycled materials, especially paper, when reviewing and processing purchase requisitions. AG's offices continue to utilize the recycle bins in the copier rooms, and within each division boxes are provided for recycling paper. Staff has also been trained to save and transmit documents electronically, whenever possible. The department, along with Tax and Labor, hosted a recycling event to dispose of broken furniture and recycling materials at no cost to the State.

B&F: Department participates in e-recycling and recycling of office paper.

DAGS: DAGS has incorporated boiler plate language for construction waste management for LEED projects into its Design Consultant Criteria Manual.

DAGS-CSD notes that programs are in place to practice principles for waste minimization and pollution prevention at 13 state office buildings serviced by DAGS for the recycling of white paper and cardboard.

DBEDT: DBEDT promotes the Lead By Example Resource Efficiency Checklist to agencies that are implementing programs to reduce energy, water and waste in their offices and building operations. The program uses checklists which also serve as a tool to guide agencies toward greener office practices, systems and products.

DBEDT facilities in the Capitol District offer paper, newspaper, cardboard and beverage container recycling.

DCCA:

- Blue recycle bins are used to facilitate paper recycling in the department. Recycled paper is picked up weekly by a vendor contracted through DAGS.
- The department has disseminated information on e-waste recycling facilities and will take advantage of another disposal event sponsored by UH if available.
- Whenever practicable, electronic documents are generated in lieu of hardcopy documents; one of the department's program has embarked on a successful multi-year scanning project to convert documents to electronic files.
- Encouraged double-sided printing whenever practicable.

DHHL: DHHL has encouraged staff to recycle office paper and other recyclables whenever possible. Land Development Division is encouraged to incorporate waste management programs in their development/construction contracts to minimize waste and pollution prevention.

DHRD: The department recycles office paper, cardboard boxes, used printer cartridges, and telephone books. In April, DHRD participated in the Earth Day eWaste Recycling event for electronic waste and was able to safely dispose of broken equipment and old UPS batteries.

DHS: DHS continues to implement waste minimization and recycling procedures, consulting with the appropriate agencies such as DAGS and DOH.

DLIR:

- DLIR, Dept of Taxation and the Attorney Generals' Office jointly sponsored and participated in the "Going Green" recycling event on May 31, 2013 at the Keeliokalani Building. Examples of acceptable items were old equipment, scrap metal, computers, printers, printer cartridges, and free shredding. All proceeds from the recyclable waste will be deposited to the State Treasury.
- Divisions are encouraged to schedule regular recycling of paper products, printer cartridges, etc.
- DLIR will continue to look for ways to reduce waste and recycle wherever possible.

DLNR: DLNR encourages its staff to implement office paper, computer equipment, printer ink cartridges recycling, and such a program as are in place. DLNR has begun to incorporate energy savings practices into design projects such as the recycling of existing asphalt and concrete pavement into backfill material.

In FY 13, recycled asphalt materials were used at Diamond Head State Monument Improvements and Puʻu ʻUalakaʻa Stat Wayside Road and Parking Improvements projects.

DOA: Continued to recycle white paper and cardboard under DAGS contract with Island Recycling.

DOD: Executive Order 13514 mandates increased waste diversion and pollution reduction. HIARNG's Integrated Solid Waste Management Plan has been updated. A prior FY03 ISWMP is outdated. Recycle bins and areas are located at major sites. Increased solid wasted pickup and reporting contracted with Goodwill. Revised Pollution Prevention plan being commented on.

DOE: In November 2012, over 30 schools sent participants to the USGBC Hawaiʻi Chapter Green Schools Committee's "Green Classroom Professional Certificate + Toolkit + Training Workshop." DOE's Office of School Facilities and Support Services was also an educational partner for the event. One of the four training sessions was on how to start school level recycling programs with presentations by Kokua Hawaiʻi Foundation and Opala.org representatives. Both of these organizations have helped schools implement student led waste minimization programs.

All schools on Kauaʻi have separate bins for refuse, cardboard, and green waste. Schools in the Kona/Kealakehe area have a recycling bin added to their regular trash bins.

DOH: The DOH continues to promote recycling in all of its offices.

DOT: To minimize and prevent pollution, the DOT when practical implements the following:

- Promote the use of electronic documents.
- Reduce the printing of emails and faxes.
- Program double sided printing on copiers and printers.
- Provide recycling bins for metals, glass, plastic, cardboard and paper.

• Incorporate the use of recycled products and materials in construction projects.

DOTAX: This past May DOTAX, along with Department of Labor and Attorney General, hosted an Aloha ʻĀina recycling event to dispose of scrap metal from non-freon appliances, computers and monitor, printer cartridges, newspaper, telephone books, broken furniture and other recycling materials at no cost to the State. The recycler, Schnitzer Steel Hawaiʻi Corp., will submit a check, which will be deposited into general funds, to DOTAX for the value of metal and other materials recycled during the event.

FTZ: The FTZ currently recycles all cardboard, newspaper, phone book, and aluminum, plastic, and glass soft drink containers. Where applicable, the FTZ utilizes vendors that offer recycling services for disposal of similar items for construction and/or maintenance of the facility.

HHFDC: In last year's report it was noted that HHFDC had asked all associates and tenants to help in reducing waste going into the dumpsters. The word must have been heeded about minimizing waste and participating in recycling. Through their conscious or unconscious efforts to reduce contributions forwarded to the landfills, there was a considerable reduction in the overage charges that were levied when the dumpsters/trash receptacles are overfull. This could amount to as much as a two plus (2+) percent reduction in the overall cost of solid waste removal.

HHSC:

- Oʻahu Region - Oʻahu Region has been recycling steel materials on a quarterly basis with a recycling firm.
- Maui Region - Waste is minimized by utilizing processes to maximize recyclable materials such as paper, cardboard, green waste, paints, batteries, electronic devices, metals, construction materials, and unused medical supplies and surgical equipment using appropriate vendors.

HPHA: Provides monthly waste paper recycling program for central offices and has updated the bid process by providing electronic files rather than hard-copies for the bid packet.

HSPLS: DAGS has incorporated into their Design Consultant Criteria Manual boiler plate language for construction waste management for LEED projects. HSPLS uses DAGS in its implementation of construction projects. HSPLS-Logistic Support Section is responsible for the shredding and recycling of paper generated in the disposal of lapsing fiscal files

NELHA: NELHA staff is required to consider purchases of recycled paper products. Recycle bins for aluminum cans and bottles are available on site for use by NELHA staff and NELHA Tenant staff. NELHA Operations staff recycle wood, aluminum and steel materials generated from industrial activities related to operating NELHA facilities.

PSD: PSD will work with DBEDT to formulate a strategy to address this requirement.

UH:

- UH-Hilo - The campus actively reuses waste paper for internal non-official communications. UH system has adopted a policy that all communication with student is by email, greatly reducing the paper mail being generated and sent. The campus has a new and active MIXED recycling process, where all types of paper, plastic #1, 2, 5, clean metal cans, glass are all recycled versus taken to the landfill. The old program involved SORTED recycling, and the new mixed recycling process should more than double the amount of recycled to an estimated

132,000 cubic feet of waste now being diverted from the landfills. Also the campus has an active beverage redemption program where HI-5 containers are collected and managed by the student clubs and service organizations on campus. The University's practice is to buy recycled goods that meet the EPA's current guidelines, including reduction in packaging and buying in bulk quantities where practical. UH Hilo just completed another round of e-waste recycling, sending back 9 pallets of computers at an estimated weight of 4,500 pounds.

- UH Maui College – College is working on becoming a member of ASHRAE. UH Maui College has installed recycling stations campus wide. New Science Building Ike Lea requires waste management and recycled building materials in its construction contract to earn LEED points.
- Leeward CC – Campus-wide paper recycling program initiated during the 2009-09 academic year with the placement of paper recycling containers and bins in every office and classroom across campus. Installed a solid waste compactor to reduce construction and solid waste.
- Windward CC: In the new Library Learning Commons building, there will be a recycling station for materials on campus that can be recycled.
- Honolulu CC-Hi-5 and paper container has been stationed on campus to minimize waste. Installed a solid waste compactor to reduce construction and solid waste.
- Kapiʻolani CC- Installed a solid waste compactor to reduce construction and solid waste.
- Haw CC – Campus wide paper, cardboard, and HI recycling program.
- Kauaʻi CC – Currently working to expand campus wide paper, cardboard, and HI recycling program.
- UH-Mānoa – UHM is implementing the following:
  1. The Planning Office and FMO advocate for construction project compliance with LEED Silver (min.), which addresses waste management in demolition and construction projects and promotes reduction of waste, re-use of products, redirecting waste to recycling in Materials & Resources credits P1, C1, 1.1, 1.2, 2,3,& 4.
  2. UHM has a recycling program that includes a web site showing the location of these containers, electronic recycling events, and waste disposal procedures to prevent pollution of landscape and water ways.
     See http://Mānoa.hawaii.edu/landscaping/recyclingpage/recycle.php
  3. The UHM Sustainability Council is working on a Food Policy that will encourage development of programs that support increase of food production on campus property, using that food in greater percentage of dishes sold on campus, learning entrepreneurial skills associated with selling local at open markets on campus, working with landscape design classes to grow more edible landscapes on campus, and working with food services to take waste and employ it in a composting system that is reused in agriculture programs, across campus landscapes, and sold to local composting companies for island distribution. BGM has a composting program using campus cuttings in their landscape gardens.
  4. All green waste is now processed on campus and utilized by the Grounds maintenance team. This has reduced our need to haul waste across the island. The recycling program has installed 300 more recycling collection receptacles across campus including paper, glass, plastic, aluminum and bi-metal. We have increased our cardboard recycling by 1000% since 2006 and 50% since 2012. The paper recycling increased 32% from last year but has held steady over the last 5 years. UHM continues to make huge strides in its recycling program.

Act 96 SLH 2006: Buildings and Facilities

(6) Use life cycle cost-benefit analysis to purchase energy-efficient equipment such as ENERGY STAR® products and use utility rebates where available to reduce purchase and installation costs.

This section does not apply to the following agencies: NELHA

AG: All staff involved in purchasing equipment have been advised of the ENERGY STAR® program and must document reasons for not purchasing ENERGY STAR®, when available.

B&F: Department purchases ENERGY STAR® compliant equipment where feasible and possible.

DAGS:

1. Mechanical equipment (i.e. A/C, pumps, etc.) have long been required by DAGS to be of the high efficiency type and utility rebates have been used to help offset installation and higher pricing costs for the energy-efficient products. In FY 2008, DAGS worked with HECO to improve internal procedures to insure utility rebates are not missed and currently have those procedures in place.
2. DAGS considers cost/benefit analysis for replacing existing A/C systems with new, more efficient, systems even prior to the existing systems reaching their expected life span.
3. ENERGY STAR® equipment, where available, is a standard requirement for all construction.

DBEDT: DBEDT has and continues to advocate for ENERGY STAR® Product Awareness and Procurement, which includes the following activities:

- Providing technical assistance to housing, local government, state and/or federal agency representatives in purchasing ENERGY STAR® products.
- Promoting other training opportunities such as on-line ENERGY STAR® webcasts in areas such as ENERGY STAR® Procurement and Products, and Computer Power Management.

DBEDT also provides technical assistance to support labeling ENERGY STAR® State of Hawai‘i buildings. DBEDT arranges and promotes training in ENERGY STAR® Portfolio Manager, an online tool for comparing building performance with similar buildings nationwide and provides building managers information that helps prioritize investment. To date 21 state facilities have received the ENERGY STAR® certification, which means the building ranks in the top 25% of similar buildings nationwide.

DCCA: DCCA uses life cycle cost-benefit analysis to evaluate computer equipment purchases such as servers and PCs. The department continues its practice of purchasing ENERGY STAR® products for all available computer equipment, and as applicable will purchase ENERGY STAR® products when replacing office equipment.

DHHL: DHHL recently upgraded its Xerox machine to more energy efficient models, and eliminated one machine from its operations in order to save energy. All machines are ENERGY STAR® products.

DHRD: The department uses the State Procurement Office price/vendor lists for procurement of most of its equipment. Multi-functional copiers that are leased and computers that are purchased are ENERGY STAR® products.

DHS: DHS procurement procedures include requirements for purchasing energy-efficient products such as ENERGY STAR®, and as applicable will utilize available utility rebates.

DLIR: The DLIR programs are required to purchase ENERGY STAR® products and will continue to check whether utility rebates are available and can be utilized in the purchase of the products as part of the procurement procedure/policy.

DLNR: DLNR uses life cycle cost-benefit analysis to purchase energy-efficient equipment such as ENERGY STAR® products, and uses utility rebates where available to reduce purchase and installation costs.

DOA: Sent annual reminder to staff of department's Energy and Water Conservation and Resource Efficiency Program which provides policies, guidelines, and practices with goal to minimize energy, fuel, and water consumption and implement resource-efficient operations including purchasing energy efficient equipment such as ENERGY STAR® products and use utility rebates when available.

DOD: Per federal mandates, all equipment is specified ENERGY STAR® rated or energy efficiency equivalent, including appliances and computers.

DOE: The Superintendent for the DOE has issued guidelines for cost controls to all schools which includes the following requirements for ENERGY STAR® appliances:

• All appliances (refrigerators, microwave ovens, toasters, coffee makers, rice cookers, etc.) in classrooms and offices should be ENERGY STAR®-rated appliances. Personal appliances should be limited to no more than one of each on each floor of a building. Other personal appliances shall be removed immediately.

• Purchase or lease only ENERGY STAR®-rated computers, copiers, printers, and servers.

DOH: The DOH has received over $100,000 in rebates for lighting and mechanical systems retrofits thru capital improvement projects in FY13 and FY14. The DOH plans to continue this practice with future projects.

DOT: The DOT provides awareness and knowledge of life cycle cost-benefit analysis, ENERGY STAR® technologies and utility rebates when available. By replacing older equipment such as traffic lamps and computers with ENERGY STAR® compliant products the DOT has seen savings and returns on investment.

DOTAX: DOTAX uses life cycle costs to evaluate equipment procurements and will use utility rebates where available to reduce purchase and installation costs.

FTZ: The FTZ only purchases ENERGY STAR® rated computers, printers, and energy efficient peripheral equipment such as data storage, photographic, and scanning devices. Such devices have automatic shut-off features to prevent over-charging. When and where possible and made available, the FTZ would utilize rebates to save the State money.

HHFDC: HHFDC is continuing to require that all vendor supplied apartment appliances (ranges, refrigerators, etc.) and offices equipment be "ENERGY STAR®" rated or the best equivalent.

HHFDC has awarded new laundry vendor concession contracts on eight (8) of the multi-family housing developments on three (3) islands. The awards were to two (2) different vendors who yielded the best return for the state on their investment. Both vendors used "ENERGY STAR®" rated commercial Maytag & Speed Queen washers and dryers. All feedback information indicates a reduction in all applicable utility costs (electric, gas & water).

HHSC:

- O'ahu Region - The O'ahu Region has incorporated in its procurement process the acquisition of ENERGY STAR® products and other energy saving equipment whenever possible.
- Maui Region – The Maui Region continues to apply and receive rebates from the utility companies and purchasing of ENERGY STAR® products is part of our acquisition processes.

HPHA: The agency-wide green assessment and report, or Green Physical Needs Assessment (GPNA) and energy audit will include recommendations for potential energy-savings and environmental strategies for our existing projects statewide. The HPHA will use this report to schedule a plan of action for the next five years.

HSPLS: HSPLS utilizes DAGS in its purchase of energy efficient equipment for construction projects.

1. Mechanical equipment (i.e. A/C, pumps, etc.) have long been required by DAGS to be of the high efficiency type and utility rebates have been used to help offset installation and higher pricing costs for the energy efficient products. In FY 2008, DAGS worked with HECO to improve internal procedures to insure utility rebates are not missed and currently have those procedures in place.
2. DAGS considers cost/benefit analysis for replacing existing A/C systems with new, more efficient, systems even prior to the existing systems reaching their expected life span.
3. ENERGY STAR® equipment, where available, will be a standard requirement for all construction.

PSD: PSD has improved its performance in this area, due to working with consultants to emphasize the importance of energy efficient equipment. The department will continue to strive to make continued improvements in this area.

UH:

- UH-Maui College - The College has implemented a campus policy that requires all programs to purchase ENERGY STAR® rated equipment or appliances. Re-lamping existing lighting throughout the campus to energy efficient lamps/bulbs with occupancy sensors and installing energy management controls to all AC equipment.
- Windward CC - Energy efficient equipment are being purchased to replace non-efficient ones. Rebates have been received as a result of this concerted effort. Completed re-lamping existing lighting throughout the campus to energy efficient lamps/bulbs with occupancy sensors and installing energy management controls to all AC equipment. PC monitor control software and vending machine controls.
- Kapi'olani CC - Completed re-lamping existing lighting throughout the campus to energy efficient lamps/bulbs with occupancy sensors and installing energy management controls to all AC equipment. PC monitor control software and vending machine controls.

- Leeward CC - Completed re-lamping existing lighting throughout the campus to energy efficient lamps/bulbs with occupancy sensors and installing energy management controls to all AC equipment. PC monitor control software and vending machine controls.
- Honolulu CC - Completed re-lamping existing lighting throughout the campus to energy efficient lamps/bulbs with occupancy sensors and installing energy management controls to all AC equipment. PC monitor control software and vending machine controls.
- Kauaʻi CC - Completed re-lamping existing lighting throughout the campus to energy efficient lamps/bulbs with occupancy sensors and installing energy management controls to all AC equipment. In progress with $100,000 investment to install light occupancy sensons.
- UH-Hilo - Continue to work with Hawaiʻi Energy in their rebate program to purchase energy efficient air-conditioning and lighting through the campuses repairs and maintenance programs. The campus practice is to decommission old inefficient refrigerators, air conditioners, ice makers, dehumidifiers, and replace these products with energy efficient models that meet the ENERGY STAR® criteria.
- UH-Mānoa - Shidler College of Business-R/R Central Plant and Controls-Replace existing central plant system to optimize efficiency. HECO rebate: $ 14,000.00
- UH-Mānoa - Upgrade Chilled Water Loop C Water Distribution, Equipment, Accessories and Controls- Modify DDC controls for optimum efficiency. HECO rebate: $ 15,600.00
- UH-Mānoa - in FY 2013 UH Mānoa received $ 29,600.00 in HECO rebates from the installation of energy efficient HVAC design (see projects above)

STRATEGY:
The University of Hawaiʻi systemwide will continue to apply the LEED rating system in all Capital Improvement Program new and major renovation projects

Act 96 SLH 2006: Buildings and Facilities

(7) Procure environmentally preferable products, including recycled and recycled-content, bio-based, and other resource-efficient products and materials.

AG: Recycled paper is required, unless previously approved by the Administrative Services Office. Staff is aware of the policy to utilize environmentally friendly products; however, there is very minimal use of hazardous materials within the department.

B&F: Department purchases paper products with recycled content where feasible and possible.

DAGS: DAGS CSD procures environmentally preferable products, whenever possible. The CSD's Custodial Program uses Green Seal or other certified environmentally friendly products to clean their buildings. The State Procurement Office (SPO) continues to provide to Executive Departments, and other chief procurement officer (CPO) jurisdictions (DOE, OHA, HHSC, Judiciary, Legislature), including the counties, SPO Price and Vendor List contracts utilizing ENERGY STAR®, recycled, or environmentally preferred products (EPP). Prior to re-solicitation for new contract terms, assessments of current contract specifications and review of market availability are conducted to ensure energy-efficient products and supplies are made available through the SPO Price and Vendor lists such as:

- WSCA Facilities Maintenance Repair & Operation (MRO) - Statewide WSCA #1862, SPO Vendor List Contract #11-10 offering green products such as cleaning products with the Green Seal or equal certification;

- WSCA Multifunction Copiers & Related Software-Statewide WSCA#175, SPO Vendor List Contract #11-11 offering recyclable toner containers, organic photoreceptors, & environmentally preferred toner ink;

- SPO Price List #13-01 offering disposable polyethylene bags, including biodegradable bags;

- SPO Price/Vendor List #11-07, Office Supplies and Printer Cartridges offering recycled paper and paper products, remanufactured printer cartridges.

- SPO Price List contract #11-06, Paper, Coarse Products offering recycled products

- Envelopes and Forms, Procured every year; limited time period to purchase for recycled content.

For products and supplies not covered by SPO Price and Vendor list, purchasing agencies are required to utilize the following preferences:

- Recycled Products, HRS §103D-1005
- Biofuel preference, HRS §103D-1012
- Preference for oil products with greater recycled content, HRS chapter 103D, Part XIII

DBEDT: DBEDT continues to encourage compliance with environmentally preferable purchasing (EPP) guidelines set forth in Ch 196-9, HRS. Working with the Responsible Purchasing Network in Fall 2012 and Spring 2013, as well as with other agencies, such as the Department of Accounting and General Services (DAGS), and Health (DOH) and Department of Education (DOE) on further development of fact sheets and technical assistance has been done for state agencies and the public schools, in support of this requirement. On December 6, 2012, DBEDT and EPA representatives conducted an EPP webinar at DAGS.

DBEDT procured office and copy paper with 30% post-consumer recycled content, and other office products with recycled content.

DBEDT contracted with the UH Mānoa in developing the 2011 Environmental Product Guide which was printed and distributed to State agencies, businesses that participate in the Hawai‘i Green Business Program, and at the 13th Annual Build and Buy Green Conference in Spring 2013. It is also posted online at: www.energy.hawaii.gov/wp-content/uploads/2011/10/2011-EPG-FINAL_WEB.pdf.

DCCA: DCCA purchases energy-efficient ENERGY STAR®, recycled, or environmentally preferred products, and supplies available through the SPO Price and Vendor lists whenever possible including recycled-content paper and other non-paper goods.

DHHL: DHHL orders recycled office supplies and janitorial supplies when applicable.

DHRD: The department purchases environmentally preferable products as contained in the State Procurement Office price/vendor lists. Office paper and toner cartridges are examples of items purchased that are recycled content products.

DHS: DHS continues to coordinate with the State Procurement Office (SPO) to ensure that price list products satisfy environmentally preferable product requirements.

DLIR: The DLIR coordinates with the State Procurement Office in the purchase of environmentally preferable products including recycled and recycled-content, bio-based, and other resource-efficient products and materials.

DLNR: DLNR encourages the use of recycled products with contractors. DLNR also adheres to the allowed 10% price preference for bids using recycled products in accordance with Section 103D-1005, Hawai‘i Revised Statutes.

DOA: Sent annual reminder to staff of department's Energy and Water Conservation and Resource Efficiency Program which provides policies, guidelines, and practices with goal to minimize energy, fuel, and water consumption and implement resource-efficient operations including promoting 4Rs- reduce, recycle, reuse and re-buy, and encouraging use of the Department of Business, Economic Development and Tourism Environmental Product Guide for listing of environmentally preferred products. HDOA purchases only recycled copy paper.

DOD: Per federal and state mandates, environmental preferable products are specified.

DOE: DOE, in conjunction with DBEDT, will be issuing a memo to all schools regarding the required use of green cleaning products.

DOH: The DOH continues to promote this practice.

DOT: The DOT procures environmentally preferred products such as recycled paper, ink cartridges and construction materials with recycled content.

DOTAX: DOTAX coordinates with the State Procurement Office in the purchase of environmentally preferable products including recycled and recycled-content, bio-based, and other resource-efficient products and materials.

FTZ: The FTZ only purchases paper products from approved price list vendors; the standards are set by DAGS procurement and intended to provide for the purchase of the most environmentally friendly and cost competitive products.

HHFDC: HHFDC has continued to apply the standard practices of purchasing only copier and business paper products that have a thirty percent (30%) recycled material content.

Janitorial staffs are using green cleaning applications in order to be more environmentally friendly. Maintenance crews are using paints, floor coverings and other products with low or zero Volatile Organic Compounds (VOCs) content. This ensures that tenants enjoy a safer, more habitable place they can call home.

HHSC:

- O‘ahu Region - The O‘ahu Region has incorporated in its procurement process the acquisition of environmentally preferable products whenever possible.
- Maui Region – The Maui Region procurement process incorporates the State Price list for environmentally safe products and are reviewed prior to purchase.

HPHA: Agency is developing language for all procurements to request environmentally preferable products and utilizes the Recycled Product incentive in its bid documents.

HSPLS: HSPLS has tried and will continue to research environmentally preferable products for office use and custodial services of all our public libraries and offices. HSPLS-Logistic Support Section continually monitors the janitorial supply market for environmentally friendly alternatives that may be appropriate for incorporation into the operational supply chain. Delivery vehicles on O'ahu currently use a service vendor that uses bio-based engine oil as a part of routine service. Delivery boxes used in delivery that are too worn are generally taken to a recycler.

NELHA: NELHA purchases all paper products to include copy and bond paper, paper towels,toilet paper, etc. through the State Bid List that contain the recommended content.

PSD: PSD utilizes the price lists issued by the State Procurement Office for its requirements for Office Supplies, Coarse Paper Products. These price lists do incorporate products that are environmentally preferable. The procurement of environmentally preferable products is under review for various commodities not addressed in a SPO price list.

UH:

- UH-Maui College - the Culinary Program uses biodegradable food cartons, forks, knives and spoons in its foodservice operation. The Operations and Maintenance Department uses organic fertilizers and environmentally friendly cleaning solutions. College perimeter fencing and parking lot curbs are made out of recycled plastic. College parking lot planters were filled with rounded recycled glass chips. The Culinary department purchases recycled paper goods.
- Honolulu CC- pending construction of a PV shade structure
- Kaua'i CC- pending incorporation of a bio mass system; study and contract negotiation needed. Also, utilize bio-diesel from Kaua'i Farm Fuels, Inc. to operate the college's tractor mower and electricity produced by an 82.3 kwh photo-voltaic system installed on the roof of the One Stop Center building.
- Windward CC – Operation and Maintenance has been purchasing environmentally preferable products for our Library and Learning Commons facilities here on campus.
- UH-Hilo - The University purchases toilet paper and hand towels that meet the current EPA guidelines of 40% post-consumer recycled content; including plastic and picnic tables made from recycled plastic.
- UH-Hilo - The University purchases toilet paper and hand towels that meet the current EPA guidelines of 40% post-consumer recycled content; including plastic and picnic tables made from recycled plastic.
- UH-Mānoa - The UHM Sustainability Council is working on a green purchasing program to promote a campus-wide policy for the procurement of environmentally preferable products. Paper towels contain 40% recycled content and toilet paper contains 20% recycled content. UHM eliminated carpet extraction chemicals and substituted with hydrogen peroxide.

Act 96 SLH 2006: Transportation Vehicles and Fuel

(1) Comply with Title 10, Code of Federal Regulations, Part 490, Subpart C, "Mandatory State Fleet Program", if applicable.

This section does not apply to the following agencies because they do not have a fleet: AG, B&F, DBEDT, DCCA, DHRD, DLIR, DLNR, DOTAX, FTZ, HCDA, HHFDC, HPHA, HSPLS, NELHA

The following agencies are in compliance, with no additional comments necessary: DHHL, DOA, DOD, DOE, DOH, DOT-Airports, DOT-Harbors, DOT-Highways, HHSC

DAGS: Strategy: DAGS Automotive Management Division (AMD) has determined it is in compliance with federal requirement by purchasing only new alternative fuel vehicles. Vehicle purchases continue to comply with 10 CFR, Part 490, on alternative fuel E85 vehicles. Covered Fleet Vehicle purchases conducted by the State Procurement Office (SPO) continue to comply with 10 CFR, Part 490, on alternative fuel E85 vehicles and Non-Covered Fleet Act 96 Part IV, HRS section 103D-412, Energy-Efficient Vehicles. DAGS plans are to continue to update and replace ageing fleet with energy-efficient vehicles. DAGS AMD has installed PV panels for the motor pool garage and Makai Garages.

When SPO purchases any vehicles on behalf of departments, the vehicle specifications shall be in compliance with 10 CFR, Part 490, on alternative fuel E85 vehicles and Non-Covered Fleet Act 96 Part IV, HRS §103D-412.

DHS: DHS continues to coordinate with DAGS-Automotive Management Division (AMD) to ensure that vehicle purchases comply with the applicable requirements.

PSD: While PSD is a law enforcement entity that is exempt from Title 10, in past procurements has followed the intent of Act 96 (2006) where applicable. Examples are purchasing vehicles that are "Flex Fuel" capable - where they can run properly on either regular gas or E-85.

UH:

- UH-System - University of Hawai‘i Transportation Services fleet is a covered fleet and is currently in compliance with Title 10.
- Kaua‘i CC - purchased 2011 Toyota Prius Hybrid vehicle to reduce gasoline consumption.
- Windward CC - The College recently purchased two flexible fuel sedans and one cargo van replacing older vehicles that were not as energy efficient.
- UH-Hilo - Federal regulations are for Urban areas (O‘ahu and Honolulu), but don't apply to vehicles on the outer islands. State regulation are followed on the Big Island of Hawai‘i. UH Hilo owns and operates 1 vehicle on O‘ahu (Student recruitment at O‘ahu High Schools) and that vehicle runs on Flex Fuel, which complies with the Federal Regulations.

Act 96 SLH 2006: Transportation Vehicles and Fuel

(2) Comply with all applicable state laws regarding vehicle purchases.

This section does not apply to the following agencies because they do not purchase vehicles: AG, B&F, DCCA, DHRD, FTZ, HHFDC, HPHA

The following agencies are in compliance with no additional comments necessary: DHHL, DLNR, DOA, DOD, DOE, DOH, DOT-Airports, DOT-Harbors, DOT-Highways, DOTAX, HHSC, HSPLS, NELHA, PSD, and UH.

DAGS: Assessment: AMD and SPO review departmental request to purchase passenger vehicles.

Strategy: HAR Section 3-122-13, Development of specifications and HRS Section 103D-412, Energy-efficient vehicles, provides guidance to State and county purchasing agencies on the purchase and leasing of vehicles. The SPO, AMD, and DBEDT have developed guidelines for the purchase of vehicles including energy-efficient vehicles. These guidelines are available on the DBEDT website: http://energy.Hawai'i.gov/programs/achieving-efficiency/lead-by-example/programsachieving-efficiencylead-by-examplevehicle-purchasing-guidelines

DBEDT: DBEDT is aware of and complies with vehicle purchasing requirements. Amendments to vehicle purchasing requirements related to efficiency are disseminated to other agencies through the Lead By Example working groups.

DHS: DHS continues to coordinate with AMD to ensure that vehicle purchases comply with the applicable requirements.

DLIR: The DLIR owns the following vehicles:

1999 Ford Windstar
1994 Chevrolet Astrovan

The DLIR does not have immediate plans to purchase another vehicle in the near future; however, the department will adhere to the applicable state laws regarding vehicle purchases

Act 96 SLH 2006: Transportation Vehicles and Fuel

(3) Once federal and state vehicle purchase mandates have been satisfied, purchase the most fuel-efficient vehicles that meet the needs of their programs; provided that life cycle cost-benefit analysis of vehicle purchases shall include projected fuel costs.

This section does not apply to the following agencies: AG, B&F, DCCA, DHRD, DOD, FTZ, HHFDC, HPHA, and NELHA.

The following agencies are in compliance, with no additional comments necessary: DLNR, DOE, DOH, DOT-Airports, DOT-Harbors, DOT-Highways, and HHSC.

DAGS: Assessment: The AMD and SPO review will provide opportunity to comply with the policy to procure the most fuel-efficient vehicles.

Strategy: This review will mandate agencies to be compliant with law.

DBEDT: DBEDT is aware of and complies with vehicle purchasing requirements and is seeking models to simplify life-cycle cost benefit analysis for purchasing purposes. EIA fuel cost projections researched by DBEDT for use in Life Cycle Cost analysis have been distributed to other agencies via the Lead by Example initiative.

DHHL: DHHL will look put preference on fuel-efficiency when procuring for new vehicles.

DHS: DHS continues to coordinate with AMD and SPO to ensure that vehicle purchases meet fuel efficiency requirements in relation to operational needs.

DLIR: Prior to purchasing a vehicle in the future, the department will insure that any vehicle purchase satisfies federal and state mandates and is the most fuel-efficient vehicle that meets the needs of our program.

DOA: ASO reminded staff of the department's Energy and Water Conservation and Resource Efficiency Program which provides policies, guidelines and practices with the goal to minimize energy, fuel and water consumption and implement resource-efficient operations including purchasing the most fuel-efficient vehicle that meets the needs of the program once federal and state vehicle purchase mandates have been met.

DOTAX: DOTAX will purchase the most fuel-efficient vehicle that meets the needs of its programs and will include a life cycle cost-benefit analysis, including projected fuel costs, in vehicle procurements.

HSPLS: HSPLS-Logistic Support Section considers the needs of the program and long-term operational cost when developing procurement specifications for delivery vehicles.

PSD: This requirement is problematic as most heavy duty vehicles are not EPA rated. PSD awards to the lowest responsive, responsible bidder for its agencies.

UH:

- UH System - UH Transportation Services records vehicle information in Asset Works. A life cycle/cost analysis is conducted to aid in the planning of fleet vehicle purchases.
- UH Hilo - Prior to purchasing any vehicle, a vehicle acquisition request is required, that ensures programs have considered other options, like public transportation, on campus mail service, vehicle sharing, renting/leasing, personal vehicle use w/ prescribed reimbursement, etc. In addition, new vehicle life cycle cost analysis is performed (assumption is ownership is for 10 years) that includes estimated fuel consumption, as well as maintenance costs, insurance, etc for a total of 10 years which also shows the annual cost.

Act 96 SLH 2006: Transportation Vehicles and Fuel

(4) Purchase alternative fuels and ethanol blended gasoline when available.

This section does not apply to the following agencies: AG, B&F, DCCA, DHRD, DOD, FTZ, HHFDC, HPHA, and NELHA.

The following agencies are in compliance, with no additional comments necessary: DOE, DOH, DOTAX, HHSC, and UH.

DAGS: SPO Price List Contract No. 11-05, Gasoline/Diesel Fueling and Gas Credit Card Services –Kauaʻi and SPO Price List Contract No. 13-14, Gasoline/Diesel Fueling and Gas Credit Card Services – Oʻahu, Maui and Hawaii, includes the requirement to establish monthly reports

from the vendors of purchases by each cardholder; and includes the option to supply biodiesel blended fuel (pump price less FET).

SPO Price List contract for Gasoline & Diesel Fuel, Bulk Delivery (13-22 Hawaii, 13-22 Maui, 13-22 Oʻahu, and 11-09 Kauaʻi) are for purchases of ethanol-blended gasoline, E-10, and ultra low sulfur diesel fuel, by all agencies on a statewide basis. The available information will be used to determine total gasoline purchases and expenditures by each purchasing agency. In each contract, the State has the option to convert from petroleum diesel fuel to biodiesel blended fuel at one or more locations by providing ninety (90) days written notice to the Contractor. Prior to re-solicitation, review of market availability of biodiesel fuels are conducted to ensure alternative fuels are made available through the SPO Price and Vendor lists contracts.

DBEDT: DBEDT intends to purchase alternative fuels when available. DBEDT currently uses an electric vehicle (EV) rented from DAGS Automotive Division.

The Hawaiʻi State Energy Office assisted the Hawaiʻian Electric Company (HECO) in designing new electric vehicle (EV) pilot charging rates designed to encourage ownership of plug-in EVs in Hawaiʻi by easing "range anxiety." These rates are a novel approach in dealing with demand charges and a positive step in meeting the state's clean energy transportation objectives and in proving Hawaiʻi as a leader of EV deployment in the Asia-Pacific region. The PUC approved two groundbreaking electric vehicle (EV) pilot charging rates in July 2013.

• Schedule EV-F – This rate will make it financially attractive for business customers to open new public EV charging facilities metered separately from other uses. It will encourage businesses to provide direct current (DC) fast charging, which delivers a quicker charge but at a higher demand.

• Schedule EV-U – This rate allows HECO to operate up to 25 publicly accessible DC fast charging facilities across Oʻahu, Maui County and Hawaiʻi Island, where drivers could quickly recharge their vehicles for a per-session fee. It will also allow the HECO utilities to work with the EV industry to manage EV charging more efficiently and do research on load control and demand response.

The Hawaiʻi State Energy Office partnered with the Hawaiʻi Information Consortium, LLC (HIC) and Honolulu Clean Cities to create and release EV Stations Hawaiʻi to the Android and Apple App Stores. The free mobile application is designed to reduce range anxiety for EV drivers by providing EV charging station locations and mapping directions across all four Hawaiʻi counties.

The State Energy Office completed the Department of Energy "Clean Cities Community Readiness and Planning for Plug-In Electric Vehicles and Charging Infrastructure" grant, which was in partnership with the University of Hawaiʻi Maui College. The grant helped to form the Maui EV Alliance which provides outreach and education to EV drivers and industry leaders on Maui and Neighbor Islands. Under the grant, The State Energy Office published an EV report for the Maui EV Alliance titled: Driving EVs Forward: A case study of the Market Introduction and Deployment of the EV in Hawaii. The report provides information regarding Hawaii's experiences on EV demonstration and deployment, identify challenges and opportunities, and highlight best practices for creating a prosperous EV market in Hawaii.

The State Energy Office partnered with the Honolulu Clean Cities Coalition to directly assist the Maui EV Alliance. The Energy Office provided technical advice and information pertaining

directly to the preparation and editing of Honolulu Clean Cities Coalition published report titled: "Lessons Learned: The Early Adoption of Electric Vehicle Charging Stations from the Perspective of O'ahu's Commercial Properties." The report is available free of charge online at the State Energy Office's and Honolulu Clean Cities' websites.

DHHL: DHHL will use regular grade fuel from Aloha gas stations to fuel its fleet of vehicles.

DHS: DHS continues to coordinate with SPO on purchasing alternative fuels from established price lists.

DLIR: DLIR purchases ethanol blended gasoline from DAGS Automotive.

DLNR: DLNR purchases fuel from vendors as selected by the State Procurement Office in compliance with the Procurement Code. This often includes gas stations that offer ethanol 10 blended gasoline. DLNR is not aware of adequate vehicles that operate on alternative fuel effectively for the type of performance needed. DLNR continues to seek the advice of other state agencies through DBEDT's Lead By Example Leadership Group and will implement internal procedures as appropriate.

DOA: No biodiesel fuel was purchased in FY13.

DOT: The DOT purchases alternative fuels such as biofuel, diesel and propane when its use is capable and practical.

HSPLS: Operation purchases E85 compliant regular fuel.

PSD: Availability of fuel is the issue. Currently only E-10 is available.

Fleet use of biodiesel (gallons purchased) and total cost ($):

The following agencies did not reply to this section: AG, DBEDT, DHHL, DHS, DOE, DOH, DOTAX, FTZ, HPHA, and NELHA.

This section does not apply to the following agencies: B&F, DCCA, DHRD, DLIR, DOD, and HHFDC.

The following agencies reported that no biodiesel fuel was purchased in FY13: DLNR, DOA, DOT-Harbors, HHSC, HSPLS, and PSD.

DAGS: Biodiesel purchases, limited to Maui, for the period July 1, 2012 to June 30, 2013 was 30,000 gallons for $120,100.00; the average cost per gallon is $4.00.

DOT: While the Airports and Harbors did not use biodiesel last year, the Highways division on Maui, voluntarily converted their diesel equipment to biodiesel in June 2011. Maui used 29,240 gallons at a cost of $99,562.00 in fiscal year 2013.

UH: There is none known at this time for UH Hilo. No records available for the one vehicle used on O'ahu.

Act 96 SLH 2006: Transportation Vehicles and Fuel

(5) Promote efficient operation of vehicles.

This section does not apply to the following agencies because they do not own any vehicles: AG, B&F, DCCA, DHRD, FTZ, HHFDC, and HPHA.

The following agencies are in compliance, with no additional comments necessary: DOE, DOH, and HHSC.

DAGS: Assessment: DAGS provides guidelines in the general operation of vehicles including a compressive Preventive Maintenance (PM) Schedule for its vehicles.

Strategy: DAGS Motor Pool offers PM services to all state vehicles under 8,500 GVW.

DBEDT: DBEDT distributes guidelines for energy-efficient vehicle operations to members of the department and to other agencies along with a mileage and fuel tracking log.

DHHL: DHHL continues to remind drivers of the state vehicles to follow posted speed limit signs and practice safe driving. Driving and Vehicle Maintenance Tips are attached with the mileage log in each vehicle.

DHS: DHS continues to coordinate with AMD on the issuance of vehicle operation procedures.

DLIR: The DLIR vehicles are serviced by the DAGS Automotive Management Division Motor Pool on a regular basis. Both of the DLIR vehicles are in sound condition and operate at maximum efficiency.

DLNR: DLNR encourages maintenance and regular service of vehicles. DLNR continues to seek the advice of other state agencies through DBEDT's Lead By Example Leadership Group and will implement internal procedures as appropriate.

DOA: ASO reminded staff of department's Energy and Water Conservation and Resource Efficiency Program which provides policies, guidelines and practices with goal to minimize energy, fuel and water consumption and implement resource-efficient operations including tips on efficient operation of vehicles.

DOD: In new construction projects, preferred parking locations and charging stations located near entry of buildings.

DOT: The DOT promotes carpools and video conferencing job assignments are understood to ensure necessary materials, equipment, and tools are on board to complete a job safely, effectively and efficiently.

DOTAX: DOTAX will promote efficient operation of vehicles through an educational campaign.

HSPLS: Vehicles are taken in for fluid and maintenance service to better ensure efficient operation of its delivery vehicles.

NELHA: NELHA staff is required to keep mileage and fuel tracking logs. Administrative staff is required to use the agency's EV for running agency errands and attending local meetings, training, etc.

PSD: In an effort to comply with this Act, PSD has issued a department wide memorandum promoting the efficient use of vehicles.

UH:

- UH-System - Fleet Services is working on the development and distribution of information on the efficient operation of vehicles, through the dissemination of brochures and web postings.
- Windward CC - As part of the Library Learning Commons project, a certain number of parking stalls will be designated as "car pool" vehicles to encourage students, faculty, and staff to ride share to campus. Pending electric car charging station installation to encourage use of efficient operating vehicles. Also, the campus has designated five (5) parking stalls for "electric' vehicles.
- UH-Maui College - the College is the lead institution in the Maui Energy Vehicle Alliance which is tasked with developing a strategic implementation plan to develop the necessary island wide infrastructure to increase the use of electric vehicles County wide.
- Honolulu CC - An electric car charging station is planned to be installed to encourage use of efficient operating vehicles.
- Leeward CC - An electric car charging station is planned to be installed to encourage use of efficient operating vehicles.
- Kapiʻolani CC - the campus has a small scale program to produce bio-diesel from waste oil for use in gas carts operated on campus. The project is conducted with the cooperation of the food services and science faculty together with students enrolled in their classes.
- UH-Hilo - recommends the monthly inspection and following the manufacture's preventative maintenance and tune up to achieve the maximum fuel efficiency.

Act 96 SLH 2006: Transportation Vehicles and Fuel

(6) Use the most appropriate minimum octane fuel; provided that vehicles shall use 87-octane fuel unless the owner's manual for the vehicle states otherwise or the engine experiences knocking or pinging.

This section does not apply to the following agencies: AG, B&F, DCCA, DHRD, DOD, FTZ, HHFDC, and HPHA.

The following agencies are in compliance, with no additional comments necessary: DBEDT, DLIR, DLNR, DOE, DOH, DOT-Airports, DOT-Harbors, DOT-Highways, and NELHA.

DAGS: Assessment: DAGS mandates that all vehicles operate on 87 octane fuel unless exempted by the Comptroller's Office.

SPO Price List Contract No.11-05, Gasoline/Diesel Fueling and Credit Card Services on Oʻahu,

Hawai‘i, Maui, and Kaua‘i. Pursuant to State Comptroller’s Memorandum 2010-34 agencies are required to purchase regular octane 87 grade gasoline for State vehicles. Strategy: Continue to monitor fuel purchases of all agencies

DBEDT: This instruction will be distributed department-wide.

DHHL: DHHL will continue to enforce its policy of using 87-octane gasoline.

DHS: DHS continues the implementation of the present policy requiring the use of 87-octane fuel.

DOA: ASO reminded staff on department's Energy and Water Conservation and Resource Efficiency Program, which provides policies, guidelines and practices with the goal to minimize energy, fuel and water consumption and implement resource-efficient operations, including using the 87-octane fuel unless the owner's manual for the vehicle states otherwise or the engine experiences knocking or pinging.

DOTAX: DOTAX uses the most appropriate minimum octane fuel, provided that vehicles shall use 87-octane fuel unless the owner's manual for the vehicle states otherwise or the engine experiences knocking and pinging.

HHSC: Under the State Contract, all our vehicles are filled with 87 octane, 10% ethanol blended gasoline.

HSPLS: HSPLS utilizes delivery vehicles that currently operate on 87-octane E85 fuel.

PSD: PSD follows Comptroller’s Memo 2005-13, which prohibits the use of mid-grade or premium gasoline unless prior approval by the Comptroller’s Office is received.

UH:

- UH-System - UH Transportation Services is in compliance and purchases only 87-octane fuel.
- UH-Hilo - campus policy is to use 87 octane for all vehicles and equipment unless something different is specifically recommended by the manufacturer or their authorized agents.

Act 96 SLH 2006: Transportation Vehicles and Fuel

(7) Beginning with fiscal year **2005-2006** as the baseline, collect and maintain, for the life of each vehicle acquired, the following data:

This section does not apply to the following agencies: AG, B&F, DCCA, DHRD, DOD, FTZ, HHFDC, and HPHA.

The following agencies are working toward achieving compliance, or are in the process of creating a system to monitor this data: DOH and DLNR

The following agencies collect and maintain data on their own, and are in compliance: DAGS, DBEDT, DHS, DOA, DOTAX, NELHA, and UH.

The following agencies provided a spreadsheet that contains specific data: DHHL (Appendix 1), DOE (Appendix 2), DOT (Appendix 3), HHSC (Appendix 4), HSPLS (Appendix 5), and PSD (Appendix 6).

(A) Vehicle acquisition cost:

DLIR: 1999 Ford Windstar acquired on 1-23-01 for $17,500.00
1994 Chevrolet Astrovan acquired on 5-3-01 for $5,900.00

HHSC:

Leahi Hospital

FY 07 2001 Gold Dodge Stratus - $5,200
2001 Blue Dodge Stratus - $5,000
FY 08 2004 Chevy Malibu - $8,200
2001 Dodge Caravan - $4,500

Maluhia

FY 05 1998 Chevy Astro Van - $5,500
FY 07 2000 Dodge Stratus - $4,500
FY 07 2002 Ford Taurus SE - $6,500
FY 08 1998 Ford Bus Handi-van - Donation
FY 08 2001Chevy Truck - $13,044
FY 09 2008 Chevy Silverado Flatbed - $28,919
FY 09 2002 Chevy Venture Van Blue - $5,600
FY 09 2002 Chevy Venture Van Green - $5,600
FY 09 2004 Chevy Classic - $5,400

UH: Kauaʻi CC-2005 Ford Ranger (purchased used in 1/25/10), $9,392
2007 GMC Sierra Pickup Truck (purchased 8/20/07), $30,178
2009 Dodge Journey (donated in 2010)
2011 Toyota Prius (purchased 5/7/12), $29,995

(B) United States Environmental Protection Agency rated fuel economy:

DLIR: 1999 Ford Windstar: 16 mpg City and 21 mpg Highway
1994 Chevrolet Astrovan: 14 mpg City and 19 mpg Highway

HHSC:

Leahi Hospital

2001 Dodge Stratus - 20 to 28 MPG
2001 Dodge Stratus - 20 to 28 MPG
2004 Chevy Malibu - 22 to 30 MPG
2001 Dodge Caravan - 16 to 23 MPG

Maluhia

1998 Chevy Astro Van - 14 to 18 MPG
2000 Dodge Stratus - 19 to 27 MPG
2002 Ford Taurus SE - 18 to 25 MPG
1998 Ford Bus Handi-van - 16 to 23 MPG
2001Chevy Truck - 13 to 17 MPG
2008 Chevy Silverado Flatbed - 15 to 20 MPG

2002 Chevy Venture Van Blue - 16 to 22 MPG
2002 Chevy Venture Van Green - 16 to 22 MPG
2004 Chevy Classic - 21 to 31 MPG

UH: Kauaʻi CC - 2005 Ford Ranger (21 mpg city/27 mpg hwy)
2007 GMC Sierra Pickup Truck (14 mpg city/20 mpg hwy)
2009 Dodge Journey (19 mpg city/25 mpg hwy)
2011 Toyota Prius (51 mpg city/48 mpg hw**y)**

(C) Vehicle fuel configuration, such as gasoline, diesel, flex-fuel gasoline/E85, and dedicated propane:

DLIR: 1999 Ford Windstar - Gasoline/E85
1994 Chevrolet Astrovan - Gasoline/E85

HHSC: Gasoline for all vehicles

(D) Actual in-use vehicle mileage:

DLIR: FY 2006

- 1999 Ford Windstar - 2096.1 Miles
- 1994 Chevrolet Astrovan - 248.0 Miles

FY 2007

- 1999 Ford Windstar - 1616.6 Miles
- 1994 Chevrolet Astrovan - 166.3 Miles

FY 2008

- 1999 Ford Windstar - 1541.70 Miles
- 1994 Chevrolet Astrovan - 148.40 Miles

FY 2009

- 1999 Ford Windstar - 1190.2 Miles
- 1994 Chevrolet Astrovan - 504.0 Miles

FY 2010

- 1999 Ford Windstar - 2735.1 Miles
- 1994 Chevrolet Astrovan - 175.7 Miles

FY 2011

- 1999 Ford Windstar - 2288.3 Miles
- 1994 Chevrolet Astrovan - 507.9 Miles

FY 2012

- 1999 Ford Windstar - 1802.1 Miles
- 1994 Chevrolet Astrovan - 236.1 Miles

FY 2013

- 1999 Ford Windstar - 1512 Miles
- 1994 Chevrolet Astrovan - 383 Miles

HHSC:

Leahi Hospital
2001 Dodge Stratus 3,401 miles
2001 Dodge Stratus 3,555 miles
2004 Chevy Malibu 1,002 miles
2001 Dodge Caravan 601 miles

Maluhia
1998 Chevy Astro Van – 92 miles
2000 Dodge Stratus - 559 miles
2002 Ford Taurus SE – 1,035 miles
2001Chevy Truck 1,877 miles
2008 Chevy Silverado Flatbed - 799 miles
2002 Chevy Venture Van Blue – 1,599 miles
2002 Chevy Venture Van Green – 2,240 miles

2004 Chevy Classic – 2,027 miles

(E) Actual in-use vehicle fuel consumption:

DLIR: FY 2006
- 1999 Ford Windstar - 226.7 Gallons
- 1994 Chevrolet Astrovan - 21.7 Gallons

FY 2007
- 1999 Ford Windstar - 176.4 Gallons
- 1994 Chevrolet Astrovan - 20.6 Gallons

FY 2008
- 1999 Ford Windstar - 169.00 Gallons
- 1994 Chevrolet Astrovan - 20.8 Gallons

FY 2009
- 1999 Ford Windstar - 129.00 Gallons
- 1994 Chevrolet Astrovan - 60.40 Gallons

FY 2010
- 1999 Ford Windstar - 167.9 Gallons
- 1994 Chevrolet Astrovan - 21.2 Gallons

FY 2011
- 1999 Ford Windstar - 265.5 Gallons
- 1994 Chevrolet Astrovan - 40.1 Gallons

FY 2012
- 1999 Ford Windstar - 160 Gallons
- 1994 Chevrolet Astrovan - 21.4 Gallons

FY 2013
- 1999 Ford Windstar – 185.5 Gallons
- 1994 Chevrolet Astrovan – 46.5 Gallons

HHSC:

Leahi Hospital

2001 Dodge Stratus – 179 gallons
2001 Dodge Stratus – 197 gallons
2004 Chevy Malibu – 50 gallons
2001 Dodge Caravan – 40 gallons

Maluhia

1998 Chevy Astro Van – 19 gallons
2000 Dodge Stratus - 39 gallons
2002 Ford Taurus SE - 70 gallons
2001Chevy Truck - 147 gallons
2008 Chevy Silverado Flatbed - 117 gallons
2002 Chevy Venture Van Blue - 131 gallons
2002 Chevy Venture Van Green - 83 gallons
2004 Chevy Classic - 138 gallons

(F) Actual in-use annual average vehicle fuel economy:

DLIR:
FY 2006

- 1999 Ford Windstar - 9.25 Miles Per Gallon
- 1994 Chevrolet Astrovan - 11.43 Miles Per Gallon

FY 2007

- 1999 Ford Windstar - 9.16 Miles Per Gallon
- 1994 Chevrolet Astrovan - 8.07 Miles Per Gallon

Note: Decrease of 3.36 miles per gallon resulted from mechanical problems with the vehicle. The mechanical problems reduced the vehicle's total miles driven in FY07 by a total of 81.7 miles (248 miles in FY06 to l66.3 in FY07), a 33 percent reduction. The inability to drive the vehicle accounts for decrease in the miles per gallon of 33 percent. The mechanical problems which prohibited the use of vehicle have been repaired by the DAGS Automotive Division.

FY 2008

- 1999 Ford Windstar - 9.12 Miles Per Gallon
- 1994 Chevrolet Astrovan - 8.87 Miles Per Gallon

FY 2009

- 1999 Ford Windstar - 9.23 Miles Per Gallon
- 1994 Chevrolet Astrovan - 8.34 Miles Per Gallon

FY 2010

- 1999 Ford Windstar - 16.29 Miles Per Gallon
- 1994 Chevrolet Astrovan - 8.29 Miles Per Gallon

FY 2011

- 1999 Ford Windstar - 8.62 Miles Per Gallon
- 1994 Chevrolet Astrovan - 12.67 Miles Per Gallon

FY 2012

- 1999 Ford Windstar - 11.26 Miles Per Gallon
- 1994 Chevrolet Astrovan - 11.03 Miles Per Gallon

FY 2012

- 1999 Ford Windstar – 8.14 Miles Per Gallon
- 1994 Chevrolet Astrovan – 8.25 Miles Per Gallon

HHSC:

Leahi Hospital

2001 Dodge Stratus – 19 mpg
2001 Dodge Stratus – 18 mpg
2004 Chevy Malibu – 20 mpg
2001 Dodge Caravan – 15 mpg

Maluhia

1998 Chevy Astro Van – 5 mpg
2000 Dodge Stratus - 14 mpg
2002 Ford Taurus SE - 14 mpg
2001Chevy Truck – 12 mpg
2008 Chevy Silverado Flatbed - 7 mpg
2002 Chevy Venture Van Blue - 12 mpg
2002 Chevy Venture Van Green - 13 mpg
2004 Chevy Classic - 15 mpg

Act 96 SLH 2006: Transportation Vehicles and Fuel

(8) Beginning with fiscal year **2005-2006** as the baseline with respect to each agency that operates a fleet of thirty or more vehicles, collect and maintain, in addition to the data in paragraph (7), the following:

This section does not apply to the following agencies: AG, B&F, DBEDT, DCCA, DHHL, DHRD, DHS, DLIR, DOD, DOTAX, FTZ, HHFDC, HHSC, HPHA, HSPLS, and NELHA.

The following agencies collect and maintain data on their own, and are in compliance: DAGS, DLNR, DOA, DOE, and UH.

The following agency is in the process of implementing a system to collect and maintain data: DOH.

The following agencies provided a spreadsheet that contains specific data: DOT (Appendix 3), and PSD (Appendix 6).

(A) Information on the vehicles in the fleet, including vehicle year, make, model, gross vehicle weight rating, and vehicle fuel configuration:

See above

(B) Fleet fuel usage, by fuel:

UH:

- UH System - The fleet fuel usage is tracked in the fleet asset management program.

  Fleet fuel consumption for FY 2013
  87 Octane Gasoline - 57,224.4 gallons
  Diesel – 6,761.8 gallons

- UH Hilo - when available, UH Hilo utilizes the State's contract for purchasing fuel. That contract also provides annual quantities and mileage. When the State contract is not available for UH, then each department keeps track of the mileage and fuel consumption of their respective vehicles

(C) Fleet mileage:

UH:

- UH System - The fleet mileage is recorded in the fleet database. The average miles traveled by each group of fleet vehicles is as follows.

Sedans	2,209.75	Miles
Vans	2,049.95	Miles
Pickup Trucks	5,384.6	Miles

- UH Hilo - has vehicle records from 2001 with the required vehicle acquisition requests that include the estimated fuel consumption and mileage. Older vehicles with less fuel efficiency are being retired/disposed, and new vehicles with more efficient fuel efficiency are replacing them as needed. UH Hilo also has a hybrid gas/electric and an electric vehicle.

(D) Overall annual average fleet fuel economy and average miles per gallon of gasoline and diesel:

UH:

- UH Mānoa - The fleet annual average fleet fuel economy is tracked in the asset management program. The annual average vehicle fuel economy for FY2012 for each group of fleet vehicles is as follows.

Sedans	17.9	MPG
Vans	12.34	MPG
Pickup Trucks	9.98	MPG

- UH Hilo - when available, UH Hilo utilizes the State's contract for purchasing fuel. That contract also provides annual quantities and mileage. When the State contract is not available for UH, then each department keeps track of the mileage and fuel consumption of their respective vehicles.

Renewable Energy and Resource Development

All affected agencies and programs are directed to **review internal policies, rules, and practices regarding permitting requirements affecting renewable energy development**. To the extent possible, permitting policies and practices should be **streamlined to expedite implementation** of renewable energy projects. It is requested that agencies prepare a report to my office identifying the **specific steps they have taken to expedite** the approval of renewable energy projects.

(1) Energy consumption in kilowatt hours for the past year (July 1, 2010, to June 30, 2011) FY '11 (kWh consumption);

Data were received directly from the electric utilities and are presented in Table 2.

FY '11 (paid for kWh consumption);

Data were received directly from the electric utilities and are presented in Table 4.

(2) Steps taken to **inventory, investigate, plan, and implement** energy reduction efforts.

The following agencies did not reply to this section: PSD

AG: The department continues to issue reminders to staff to "Switch it off," keep blinds closed, and report equipment malfunctions. AG has also instituted a practice to leave off unnecessary hallway lights. All new equipment purchases must be ENERGY STAR® or approved by Administrative Services Office if not ENERGY STAR®.

The department will participate in the iConserve campaign, asking employees to shut down computers when leaving the office for 45 minutes or more and to remove or unplug personal devices.

B&F: Department has participated in electrical energy consumption reduction efforts via programs that have been implemented by DAGS via the building management in terms of lighting and cooling.

DAGS: DAGS-PWD has initiated Energy Saving Performance Contracting (ESPC) projects, for the majority of DAGS-managed facilities.

DAGS-PWD, on behalf of the HSPLS implemented retro-commissioning on all libraries statewide during FY 2010, to the extent funding was available.

DAGS-PWD, on behalf of the Department of Public Safety (PSD), has initiated an ESPC project for various PSD facilities.

Under the ongoing "DAGS Capital District, Energy Savings Performance Contracting, Phase 1 Buildings, DAGS Job No. 52-10-0599" project, DAGS-PWD also initiated the iConserve program for State employees working in the ten (10) impacted State office buildings situated in Downtown, Honolulu. The overall intent of the iConserve program is to change State employee behavior patterns through actions that enlighten State employees about small behavior changes, such as turning off lights, closing doors, etc., which contribute to and help sustain energy savings.

DBEDT: DBEDT is active in inventorying major energy efficiency and renewable energy projects in the state and collecting state facility data. As of 2008 DBEDT obtained releases from the various agencies to receive their utility data direct from the utility to allow DBEDT to consolidate consumption and cost data and track agency progress. Using this data which went back to 2005, DBEDT established a baseline year and ran analysis for each additional year.

DBEDT set up an ENERGY STAR® Portfolio Manager master account that is linked to all agency sub-accounts to compile information and maintain data for facilities across the state. ENERGY STAR® Portfolio Manager is a free online tool for comparing building performance with similar buildings nationwide and provides building managers information that helps prioritize investment.

The Strategic Industries Division in collaboration with the Research Economic Analysis Division is developing a state facilities database with the goal of including all facility specs collected during benchmarking, utility (electricity and water) consumption and cost data, demand-side management rebates, indoor environmental quality data, and info on any improvement projects.

DBEDT also monitors the development of renewable energy and energy reduction projects in the state and their impact on our Renewable Energy and Energy Efficiency Portfolio Standards (HRS §269-96, Act 155). The project database is currently under development and will be maintained by DBEDT.

DBEDT received a $350,000 grant from the US Department of Energy. The goal of the project is to strengthen, enhance, and expand the State's existing energy efficiency program by using ENERGY STAR® Portfolio Manager (PM) to benchmark appropriate State Executive Branch facilities (up to 275 buildings in the State Executive Branch Portfolio) and use the results to encourage state agencies to bundle facilities to pursue energy efficiency through energy savings performance contracts or other financing mechanisms. The State will document, analyze, and showcase a whole building retrofit and analyze 10 large State Office buildings that have already been retrofitted to provide information and documentation for best practices which could be replicable in the public and private sectors. The State will also identify, assess, and develop strategies to overcome barriers that hinder adoption of energy efficiency in buildings; partner to provide training that addresses building operations and management best practices; and address financing mechanisms and innovative programs to encourage energy efficiency in buildings.

DCCA: Continued to work with DAGS to monitor and review AC temperature data and made adjustments to air-conditioning system controls to correct areas of inefficiencies. DCCA monitored monthly energy consumption to ensure timely actions to address issues whenever necessary. Reduced energy costs by reducing the number of physical servers through the utilization of new server virtualization technology.

DHHL: DHHL will continue to keep an inventory of department electric meters, departmental operations and construction.

DHRD: The department continues to encourage all employees to implement energy conservation practices such as turning off hallway and elevator lobby area lights at the end of the day; as well as turning off copier machines and computers rather than leaving the equipment on sleep mode.

DAGS implemented the following energy conservation initiatives for the Leiopapa A. Kamehameha building, which this department occupies: (a) installed direct digital controls for the air conditioning system to improve air temperature and circulation in the building; and (b) installed a new revolving front door to conserve air conditioning loss.

DHS: DHS is a participating department in the State's Lead By Example program. As a part of this statewide project, DHS is developing a plan to implement energy reduction efforts.

DLIR: DLIR will continue to evaluate current efforts to reduce energy usage by monitoring and reminding all offices of the need to adhere to energy efficiency practices such as turning off electrical lights, printers, copier machines, and computers when not in use. Energy reduction efforts will also be conveyed to our employees via meetings and memorandums.

DLNR: Steps to reduce energy and paper use in offices:
Within its offices, DLNR is taking steps to replace older PC models, less energy efficient models, with "ENERGY STAR®" compliant models. At some division offices replacement of printers, scanners, and coping machine will also occur in FY14.

DLNR Bureau of Conveyances (BOC) has launched an e-recording program in June 2012. In early 2013, BOC started actively seeking customers and vendors to convert from paper to e-Recording. BOC conducts these efforts are thru indirect marketing and continued technical enhancements to accommodate more forms of e-Recording. BOC went from zero e-recordings in May 2012 to an average of 3-5% of daily recording since its launch in June 2012.

Facility Energy Reduction Projects:
The Iolani Palace State Monument HVAC improvement project started in 2012 and is on-going, and is expected to be completed by December 2013. All system components are located within the Palace. Energy efficiency measures have been incorporated into the in-Palace system including new and more efficient air handlers and climate controls and electrical system improvements. Improvements in monitoring and improvement climate controls will augment the operational practices that Palace staff implement to address their annual energy expenditures of approximately $252,000.

State Parks (SP) is continuing its energy reduction effort through the replacement of old and aging lighting and electrical systems and appliances statewide and incorporating conservation measures for staff and park users. Parks will look into developing solar and/or wind driven power sources at our District baseyards that will be incorporated into power modules for park staff to recharge electrical utility vehicles and other energy needs. Funding has been appropriated for the design of these facilities. Also, with more park equipment and facilities utilizing solar power options, SP anticipates in reducing its annual energy expenditures including gas and oil through the replacement of electric utility and service equipment.

Last year (FY12 report) DLNR State Parks reported that Mauna Kea State Recreation Area was a likely candidate for considering the design and construction of a "green" State Park. State Parks will shift its focus for the design and construction of a "green" State Park from the Mauna Kea State Recreation Area, Hawai‘i, to Ruger Baseyard and Diamond Head State Monument facilities on O‘ahu. The Ruger Baseyard and Diamond Head facilities are located in areas where there is abundant sun light, highly used and are more secure from theft and property damage.

Security has become an important factor for State Parks evaluating projects. State Park solar energy components on the island of Hawai‘i at MacKenzie State Park and ‘Akaka Falls State Park have been stolen and damaged in FY 2013.

Security measures is an area that State Parks is interested in learning from other agencies best practices to see how they address additional security needed for green technologies and reduction in theft and property damage of solar panels, battery systems, and related components in remote locations. A sound green strategy for the State will need to include appropriate security measures to ensure the system components are not stolen and/or damaged.

DLNR continues to review internal policies, rules, and practices regarding permitting requirements affecting renewable energy development. To the extent possible, DLNR streamlines permitting policies and practices to expedite implementation of renewable energy projects. Three of these permitting processes are detailed below.

DLNR issuance of Conservation District Use Permits

The Office of Conservation and Coastal Lands (OCCL) oversees activities within the Conservation District. OCCL has passed new rules that state as follows: “Hydroelectric, wind generation, ocean thermal energy conversion, wave, solar, geothermal, and other renewable power generation facilities from natural resources; includes generation, conversion, and transmission facilities and access roads. Renewable energy projects that are property sited and minimize impacts to natural, cultural, and recreational resources shall be expedited in the application review and decision-making process.” Thus, renewable energy projects can be located within the Conservation District. Under the new rules, renewable energy projects can be located within the Conservation District with approval by way of a Conservation District Use Permit. Language is also amended to require the Department to expedite projects that minimize impacts to natural, cultural, and recreational resources. OCCL initiated the rulemaking process in 2010 and the rule package was adopted in December 2011.

DLNR issuance of Incidental Take Licenses

In order to be in compliance with state and federal endangered species laws, energy and resource development projects that impact threatened and endangered species must be issued an Incidental Take License by both DLNR and the United States Fish and Wildlife Service (USFWS). Both agencies require that project proponents complete a Habitat Conservation Plan (HCP) prior to the issuance of the take licenses. In order to minimize procedural burdens on the applicants, DLNR works cooperatively with USFWS in concurrently processing the request for take licenses. After notice in the periodic bulletin of the Office of Environmental Quality Control, a public hearing is held on the islands affected, which is, whenever possible, held jointly with USFWS. The Board of Land and Natural Resources (BLNR) may approve the federal HCP without requiring a separate version if the federal HCP satisfies all the criteria of the state endangered species statutes. All state agencies, to the extent feasible, work cooperatively to process applications for HCPs on a consolidated basis including concurrent processing of any state land use permit application that may be required. In order to further streamline the process of approving an HCP and the issuance of an Incidental Take License, the state established the Endangered Species Recovery Committee that serves as a consultant to the BLNR by reviewing all HCPs and making recommendations regarding whether they should be approved.

DLNR Revised Application to Lease State Lands

For instances when Renewable Energy Producers are interested in leasing state lands, the Application Form has been revised to comply with Section 171-95 (a) (2)(3)(c), HRS. Land Division takes steps to process the request in a timely manner. Staff coordinates the Applicants' request for a lease with OCCL, DOFAW, OHA, and other government agencies. Then, staff obtains approval from the Land Board for the issuance of a direct lease.

DOA:

1. Continued to work with DAGS Central Services Division in identifying possible energy efficiency projects.
2. Continued to retrieve information electronically on gas consumption and odometer readings from DAGS Automotive Management Division, Tesoro and Hawai‘i Petroleum for FY12.
3. Continued to use vehicle refueling log for program that have vehicles that refuel at places other than DAGS, Tesoro and Hawai‘i Petroleum for FY12.
4. Continued to retrieve information electronically on gas consumption and odometer readings for each vehicle from DAGS Automotive Management Division, Tesoro and Hawai‘i Petroleum for FY12.
5. Reminded staff of department's Energy and Water Conservation and Resource Efficiency Program which provides policies, guidelines and practices intended to minimize energy, fuel and water consumption and implement resource-efficient operations. Includes department's target consumption goals for electricity, fuel and environmentally preferred products.
6. Distributed DAGS memo requesting employees to conserve energy and to report any water waste from open faucets, leaky plumbing fixtures, and broken and/or inefficiently run irrigation system.
7. Developed spreadsheet to compare data in FY 2009, FY 2010, and FY 2011 on electricity kWh consumption and percentage increase/decrease from previous year and distributed to program managers for their review and information.
8. Provided guidelines for staff at each HDOA facility regarding AC hours of operation and to turn off lights and equipment when not in use.

DOD: Per Federal mandates: Building energy audits to be performed on 25% of buildings annually or all buildings every 4 years. Projects in FY12 include Kalaeloa Utilities Infrastructure repairs, Achieving the Energy Independence Mission (AEIM)[SEAD consultants], Level I energy audits, Energy audits performed by department staff, HIENG Reviewing ENERGY STAR® Portfolio Manager, and Reviewing UESC energy assessment. Projects reviewed for energy efficiency efforts: HVAC, direct digital controls, exterior and interior lighting, and computer rooms.

DOE: The DOE is about to implement our Energy Efficiency and Sustainability Master Plan (EESMP). A component of the master plan requires energy efficient auditing and metering for each DOE facility statewide. These audits will determine what energy efficiency measures (EEM) should be implemented for the facilities as well as the size of the facilities' renewable energy generation systems. The EEM projects would be constructed in parallel with the sustainable energy generation projects and both will be funded through PPA agreements.

DOH: The DOH is aware of energy saving measures. DOH implements and initiates these measures whenever possible.

DOT: In conjunction with awareness and knowledge of energy conservation technologies and compliance with Acts 96 and 160, the DOT has directed its divisions and programs to review and

streamline internal policies, rules and practices regarding permitting requirements affecting renewable energy development to the extent possible. These include an inventory of energy dependent equipment upon acquisition, investigation of energy usage and continuous improvement plans that reduce energy use. Implementation efforts include the purchase of new energy efficient products, especially when replacing existing items. Reducing, reusing and recycling supplies, and planning vehicular trips to be effective, safe and efficient.

DOTAX:

- DOTAX continues to follow Energy Conservation best practices as outlined by the Director of Taxation in his memorandum dated March 1, 2006.
- DOTAX continues to monitor and control usage of after hour and weekend air conditioning.

FTZ: The FTZ has replaced incandescent light bulbs in the warehouse with energy-efficient CFL's. Additionally these are used primarily for the security system to operate overnight, and thus energy consumption in the warehouse is kept to a minimum.

HHFDC: HHFDC has attached its listing of electrical power consumption through the ending of FY2013. Compared to the baseline year of FY2008, the trend of showing a reduction in our KWHs consumed by more than twenty percent (20%) has continued. This would have yielded an overall budget reduction of $215,000 plus in FY2008 dollars. However this triumph is overshadowed by the constant increases in end billed costs which have increased by nearly forty five percent (45%) from an average of twenty two cents ($0.22) per KWH to thirty one cents ($0.31) per KWH. Just imagine the cost if no measures were taken to reduce consumption. FY2008 consumption at today's rate would cost us $1,482,262.83, so savings of $287,403.35 have been had for this year alone.

HAWAI'I HOUSING FINANCE & DEVELOPMENT CORPORATION

FY 2008 vs. FY 2013

AFFORDABLE HOUSING ELECTRICAL CONSUMPTION

			KWHs Consumed	Percent Change		Electrical Cost	Percent Change
BASE LINE YEAR	FY2008		4,781,493			$1,036,663.37	
PRESENT YEAR	FY2013		3,801,874			$1,194,859.48	
OVERALL CHANGE			979,619	20.40%		$ (158,196.11)	-15.26%

HHFDC is continuing to maintain an energy consumption reduction status at greater than twenty percent (>20%).

Presently, HHFDC is in the testing phase with the possible replacement of some of the lower parking garage lamps with brighter more efficient LED substitutes.

HHSC: Leahi Hospital currently has a contract with an electrical engineering firm to determine amount of photovoltaic panels that can be installed at each building. Maluhia also has a project to install photovoltaic panels in approximately one year.

Maui Memorial Medical Center (MMMC) is implementing energy audits in FY2014. The audits will assist the Maui Memorial Medical Center facilities with recommendations to reduce energy consumption. MMMC is also replacing lighting with energy efficient lighting. Lanai Community Hospital is completing design of a Photovoltaic system to reduce energy consumption for the Hospital. Bid opening and start of construction in FY2014.

HPHA: Currently, the HPHA has a consultant contracted to provide an agency-wide green assessment and report, or Green Physical Needs Assessment (GPNA) and energy audit as required by the Department of Housing and Urban Development (HUD). The scope includes scoping water and sewer lines to access condition, electronic drawings, site surveys, building assessments, etc., and recommendations for potential energy-savings and environmental strategies for its existing projects statewide. Preliminary reports and Executive Summaries from the assessment and study are expected in October 2013. The full report including cost estimates, photo documentation, and prioritization of need for capital improvements is expected in the spring of 2014. The HPHA will use these reports to schedule a plan of action for the next five years. Current consultants are including energy-efficiency measures in work-product as much as practicable.

HSPLS: DAGS-PWD, on behalf of the HSPLS started to implement retro-commissioning on all libraries statewide during FY 2010, to the extent funding is available.

NELHA: NELHA monitors energy usage throughout its seawater distribution system to reduce seawater costs to clients and installed two new energy efficient variable frequency drives at its 55" pump station.

NELHA's program to replace all of its less efficient fluorescent and incandescent bulbs throughout the facility with energy efficient T-8 fluorescent and CFL bulbs continues. NELHA expects to reach its goal of having all energy efficient T-8 and CFL bulbs in place by the end of FY14.

NELHA hired a consultant to design an upgrade of the existing Supervisory Control and Data Acquisition (SCADA) system that will improve the efficient management of electrical and seawater resources. The installation of the upgrade will be completed in FY14.

PSD: PSD is currently in the process of initiating a second solicitation for the preparation of Investment Grade Energy Audits to be performed at all neighbor island correctional facilities as well as the Women's CCC and Waiawa CF on O'ahu. We anticipate that the IGAs will commence around May/June 2013 and be completed by January 2014. Funding would be sought from the 2014 Legislature and become available to award ESPC's by the beginning of FY 2015.

UH:

- UH Maui College - Contracted with Johnson Controls Inc. for Energy Conservation/Performance Contract.
- Honolulu CC – Contracted with Johnson Controls Inc. for Energy Conservation/Performance Contract.
- Kapi'olani CC – Contracted with Johnson Controls Inc. for Energy Conservation/Performance Contract.
- Leeward CC – Contracted with Johnson Controls Inc. for Energy Conservation/Performance Contract.

- Windward CC – Contracted with Johnson Controls Inc. for Energy Conservation/Performance Contract.
- Kauaʻi CC- Contracted with Chevron Energy Solutions for Energy Conservation/Performance Contract.
- UH-Hilo - working on an Energy Management Project that will re-commission all major facilities.
- UH-Hilo - the second phase of the campus wide sub-metering project is ready for IFB.

(3) A **plan** or alternatives to reduce energy consumption in the future.

The following agencies did not reply to this section: PSD

AG: The department is working with DAGS to have air conditioning systems evaluated and updated, if deemed necessary. AG has also worked with DAGS to reduce lighting in lesser used areas and hallways and assisted them to replace lights with energy-efficient light bulbs and expand recycling efforts.

B&F: None developed at this time.

DAGS: Our plan includes:
1. Retro-commissioning (RCx) projects are being implemented for various DAGS facilities statewide (pending availability of funds); on-going training and partnering with HECO in conjunction with DBEDT; sub-metering where feasible and funds are available to more accurately monitor energy consumption; updating and implementing additional policies; and keeping abreast of the latest energy reducing innovations and practices.

2. PV installations are being planned and installed at facilities throughout the State.

3. Initiated development of a Statewide long-term energy plan for DAGS-managed facilities.

DBEDT: Act 208, SLH 2008, established the Renewable Energy Facilitator position within DBEDT with the duties to: (1) facilitate the efficient permitting of renewable energy projects; (2) initiate the implementation of key renewable energy projects by permitting various efficiency improvement strategies; and, (3) administer the day-to-day coordination of the renewable energy facility siting process also established under Act 207, SLH 2008. With these authorities, DBEDT has facilitated the development of many existing and proposed renewable energy facilities through direct project involvement, guidance to developers and permitting agencies, and the development of tools and resources designed to assist the siting and permitting of renewable energy projects in Hawaii.

DBEDT, with the help of private contractors, has developed a permitting guidebook identifying all the potential permits a renewable energy developer would need for a given technology and location. On the Hawaiʻi State Energy Office website, DBEDT has developed an automated permit identifying tool (Renewable Energy Permitting Wizard), with links to the relevant permitting agencies and permit materials. The Wizard also provides practical information to help guide developers through the permitting process. The State Energy Office and Office of Planning recently launched a GIS tool to identify renewable energy potential and permitting requirements for any given site in Hawaii; Renewable EnerGIS. DBEDT also provided funding for the State of Hawaiʻi Department of Health (DOH) to put all DOH environmental health permits online (e-Permitting Portal). Finally, DBEDT provides useful information on all facets of renewable energy development in Hawaiʻi - siting, incentives, utility interconnection, permitting, regulation,

etc. - through its online Developer and Investor Center. All of these tools are currently available to the public.

DBEDT has developed, in coordination with Hawai‘i Community Reinvestment Corporation, a loan loss reserve program, GreenSun Hawai‘i, for financing energy efficiency projects, one of the first of its kind. GreenSun Hawai‘i makes energy improvements for homes, multi-family projects, nonprofit organizations and businesses affordable by partnering with local banks and credit unions statewide and providing participating Lenders access to a loan loss reserve designed to absorb first losses on loans made to finance eligible energy efficiency and renewable energy system installations. As part of the Hawai‘i Clean Energy Initiative, which aims to achieve 70% clean energy by 2030, GreenSun Hawai‘i aims to increase the use of solar energy, decrease the state’s dependence on imported fuel and lower overall energy costs throughout the islands. At the end of FY 2013, 74 loans were approved. The aggregate loan amount exceeded $1.9 million. Annual estimated savings in kWh totaled 524,109 with a corresponding reduction in CO2 emissions of 789,708 lbs. Utility cost savings were estimated to be over $207,000 a year.

NREL representatives, under a grant from the US DOE, conducted a survey and in person facilitated meetings and stakeholder discussion in pursuit of achievement of the EEPS /HCEI EE Goals in June 2013. A report of the findings, recommendations, strategies, and plan is forthcoming.

DCCA: The department will review energy conservation practices and if needed, send reminders and recommendations for energy conservation measures; continue to monitor air-conditioning usage; participate in state-sponsored conservation projects; and explore I.T. strategies in energy consumption reduction.

DHHL: DHHL conducts in-house energy programs to inform all staff to reduce energy consumption using guidelines and recommendations. DHHL is also looking at doing an energy audit for its main headquarters.

DHRD: The department will continue to encourage all employees to implement energy conservation practices and will work with DAGS to identify energy efficiency initiatives.

DHS: DHS is a participating department in the State’s Lead By Example program. As a part of this statewide project, DHS is developing a plan to reduce future energy consumption.

DLIR: DLIR plans to do the following to reduce energy consumption:

1. Share practical strategies and information with employees about everyday energy conservation at work to strengthen their awareness of energy consumption through workshops and departmental correspondence.
2. Continue to reinforce and insure adherence to the Conserve Energy Initiative guidelines set forth by the Administration.
3. Continue to monitor and conduct self-audits of DLIR offices to identify and reduce energy consumers such as small appliances and electronic equipment.
4. Participate in Energy Savings events and the Green Champion Initiative.

DLNR: Future projects under DLNR and attached commissions: Through a grant from the County of Maui, the Kaho‘olawe Island Reserve Commission (KIRC) has designed and will be installing a 2kW off-grid photovoltaic system at it Honokanai‘a Base Camp located on the island

of Kahoʻolawe. This PV system will allow the KIRC to remove up to two volunteer berthing huts from the 22 building electrical grid operated and maintained by the KIRC on Kahoʻolawe. The current diesel generators require the KIRC to regularly transport fuel to Kahoʻolawe to provide electrical power at this remote location. The PV system will reduce our electrical demand on our current generators and therefore reducing fuel consumption. Additionally, the PV system will also provide test data to help design and implement a larger PV system that would eventually eliminate fossil fuels from Kahoʻolawe.

DOA:

1. As funding allows, initiate lighting and window tinting operating projects and retro-commissioning CIP projects.
2. Send out reminders to employees to practice energy and water conservation measures.
3. As funding allows, replace air conditioning systems and units with energy-efficient ones.
4. As funding allows, upgrade to more efficient pumps and motors on irrigation systems.
5. As funding allows, install timers and other electronic controls on selected irrigation systems.
6. Promote car-pooling and bicycling.
7. Reduce operating hours of air conditioning system.

DOD: Some projects are per Command directed. Energy efficiency and reduction is a major concern. General repair and maintenance practices are reviewed for energy efficiency measures. Multiple HVAC designs are in process to replace old and inefficient systems. Energy Management Systems are being planned at several "energy hogs." Lighting retrofits: motion sensors, photocells, photo-harvesting, replacing HPS with CFL, MH or LED. Training (occupancy) schedules implemented to reduce A/C runtime.

FY13, HVAC replacement projects in construction: Bldg 282, Bldg 306, Troop Command, Bldg 117 Computer Room. DDC and VAVs: Bldg 23317 RTSM, Pearl City. Exterior LED motion sensor/photocell lighting: Bldg 306, Ft. Ruger.

FY13 planned and designed: PV project at Regional Training Institute, Waimanalo.

DOE: The DOE has developed and about to implement its Energy Efficiency and Sustainability Master Plan (EESMP). The purpose of the EESMP is to develop and act on long range energy efficiency and energy revenue opportunities for the DOE. It links energy efficiency, water conservation, heating and cooling systems renewable generation, building management systems, and other existing activities with future strategic geographic initiatives to take advantage of energy investment opportunities. The master plan contains seven overarching initiatives:

- Reduce the cost of energy at all DOE facilities;
- Inspire a diverse portfolio of new, clean, on-site energy generation;
- Harness the State's diverse energy portfolio to local electric grid needs;
- Aggressively implement energy efficiency and conservation measures;
- Engage dynamically with emerging clean transportation and power technologies;
- Support the goals of the State's Renewable Energy Portfolio Plan of 40% energy from renewable resources by 2030, and the DOE's goal of 90% clean energy by 2040;
- Leverage these transformational activities to create educational opportunities and

stimulate the local economy by requiring the use of 100% local businesses for construction labor.

The DOE plans to issue the award within the next month to select a vendor that will begin the implementation of this plan. The full plan will be implemented in the next five years.

DOH: The DOH will continue to use energy saving products and equipment when retrofitting or renovating its facilities.

DOT: The DOT supports LEED methodology and other energy conservation technologies and will design future and current projects to meet LEED silver certification. Whenever feasible and practical, ENERGY STAR® products, light emitting diode (LED) photovoltaic (PV) technology will be considered on all existing and new installations.

Examples include plans to install new or replace existing lighting with LED for offices, traffic signals and lamps. The acquisition to modernize existing computer equipment with ENERGY STAR® liquid crystal display (LCD) screens and central processing units (CPU). The installation of PV at our facilities on Kauaʻi, Hawaii, Maui and Molokai. Notably, the OGG ConRac project is being considered as a candidate to host on-site solar PV as part of a statewide DOT initiative.

DOTAX: DAGS is continuously working on energy savings measures for the Keʻelikōlani Building in which the DOTAX Oʻahu District Office is located, and DOTAX will coordinate with DAGS on any projects related to the reduction of energy consumption in the future.

FTZ: The FTZ has a plan to install photovoltaic (PV) panels on its roof and/or parking lot. It is believed that the PV system could effectively reduce energy consumption and thus the cost to the State of Hawaii.

HHFDC: HHFDC is continuing to evaluate each repair or research each replacement evolution so as to maximize the potential reduction of energy consumption. This process is allowing HHFDC to better face the future challenges of sustainability.

HHSC: Both Oʻahu Region facilities have replaced lighting with energy efficient lighting and water closets with low flow fixtures. Leahi will be installing photovoltaic panels within one year and Maluhia is seeking funding to do the same.

Maui Region plans to use the approved ESCO list that DAGS has developed to implement energy reduction at all of their facilities.

HPHA: Once the above-referenced energy contracting consultant is engaged, the HPHA will receive a strategy and a plan from the consultant to reduce energy consumption at our properties. We will then obtain approvals and funding necessary to begin implementation of the recommendations.

HSPLS: Retro-commissioning (RCx) projects, retrofitting to energy efficient light fixtures, tinting of window and photovoltaic system installations are being planned, implemented, or completed for various DAGS libraries statewide.

NELHA: NELHA previously received funds from NREL for the development and deployment of distributed energy systems and to update NELHA's strategy as a demonstration site for

Distributed Energy Resources (DER). A study was conducted and the update of the DER strategy was completed in FY13. RFPs for a 30+ kW Photovoltaic (PV) test bed and demonstration site for distributed energy systems were solicited this fiscal year. The design and construction of the PV system will be completed in FY14.

UH:

- UH Maui College - Installed a 12 KW PV system on its rooftop via student interns from its Sustainable Construction Program. Installed a 8 KW PV system on a rooftop of a new building; and installed a 1.2 KW wind turbine system. Pending installation of new 611kW PV system with PPA contract.
- Leeward CC – Pending installation of new 17.1kW PV system with new Education Bldg and 690kW PV system with PPA contract.
- Kapiʻolani CC – Pending installation of new 129.8kW PV system with PPA contract.
- Honolulu CC – Installed a new 224kW PV system with PPA contract.
- Kauaʻi CC – Installed 80 KW PV system to One Stop Center and pending installation approximate 500 KW photovoltaic and battery storage system with a PPA contract.
- Windward CC - Installed a new 23kW PV system on new Learning Commons Building.
- UH-Hilo - A total of 1800 KW PV system been in operation. An estimated 462 KW PV system will be in the Student Services Building project. A 8 KW PV system will be on the Hawaiʻian Language College.
- UH-Hilo - working with DBEDT on a campus wide energy performance contract to find all opportunities to reduce energy consumption.

Benchmarking Requirement

(1) Each state department shall benchmark every existing public building that is either larger than five thousand square feet or uses more than eight thousand kilowatt-hours of electricity or energy per year and shall use the benchmark as a basis for determining the State's investment in improving the efficiency of its own building stock. Benchmarking shall be conducted using the ENERGY STAR® portfolio management or equivalent tool.

The following agencies did not reply to this section: DHHL, DOE, DOH, and NELHA.

This section does not apply to the following agencies because DAGS manages their facilities: AG, B&F, DCCA, DHRD, DHS, DLIR, and DOTAX.

DAGS: 19 O'ahu Facilities were analyzed. 8 facilities were certified and received an ENERGY STAR® Plaque, 1 facility's score was too low to qualify as an ENERGY STAR® Facility and 9 facilities were not eligible to be benchmarked since they did not fall into one of the ENERGY STAR® categories or had multiple buildings on one electric meter.

The ENERGY STAR® program does not allow benchmarking for campuses (having one electric meter for multiple buildings), parking structures and when a building has a large percentage used as computer rooms.

As the department works to improve the energy efficiency of its facilities, DAGS will continue to benchmark facilities with the ENERGY STAR® Program. Currently, 13 O'ahu Facilities are certified with the ENERGY STAR® Program.

Benchmarking for Neighbor Island DAGS facilities is currently underway.

DBEDT: DBEDT has been active in helping other agencies comply with these requirements through the following activities:

- Arranging and promoting a number of online trainings on using the ENERGY STAR® Portfolio Manager online tool and distributing information on benchmarking to other agencies.

- Assisting other agencies to meet the benchmarking requirements of Act 155 (SLH 2009) by collecting data for input into ENERGY STAR® Portfolio Manager. This data included square footage, occupancy, number of computers, space classifications, percentage of area air-conditioned, hours of operation, and indoor environmental quality measures. To date 277 facilities have been benchmarked and 21 buildings have received the ENERGY STAR®.

- If a benchmarked building received an ENERGY STAR® score that qualified for certification, DBEDT assisted in completing the application for certification by conducting the necessary indoor environmental quality assessments. These include lighting measurements, CO2 levels, temperature, and humidity measurements.

- Setting up and managing a master state ENERGY STAR® Portfolio Manager account. Agency accounts were linked into the master account so that all benchmarked state facilities' data could be accessed, extracted, and analyzed from a single account. The

information collected through the master account is also used in the DBEDT state facility database mentioned above that includes not only Portfolio Manager data, but also utility data, demand-side management information, improvement project details, and indoor environmental quality measurements.

DBEDT received a $350,000 grant from the US Department of Energy. The goal of the project is to strengthen, enhance, and expand the State's existing energy efficiency program by using ENERGY STAR® Portfolio Manager (PM) to benchmark appropriate State Executive Branch facilities (up to 275 buildings in the State Executive Branch Portfolio) and use the results to encourage state agencies to bundle facilities to pursue energy efficiency through energy savings performance contracts or other financing mechanisms. The State will document, analyze, and showcase a whole building retrofit and analyze 10 large State Office buildings that have already been retrofitted to provide information and documentation for best practices which could be replicable in the public and private sectors. The State will also identify, assess, and develop strategies to overcome barriers that hinder adoption of energy efficiency in buildings; partner to provide training that addresses building operations and management best practices; and address financing mechanisms and innovative programs to encourage energy efficiency in buildings.

DLNR: DLNR had initiated the first steps to benchmarking by assessing the portfolio of properties. DLNR has identified state buildings that are larger than 5,000 sq. ft (under-roof) or uses more than 8,000 kwh of electricity per year. The qualifier of under-roof is used since many DLNR properties are baseyards that have large storage areas but relatively small office areas under-roof. DLNR will work with DBEDT for assistance with benchmarking using the ENERGY STAR® portfolio management tool on the properties identified. (Appendix 7)See Appendix 7 for a table of building data collected so far under this effort.

DOA: The department requested and received an appropriation through the 2013 Legislature for an energy related capital improvement project. It is intended that benchmarking and retrocommissioning studies be included in the scope of work for the project.

DOD: Revamped ENERGY STAR® Portfolio Manager program. Currently, HIARNG utilizes Utility Manager Pro, a NGB software, while some states do batch load data into Portfolio Manager. FY11, utility site accounts have been modified to reference per building usage versus prior per utility account usage. UMPro, NGB software, is being phased out. Portfolio Manager needs multiple building profiles created. Working with DBEDT on conceptual plan to topload utility and buildings to Portfolio Manager..

DOT: The DOT highlights the following benchmarks from its divisions:

• AIRPORTS - The OGG ConRac project will have a project profile set-up on ENERGY STAR® portfolio manager as a means to track the projects actual energy and water use over time relative to itself, as well as relative to the Honolulu ConRac and possibly other comparables.

• HARBORS - Will increase awareness and knowledge of ENERGY STAR® portfolio management or its effective tool and implement through identification and benchmarking its affected buildings.

• HIGHWAYS – Has completed the assessment for the Aliiaimoku building on 869 Punchbowl Street, and is in the process of benchmarking the district offices on Hawaii, Kaua‘i, Maui and O‘ahu.

FTZ: The FTZ will comply with State/DBEDT benchmarks, as identified or as modified.

HPHA: The consultant, as stated above, that will provide a GPNA will provide the benchmark documentation for all our projects statewide as a basis of future design.

HHFDC: All of the nine (9) multi-family housing developments managed by HHFDC fall into the existing public building categories that need to be benchmarked. As was reported last year, HHFDC is using FY 2008 electrical figures as the benchmark year to show energy consumption improvement calculations and the agency has completed the "ENERGY STAR®" Data Collection Worksheets. Each year HHFDC continues to use both sets of data collected to better improve its posture towards be "ENERGY STAR®" Certified.

HHSC: At Leahi Hospital, it is not possible to benchmark any building because all the electricity usage goes back to one meter. When funding becomes available, we plan to install check meters for each building. For the Maui Region, wherever possible, the purchase of equipment includes a requirement in the procurement process the products purchased are ENERGY STAR® compliant. In addition, all benefits (e.g., utility rebates, etc.) are exercised when offered as a part of the purchase program.

- Reduce Maui Regional Hospitals dependence on oil;
- Protect the environment;
- Reduce negative economic impacts related use of imported fuels;
- Enhance renewable energy use and energy efficiency;
- Improve the security and reliability of Maui Regional Hospitals.

HSPLS: DAGS on behalf of the HSPLS, are benchmarking library facilities statewide through the Retro-Commissioning projects as funding becomes available.

PSD: PSD needs to seek technical assistance from DBEDT—Energy Management Division to implement Benchmarking at its correctional facilities in FY 2014.

UH: UH-Hilo has one main meter for the main campus. The campus wide sub-metering project is implemented in phases. After the sub-meters are installed, UH-Hilo can effectively measure energy usage of major buildings.

Appendix 1: Department of Hawaiian Home Lands Vehicle Data

ISLAND: OAHU

	License Plate	Model	Vehicle Description	Serial Number	Model Year	Acquisition Cost	Mileage	As of Date	gallons per 100 miles (fuel economy)	average	actual fuel consum. (gal)	fuel
1	SH7297	Chevy	Van passenger - astro	2GNEG25H8N4132080	1992	$17,053.04	187,387	10/14/2013	6.667/5	5.84	10943.40	gasoline87
2	SH9412	Chevy	Corsica	1G1L055MISY264061	1995	$5,900.00	86,453	10/14/2013	4.762/3.448	4.11	3553.22	gasoline87
3	SH9110	Ford	Ranger	1FTCR10U2NUDO6502	1992	$4,500.00	101,174	10/14/2013	5.882/4.762	5.32	5382.46	gasoline87
4	SHB577	Ford	Explorer 4x4 4WD 4door	1FMZU62K75ZA32343	2005	$24,460.42	103,467	12/14/2012	7.143/5	6.07	6280.45	gasoline87
5	SHB268	Chevy	Tahoe	3GNEK18RXVG164830	1997	$7,500.00	113,483	10/14/2013	7.692/5.882	6.79	7705.50	gasoline87
6	SHD 358	Dodge	Caravan	1B4GP25301B158589	2001	$4,500.00	102,773	10/14/2013	5.556/4.167	4.86	4994.77	gasoline87
7	SHD 359	Dodge	Stratus	1B3EL36104N341974	2004	$7,200	92,916	10/14/2013	4.545/3.333	3.94	3660.89	gasoline87
8	SHD 319	Ford	E-350 12psgr	1FBNE31L88DA59307	2008	$27,996.23	64,108	10/14/2013	no fuel rating available on vehicle			gasoline87
9	SHD720	Chevy	Pick up Truck S-10	1GCCS145118204862	2001	$4,500.00	66,503	10/14/2013	5.26/4	4.63	3079.1	gasoline

ISLAND: MAUI

	License Plate	Model	Vehicle Description	Serial No.	Model Year	Acquisition Cost	Mileage	As of date	gallons per 100 miles (fuel economy)	average	actual fuel consum. (gal)	fuel
1	SH8652	Jeep	Cherokee SUV 4-door	1J4FJ28S3VL578912	1997	$23,812.35	94,550	10/10/2013	6.667/5	5.84	5,522	gasoline 87

ISLAND: KAUAI

	License Plate	Model	Vehicle Description	Serial Number	Model Year	Acquisition Cost	Mileage	As of Date	gallons per 100 miles (fuel economy)	average	fuel consump. (gal)	fuel
1	SH9218	Ford	Ford MPVH Explorer 4x4	1FMZU34X9XZA90464	1999	$24,943.59	45,136	10/22/2013	6.667/5.263	5.97	2694.62	gasoline-87

ISLAND: MOLOKAI

	License Plate	Model	Description	Serial No.	Model Year	Acquisition Cost	Mileage	As of Date	gallons per 100 miles (fuel economy)	average	fuel consump. (gal)	fuel
1	SH8310	Ford	Explorer 4x4 4WD	1FMDU34X8SUC34215	1995	$24,424.04	117,501	10/17/2013	6.667/5.263	5.97	7014.8	gasoline
2	SH8558	GMC	GMC dump truck	1GDP7H1J0VJ501905	1997	$55,434.00	34,817	10/17/2013	n/a		0.0	diesel
3	SHA305	Chevy	Silvarado 4x4	1GBHK24U52E113017	2002	$32,490.00	150,051	10/17/2013	7.143/5.882	6.52	9783.3	gasoline
4	SHA907	Ford	Explorer 4x4 4WD	1FMZU72K24ZA03031	2004	$26,051.43	95,105	10/17/2013	5.263/5	5.13	4878.9	gasoline
5	SHC230	Ford	Ford pick up F250	IFTNF21566EC86474	2006	$24,355.97	64,209	10/17/2013	6.667/5	5.84	3749.8	gasoline
6	SHD719	Chevy	Pick up Truck S-10	1GCCS145718206292	2001	$4,500.00	52,526	10/17/2013	5.26/4	4.63	2432.0	gasoline

ISLAND: HAWAII-WEST

	License Plate	Model	Vehicle Description	Serial No.	Model Year	Acquisition Cost	Mileage	As of Date	gallons per 100 miles (fuel economy)	average	fuel consum. (gal)	fuel
1	SHC612	Ford	Escape	IFMCU93167KA15624	2007	$24,999.95	24,031	10/14/2013	7.143/5.556	6.35	1525.9685	gasoline
2	SH9064	Chevy	4x4 pick up truck	1GCGK24R9WE252855	1998	$25,088.95	130,653	10/14/2013	6.667/5	5.84	7630.1352	gasoline
3	SH9054	GMC	Dump truck auto car	1WBUCCJF8GH	1986	$13,166.04	76,211	10/14/2013	6.667/5	5.84	4450.7224	gasoline
4	SHB591	Chrysler	1500 Quad cab pickup	1D7HU18N45J516396	2005	$26,568.59	156,990	10/14/2013	7.143/5.556	6.35	9968.865	gasoline
5	SH8514	Chevy	Flatbed truck	1GBHK34J4VF008123	1997	$30,449.95	68,769	10/14/2013			0	gasoline
6	SH847	SnowBr	Trailer	2SWUW11456260072	2005		NO DATA		n/a			

ISLAND: HAWAII-EAST

	License Plate	Model	Description	Serial No.	Model Year	Acquisition Cost	Mileage	As of Date	gallons per 100 miles (fuel economy)	average	fuel cons. (gal)	Fuel
1	SHA154	Mercury	Mountaineer	4M2ZU76E11UJ09823	2002	$24,999.01	106,415	10/17/2013	6.667/5.263	5.97	6352.9755	gasoline -87
2	SHB897	Toyota	Tacoma 4x4 v6	5TEUU42N55Z122690	2005	$24,778.06	64,328	10/15/2014	5.882/4.762	5.32	3422.2496	gasoline -87
3	SH 337	Dodge	Ram 1500	1D7HU18218J178398	2008	$31,381.05	133,185	10/17/2013	7.692/5.882	6.79	9043.2615	gasoline -87

Department of Education
Vehicle Fuel Report

Make	Model	Year	License Plate #	VIN	GVWR	EPA Hwy Fuel Econ	EPA City Fuel Econ	Acq. Cost	Fuel Type	In-Use Mileage	In-Use Fuel Consum.	In-use Avg Fuel Econ	Annual Mileage	Annual Fuel Consum	Annual Avg Fuel Econ
Fuel Type:	**DIESEL**														
CHEV	UTILITY	1999	SH9301	1GBHC34FOXF014518	10000			0	DIESEL	5697	572.87	9.9	0	0	0.0
FORD	UTILITY	2003	SHA794	1FDXF46P23EC13754	15000			0	DIESEL	26044	2137.13	12.2	5618	477.7	11.8
FORD	PICKUP	2005	SHB436	1FTSF20P85EA36576	9400			0	DIESEL	23684	2227.12	10.6	5030	501.14	10.0
FORD	PICKUP	2005	SHB437	1FTSF20PX5EA36577	9400			0	DIESEL	14088	1275.12	11.0	2745	222.67	12.3
FORD	PICKUP	2005	SHB438	1FTSF20P15EA36578	9400			0	DIESEL	18594	1723.38	10.8	5475	527.54	10.4
FORD	PICKUP	2005	SHB439	1FTSF20P35EA36579	9400			0	DIESEL	2291	162.74	14.1	720	73.67	9.8
FORD	PICKUP	2005	SHB440	1FTSF20PX5EA36580	9400			0	DIESEL	578	52.42	11.0	578	52.42	11.0
FORD	PICKUP	2005	SHB441	1FTWF32P65EA36581	9400			0	DIESEL	7073	557.19	12.7	2208	260.58	8.5
PTRB	UTILITY	2005	SHB567	2NPLHZ8X45M860594	36220			0	DIESEL	4370	480.12	9.1	0	0	0.0
PTRB	UTILITY	2005	SHB568	2NPLHZ8X25M860593	36220			0	DIESEL	19215	1436.61	13.4	4001	317.2	12.6
FORD	PICKUP	2006	SHC196	1FTSF20P96EB12579	9400			0	DIESEL	10805	1171.02	9.2	1872	164.5	11.4
FORD	F-250	2006	SHC197	1FTSF20P56EB12580	9400			0	DIESEL	19408	2013.5	9.6	5206	434.75	12.0
FORD	PICKUP	2006	SHC198	1FTSF20P76EB12581	9400			0	DIESEL	900	90.64	9.9	263	22.49	11.7
FORD	FLATBED	2006	SHC344	1FDWF36P76EB24319	13000			0	DIESEL	8545	648.03	13.2	2954	214	13.8
FORD	UTILITY	2008	SHC719	1FDSX20R78EA28953	8570			0	DIESEL	23636.7	2016.7	11.7	2340.7	185.12	12.6
FORD	F-250	2008	SHC742	1FDSX20R58EA28952	XXXX			0	DIESEL	28180	2337.64	12.1	2462	217.78	11.3
FORD	UTILITY	2007	SHC749	1FDSX20R38EA28951	XXXX			0	DIESEL	45185.6	3338.5	13.5	11091.2	760.5	14.6
FORD	UTILITY	2007	SHC762	1FDWX36R28EA24355	13000			0	DIESEL	34356	3316.56	10.4	5602	548.27	10.2
CHEV	VAN	1999	SHD164	1GBHG31F3X1153760	9500			0	DIESEL	23237	2051.4	11.3	3223	252.62	12.8
PTRB	XXXX	2009	SHD701	2NPRHN8X79M787259	16000			146199.61	DIESEL	18879	1777.46	10.6	4231	317.9	13.3
FORD	UTILITY	2009	SHD788	IFDSF30R09EA00826	7340			0	DIESEL	33069	2778.9	11.9	4706	393.9	11.9
FORD	UTILITY	2009	SHD789	1FDSF30R29EA00827	7440			0	DIESEL	19182	1698.44	11.3	4855	417.84	11.6
FORD	UTILITY	2009	SHD790	1FDSF30R49EA00828	10000			0	DIESEL	20580	1640.1	12.5	3417	240.9	14.2
FORD	UTILITY	2009	SHD791	1FDSF30R69EA00829	7300			0	DIESEL	28083	2060.36	13.6	5943	474.7	12.5
CHEV	PICKUP	2002	SHE400	1GBHC24U62E273876	9200			8000	DIESEL	11421	1329.4	8.6	4368	680	6.4
DODGE	PICKUP	2002	SHE407	3B6KC26Z42M303627	9200			7000	DIESEL	8084	1189.56	6.8	3100	388.97	8.0
CHEV	SILVERADO	2002	SHE431	1GBGC24U02Z329069	9200			7500	DIESEL	14694	1527.03	9.6	6724	660.63	10.2
CHEV	SILVERADO	2002	SHE432	1GBGC24U52Z327849	9200			7500	DIESEL	9786	768.72	12.7	3395	271.51	12.5
CHEV	SILVERADO	2002	SHE433	1GBGC24U42Z327549	9200			7500	DIESEL	12393	1103.04	11.2	4170	314.88	13.2
CHEV	SILVERADO	2002	SHE434	1GBGC24U22Z332717	9200			7500	DIESEL	11210	980.75	11.4	4844	386.6	12.5
INTL	4400 DUMP	2011	SHE475	1HTMKAAL2BH390035	26000			111452.62	DIESEL	4020	476.23	8.4	0	0	0.0

Department of Education
Vehicle Fuel Report

Make	Model	Year	License Plate #	VIN	GVWR	EPA Hwy Fuel Econ	EPA City Fuel Econ	Acq. Cost	Fuel Type	In-Use Mileage	In-Use Fuel Consum.	In-use Avg Fuel Econ	Annual Mileage	Annual Fuel Consum	Annual Avg Fuel Econ
Fuel Type:	**DIESEL**														
INTL	4400 HKLDR	2011	SHE476	1HTMKAZL4BH390039	26000			145440.78	DIESEL	16463	2687.07	6.1	9750	1617.66	6.0
INTL	4400 DUMP	2011	SHE477	1HTMKAAL6BH390037	26000			110250.32	DIESEL	4490	659.64	6.8	2788	401.24	6.9
INTL	4300 BOOM	2011	SHE479	1HTMMAAL3BH389972	25999			152915.95	DIESEL	5542	1038.85	5.3	2006	404.57	5.0
PTRB	DUMP	2012	SHE815	2NP3HN8X8CM169378	35000			168609.36	DIESEL	1354	184	7.4	802	88.71	9.0
Fuel Type:	**E85**														
FORD	Taurus	1997	SHA153	1FALP522OVG223163	4722			0	E85	15363	683.4	22.5	1140	37.6	30.3
FORD	Taurus	1997	SHA174	1FALP5226VG223166	4722			0	E85	32822	1594.2	20.6	1208	38.7	31.2
FORD	Taurus	1997	SHA175	1FALP5222VG223164	4722			0	E85	15210	731.8	20.8	5239	260	20.2
FORD	TAURUS	1998	SHA447	1FAFP5222WG216116	4722			0	E85	29493	1533.4	19.2	3152	170.8	18.5
FORD	TAURUS	1999	SHA869	1FAFP522OXG290362	4722			0	E85	17287	828.7	20.9	1204	57.6	20.9
CHEV	XXXX	2008	SHE998	2G1WB58K681275338	4543			10125	E85	102	5.6	18.2	102	5.6	18.2
CHEV	XXXX	2008	SHF025	2G1WB58KX81234940	4543			8000	E85	1501	51.7	29.0	338	18.2	18.6
Fuel Type:	**GAS**														
GMC	S14Z	1989	SH4107	1GT6CS14Z0K8528101	4900			0	GAS	492	24.7	19.9	0	0	0.0
CHEV	PICKUP	1990	SH4142	1GBGC24K4LE229709	8600			0	GAS	25137	2090.54	12.0	2138	152.04	14.1
GMC	PICKUP	1986	SH4153	1GTDC14HXGJ525747	5200			0	GAS	1865	194.7	9.6	231	14.7	15.7
DODGE	VAN	1990	SH4157	2B7KB31ZXLK742667	8510			0	GAS	0	0	0.0	0	0	0.0
DODGE	STKE	1991	SH4207	1B6ME3656MS327606	10000			20268.46	GAS	6187	666.3	9.3	0	0	0.0
FORD	UTILITY	1988	SH4219	1FDJF37G1JKA14207	8800			0	GAS	9601	2201.8	4.4	711	158.2	4.5
CHEV	PICKUP	1993	SH5946	1GCFC24K6PE196757	7200			0	GAS	11904	1085.83	11.0	966	102.43	9.4
CHEV	PICKUP	1993	SH5947	1GCFC24K1PE197377	7200			0	GAS	16006	1440.83	11.1	0	0	0.0
CHEV	CHEYENNE	1993	SH5948	1GCFC24K2PE196450	7200			0	GAS	7429	725.05	10.2	472	40.18	11.7
GMC	PICKUP	1994	SH6968	1GCDC14H3RZ207229	XXXX			0	GAS	3026	203.37	14.9	1939	109.2	17.8
CHEV	PICKUP	1994	SH6976	1GSGC24K9RE237292	7200			0	GAS	4509	293.71	15.4	1047	52.12	20.1
CHEV	VAN	1994	SH7033	1GBGP32K9R3304874	XXXX			0	GAS	5244	938	5.6	1063	229.63	4.6
CHEV	VAN	1994	SH7097	1GBGP32K7R3304775	XXXX			0	GAS	5332	585.11	9.1	1529	187.98	8.1
CHEV	VAN	1994	SH7098	1GBGP32K7R3305333	XXXX			0	GAS	5991	674.96	8.9	3406	365.47	9.3
CHEV	VAN	1994	SH7099	1GBGP32KXR3305399	XXXX			0	GAS	6681	736.16	9.1	1212	211.25	5.7
CHEV	VAN	1994	SH7100	1GBGP32K0R3305427	XXXX			0	GAS	9135	1238.6	7.4	2228	408.36	5.5
CHEV	VAN	1994	SH7101	1GBGP32K9R3305488	XXXX			0	GAS	10133	1267.89	8.0	2661	371.44	7.2
CHEV	VAN	1994	SH7103	1GBGP32K7R3304842	XXXX			0	GAS	8948	1234.15	7.3	2731	337.43	8.1

Department of Education
Vehicle Fuel Report

Make	Model	Year	License Plate #	VIN	GVWR	EPA Hwy Fuel Econ	EPA City Fuel Econ	Acq. Cost	Fuel Type	In-Use Mileage	In-Use Fuel Consum.	In-use Avg Fuel Econ	Annual Mileage	Annual Fuel Consum	Annual Avg Fuel Econ
Fuel Type:	**GAS**														
CHEV	VAN	1994	SH7104	1GBGP32K3R3305521	XXXX			0	GAS	7425	868.69	8.5	2377	276.45	8.6
CHEV	VAN	1994	SH7106	1GBGP32K4R3304927	XXXX			0	GAS	1327	670.56	2.0	831	220.93	3.8
CHEV	FLATBED	2000	SH7741	1GBJC34RZYF475443	7200			0	GAS	5838	493.15	11.8	452	53.85	8.4
CHEV	SIERRA	1992	SH7759	1GCFC24KXNE209619	7200			0	GAS	14200	1168.78	12.1	2723	244.31	11.1
CHEV	PICKUP	1992	SH7760	1GCFC24K4NE212144	7200			0	GAS	10365	1050.83	9.9	814	97.38	8.4
CHEV	PICKUP	1991	SH7762	1GCFC24H6MZ120707	7200			0	GAS	11793	824.7	14.3	602	52.37	11.5
CHEV	PICKUP	1995	SH7763	1GCFC24HXMZ120709	4340			0	GAS	4379	388.28	11.3	343	46.14	7.4
CHEV	PICKUP	1991	SH7764	1GCFC24H3MZ154880	7200			0	GAS	16558	1472.18	11.2	1763	138.1	12.8
CHEV	PICKUP	1991	SH7765	1GCFC24H3MZ153499	7200			0	GAS	4493	255.16	17.6	1101	49.23	22.4
CHEV	VAN	1981	SH7806	1GCFP22M9B3311297	XXXX			0	GAS	2465	631.47	3.9	695	174.94	4.0
GMC	VAN	1989	SH7808	1GTFP22K1K3500637	XXXX			0	GAS	3791	659.03	5.8	908	170.98	5.3
GMC	VAN	1989	SH7809	1GTFP22K5k3500561	XXXX			0	GAS	3217	822.61	3.9	903	151.56	6.0
CHEV	VAN	1989	SH7810	1GCHP32KXK3313315	XXXX			0	GAS	11723	1349.89	8.7	2701	302.24	8.9
CHEV	VAN	1990	SH7812	1GCGP32K0L3303812	XXXX			0	GAS	2298	476.4	4.8	928	186.08	5.0
CHEV	VAN	1984	SH7842	1GCFP22M2E3338930	XXXX			0	GAS	1178	116.99	10.1	731	65.48	11.2
CHEV	VAN	1990	SH7844	1GCGP32K5L3304065	XXXX			0	GAS	8916	1068.26	8.3	2762	319.58	8.6
CHEV	VAN	1990	SH7845	1GCGP32K9L3304456	XXXX			0	GAS	4027	725.84	5.5	1220	188.53	6.5
CHEV	VAN	1984	SH7879	1GCFP22MXE3338934	XXXX			0	GAS	7880	747.43	10.5	1779	187.67	9.5
CHEV	VAN	1989	SH7882	1GCHP32K3K3313124	XXXX			0	GAS	1116	114.9	9.7	0	0	0.0
FORD	VAN	1982	SH7894	1FCHE30E1CHA77712	XXXX			0	GAS	5708	872.31	6.5	1787	341.51	5.2
FORD	Aerostar	1988	SH7896	1FTCA14U5JZB68145	4720			0	GAS	2252	126.11	17.9	0	0	0.0
FORD	Ranger	1991	SH7900	1FTCR10U5MUD15404	4580			0	GAS	1227	48.51	25.3	818	35.51	23.0
CHEV	VAN	1990	SH7925	1GCGP32K7L3305945	XXXX			0	GAS	0	0	0.0	0	0	0.0
FORD	VAN	1982	SH8012	1FCHE30E8CHA77710	XXXX			0	GAS	5803	444.43	13.1	1702	150.9	11.3
GMC	VAN	1989	SH8090	1GTFP22K7K3500609	XXXX			0	GAS	1250	148.61	8.4	802	93.69	8.6
CHEV	VAN	1989	SH8125	1GCHP32K9K3313371	XXXX			0	GAS	2140	303.6	7.0	0	0	0.0
CHEV	PICKUP	1995	SH8157	1GCFC24H1SE282555	4340			0	GAS	17236	1360.22	12.7	3665	240.46	15.2
CHEV	PICKUP	1995	SH8158	1GCFC24H8SE283332	7200			0	GAS	14578	1186.2	12.3	2848	231.63	12.3
CHEV	PICKUP	1995	SH8159	1GCFC24H4SE284641	7200			0	GAS	8559	898.45	9.5	2579	371.51	6.9
CHEV	VAN	1990	SH8198	1GCGP32K0L3303910	XXXX			0	GAS	1775	211	8.4	541	74.57	7.3
CHEV	PICKUP	1996	SH8289	1GCFC24MXTE190844	7200			0	GAS	13410	1082.24	12.4	3606	207.94	17.3

Department of Education
Vehicle Fuel Report

Make	Model	Year	License Plate #	VIN	GVWR	EPA Hwy Fuel Econ	EPA City Fuel Econ	Acq. Cost	Fuel Type	In-Use Mileage	In-Use Fuel Consum.	In-use Avg Fuel Econ	Annual Mileage	Annual Fuel Consum	Annual Avg Fuel Econ
Fuel Type:	**GAS**														
CHEV	PICKUP	1996	SH8290	1GCFC24M3TE189888	7200			0	GAS	3858	273.89	14.1	1386	131.03	10.6
CHEV	PICKUP	1996	SH8291	1GCFC24M8TE192804	7200			0	GAS	14739	1279.58	11.5	2631	260.09	10.1
CHEV	PICKUP	1996	SH8292	1GCFC24M9TE189538	7200			0	GAS	10601	794.21	13.3	1321	99.99	13.2
CHEV	PICKUP	1996	SH8465	1GCFC24M3VE125997	7200			18749	GAS	4903	459.72	10.7	850	95.16	8.9
CHEV	VAN	1996	SH8512	1GBH32R5V3300476	XXXX			0	GAS	7469	875.2	8.5	2493	314.21	7.9
CHEV	VAN	1997	SH8566	1GBHP32R6V3300552	XXXX			0	GAS	2126	569	3.7	621	314	2.0
CHEV	PICKUP	1998	SH8778	1GCFC24M5WZ127387	7200			19585	GAS	18008	1661.56	10.8	2997	309.39	9.7
CHEV	PICKUP	1998	SH8830	1GCGK24R8WZ157129	8600			24840	GAS	5156	498.43	10.3	2778	278.33	10.0
CHEV	PICKUP	1998	SH8864	1GBHC34R3WF015798	7200			0	GAS	10167	819.76	12.4	1844	111.36	16.6
HYUN	Elantra	1998	SH8964	KMHJF24M5WU693530	2830			0	GAS	1115	23.87	46.7	0	0	0.0
GMC	STKE	1991	SH9069	1GDHC34K1ME5532840	10000			0	GAS	19775	2168.43	9.1	4280	459.6	9.3
CHEV	PICKUP	1999	SH9458	1GCGC24R5XR716263	7200			0	GAS	12428	796.33	15.6	2979	209.22	14.2
CHEV	PICKUP	1994	SH9771	1GCFC24Z5RZ245617	7200	22	16	8000	GAS	305	24.15	12.6	0	0	0.0
FORD	FLATBED	1992	SH9779	2FDLF47G5NCA63497	15000			0	GAS	1581	116.71	13.5	875	49.71	17.6
CHEV	UTILITY	1994	SH9841	1GCFC24H1RZ266816	7200			0	GAS	22966	1977.09	11.6	2514	152.57	16.5
DODGE	DAKOTA	1996	SH9842	1B7HL26X2TS682625	6150			0	GAS	17047	1096.9	15.5	1904	101.5	18.8
FORD	PICKUP	1997	SH9843	1FTDF172XVKD55847	6000			0	GAS	21880	1799.91	12.2	1034	62.61	16.5
CHEV	S-10	1994	SH9921	1GCCS14Z9R8226557	5300			0	GAS	43508	2778.5	15.7	4145	243.4	17.0
CHEV	S-10	1994	SH9922	1GCCS19Z0R8226181	5300			0	GAS	25721	1650.8	15.6	2796	168	16.6
CHEV	PICKUP	1994	SH9923	1GCDC14Z9RZ223993	5600			0	GAS	3635	265.3	13.7	0	0	0.0
CHEV	PICKUP	1994	SH9928	1GCEC14Z2RZ267791	6000			0	GAS	13403	927.17	14.5	652	72.16	9.0
CHEV	PICKUP	1994	SHA120	1GCCS14Z9R8225523	5300			0	GAS	13940	747.11	18.7	3624	186.51	19.4
CHEV	PICKUP	1994	SHA121	1GCFC24ZXRZ245435	7200	22	16	0	GAS	37156	2670.15	13.9	5457	371.09	14.7
FORD	VAN	2001	SHA163	1FTNS24L81HB36606	XXXX			0	GAS	8760	647.22	13.5	2337	192.44	12.1
FORD	VAN	2001	SHA164	1TFTNS24L61HB36605	XXXX			0	GAS	9296	740.24	12.6	2838	239.33	11.9
FORD	VAN	2001	SHA165	1FTNS24L41HB36599	XXXX			0	GAS	11049	819.33	13.5	5614	461.85	12.2
FORD	VAN	2001	SHA166	1FTNS24L7AHB36600	XXXX			0	GAS	10367	803.79	12.9	3629	238.31	15.2
FORD	VAN	2001	SHA167	1FTNS24L91HB36601	XXXX			0	GAS	630	114.12	5.5	222	57.12	3.9
FORD	VAN	2001	SHA168	1FTNS24L01HB36602	XXXX			0	GAS	6875	450.46	15.3	2906	219.04	13.3
FORD	VAN	2001	SHA169	1FTNS24L21HB36603	XXXX			0	GAS	9969	619.08	16.1	2527	154	16.4
FORD	VAN	2001	SHA170	1FTNS24L41HB36604	XXXX			0	GAS	4146	313.44	13.2	1176	103.46	11.4

Department of Education
Vehicle Fuel Report

Make	Model	Year	License Plate #	VIN	GVWR	EPA Hwy Fuel Econ	EPA City Fuel Econ	Acq. Cost	Fuel Type	In-Use Mileage	In-Use Fuel Consum.	In-use Avg Fuel Econ	Annual Mileage	Annual Fuel Consum	Annual Avg Fuel Econ
Fuel Type:	**GAS**														
FORD	VAN	2001	SHA172	1FTNS24L11HB36608	XXXX			0	GAS	9932	864.55	11.5	2696	258.81	10.4
CHEV	VAN	1994	SHA203	1GBGP32K2R3305347	XXXX			0	GAS	8726	1196.4	7.3	2234	407.01	5.5
CHEV	PICKUP	1994	SHA222	1GBGC24KORE260917	8600			0	GAS	36547	3402.21	10.7	5069	454.26	11.2
CHEV	UTILITY	1994	SHA229	1GBGC24K3RE261673	8600			0	GAS	26026	2353.22	11.1	2079	188.33	11.0
CHEV	UTILITY	2001	SHA249	1GCFC24H8PZ137190	7200			0	GAS	26883	2298.63	11.7	4012	305.14	13.1
CHEV	VAN	1994	SHA321	1GBGP32KXR3305449	XXXX			0	GAS	8713	1215.07	7.2	2247	222.15	10.1
FORD	Taurus	2000	SHA329	1FAFP5326YA142204	3300			12493.99	GAS	15660	777.27	20.1	5638	288.1	19.6
CHEV	UTILITY	1994	SHA333	1GBHC34K2RE313546	8800			0	GAS	36169	3674.67	9.8	4705	464.11	10.1
CHEV	UTILITY	1994	SHA337	1GBHC34K5RE176621	10000			0	GAS	35630	3929.3	9.1	4838	419.12	11.5
CHEV	UTILITY	1994	SHA338	1GBGC24K6RE302619	8600			0	GAS	19669	1993.06	9.9	3206	320.37	10.0
CHEV	UTILITY	1994	SHA339	1GBHC34K3RE176973	10000			0	GAS	32150	3212.3	10.0	4070	381.1	10.7
CHEV	UTILITY	1994	SHA340	1GCFC24H6RZ267679	7200			0	GAS	23848	1846.63	12.9	1568	55	28.5
CHEV	STKE	1995	SHA342	1GBHC34K5SE239285	10000			0	GAS	1166	42.7	27.3	0	0	0.0
CHEV	PICKUP	1994	SHA343	1GBHC34K8RE174698	7200			0	GAS	2120	184.79	11.5	0	0	0.0
CHEV	UTILITY	1994	SHA344	1GCFC24HRZ267583	7200			0	GAS	10124	837.21	12.1	2663	189.83	14.0
FORD	Focus	2002	SHA345	1FAFP33P72W185508	2700			0	GAS	0	0	0.0	0	0	0.0
CHEV	UTILITY	1994	SHA352	1GCFC24H8RZ266579	7200			0	GAS	48160	3835.42	12.6	1276	62.5	20.4
TOYOTA	Corolla	2003	SHA362	1NXBR32E53Z000349	2700			0	GAS	6626	260.64	25.4	2701	103.44	26.1
TOYOTA	COROLLA	2003	SHA363	1NXBR32E93Z011046	2700			0	GAS	1734	74.65	23.2	0	0	0.0
GMC	PICKUP	1994	SHA368	1GTFC24H6RE550414	7200			0	GAS	6179	491.16	12.6	2977	257.64	11.6
GMC	UTILITY	1994	SHA383	1GTFC24H3RE549494	7200			0	GAS	19057	1812.51	10.5	3038	220.7	13.8
CHEV	UTILITY	1994	SHA384	1GBHC34KXRE177120	8600			0	GAS	35424	3751.7	9.4	1275	84.3	15.1
FORD	SEDAN	1998	SHA405	1FAFP6535WK269271	4078			0	GAS	2299	93.6	24.6	265	12	22.1
CHEV	XXXX	1995	SHA407	1GHC34KISE234763	10000			0	GAS	0	0	0.0	0	0	0.0
CHEV	Malibu	2002	SHA458	1G1ND52JX2M645109	3090			0	GAS	16676	850.76	19.6	1959	109.94	17.8
FORD	PICKUP	1995	SHA547	1FTEF15Y7SLB50326	6250			0	GAS	28643	2058.62	13.9	3168	222.05	14.3
FORD	PICKUP	1997	SHA548	1FTDF1721VKD55817	6000			0	GAS	8944	703.78	12.7	0	0	0.0
CHEV	VAN	1995	SHA549	1GCGG35K2SF146082	8600			0	GAS	49525	4284.15	11.6	7377	569.1	13.0
CHEV	VAN	1995	SHA674	1GCGG35K1SF147496	8600			0	GAS	17361	1847.1	9.4	1829	137.1	13.3
CHEV	STKE	1995	SHA675	1GBHC34K6SE240588	10000			0	GAS	20495	2164.86	9.5	3329	324.54	10.3
FORD	F-150	195	SHA676	1FTEF15YXSLB50319	6250			0	GAS	29272.5	1934.4	15.1	3331	180.5	18.5

Department of Education
Vehicle Fuel Report

Make	Model	Year	License Plate #	VIN	GVWR	EPA Hwy Fuel Econ	EPA City Fuel Econ	Acq. Cost	Fuel Type	In-Use Mileage	In-Use Fuel Consum.	In-use Avg Fuel Econ	Annual Mileage	Annual Fuel Consum	Annual Avg Fuel Econ
Fuel Type:	**GAS**														
CHEV	UTILITY	1995	SHA717	1GBHC34K9SE240665	10000			0	GAS	0	0	0.0	0	0	0.0
TOYOTA	Corolla	2003	SHA812	1NXBR32EX3Z178371	2700			0	GAS	1286	59.75	21.5	358	14.43	24.8
CHEV	UTILITY	1995	SHA820	1GBHC34K4SE203233	10000			0	GAS	35934	3384.43	10.6	4512	379.22	11.9
CHEV	UTILITY	1994	SHA821	1GBHC34K9RE311406	5960			0	GAS	39124	4130.33	9.5	6500	633.51	10.3
CHEV	UTILITY	1995	SHA822	1GBHC34K8SE117729	10000			0	GAS	25221	2695.63	9.4	4176	401.19	10.4
CHEV	UTILITY	1995	SHA839	1GBHC34K2SE204476	10000			0	GAS	42786	4431.37	9.7	5055	524.94	9.6
CHEV	UTILITY	1991	SHA840	1GBHC34K7RE311047	5260			0	GAS	41254	4950.8	8.3	5947	708.3	8.4
CHEV	UTILITY	1995	SHA841	1GBHC34K8SE203428	10000			0	GAS	26215	2596.35	10.1	3836	304.43	12.6
GMC	PICKUP	1999	SHA896	1GTGC33R3XF094531	9000			0	GAS	28666	2700.16	10.6	4492	363.56	12.4
FORD	PICKUP	2003	SHA899	1FTNF20P13ED82432	XXXX			0	GAS	2158	246.7	8.7	803	111	7.2
FORD	PICKUP	2003	SHA900	1FTNF20PX3ED82431	XXXX			0	GAS	1756	150.3	11.7	0	0	0.0
FORD	PICKUP	2003	SHA901	1FTNF20D33ED82433	5556			0	GAS	24037	2323.6	10.3	3606	346.97	10.4
FORD	VAN	2001	SHA912	1FTNS24LX1HB36607	XXXX			0	GAS	4306	259.23	16.6	1323	107.8	12.3
CHEV	UTILITY	1996	SHA999	1GBGC24R5TE125582	8600			0	GAS	23849	2283.98	10.4	301	30.01	10.0
NISSAN	Sentra	2003	SHB134	3N1CB51D03L712850	2760			0	GAS	7166	307.39	23.3	1206	48.7	24.8
NISSAN	Sentra	2003	SHB137	3N1CB51D93L790222	2760			0	GAS	8636	358.05	24.1	0	0	0.0
NISSAN	Sentra	2003	SHB140	3N1CB51D43L796722	2760			0	GAS	12622	471.4	26.8	744	33	22.5
NISSAN	Sentra	2003	SHB142	3N1CB51D63L796723	2760			0	GAS	6470	290.9	22.2	836	27.5	30.4
NISSAN	SENTRA	2003	SHB143	3N1CB51D03L793235	2760			0	GAS	345	10.12	34.1	345	10.12	34.1
NISSAN	Sentra	2003	SHB144	3N1CB51D53L793246	2760			0	GAS	14682	575.73	25.5	0	0	0.0
HONDA	SEDAN	2004	SHB166	JHMES96614S003000	XXXX			0	GAS	0	0	0.0	0	0	0.0
CHEV	UTILITY	1996	SHB191	1GBGC24ROTE122590	8600			0	GAS	34346	3276.96	10.5	3437	269.4	12.8
CHEV	UTILITY	1996	SHB192	1GBGC24R5TE125033	8600			0	GAS	24610	2074.93	11.9	2725	217.33	12.5
FORD	UTILITY	1996	SHB197	1FDHF25H8TEB77037	5600			0	GAS	28270	2730.71	10.4	4005	409	9.8
CHEV	UTILITY	1996	SHB198	1GBGC24R9TE125648	9360			0	GAS	40723	3369.81	12.1	4064	348.73	11.7
CHEV	UTILITY	1996	SHB200	1GBGC24R7TE130380	8600	19	15	0	GAS	26218	2357.68	11.1	2853	202.14	14.1
FORD	Taurus	2004	SHB226	1FAFP52U74G124840	3300			0	GAS	16240	699.56	23.2	189	11.63	16.3
FORD	UTILITY	1996	SHB305	1FDHF25H8TEB77040	5620			0	GAS	42535	4077.9	10.4	8235	727.2	11.3
CHEV	UTILITY	1996	SHB306	1GBJK34R3TE184368	10000			0	GAS	23802	2553.1	9.3	1619	145.01	11.2
CHEV	PICKUP	1997	SHB339	1GCCS14X8V8190112	4400			0	GAS	748	46.5	16.1	0	0	0.0
CHEV	PICKUP	1997	SHB397	1GCFC24M9VE249787	7200			0	GAS	10856	1010.93	10.7	2704	299.34	9.0

Department of Education
Vehicle Fuel Report

Make	Model	Year	License Plate #	VIN	GVWR	EPA Hwy Fuel Econ	EPA City Fuel Econ	Acq. Cost	Fuel Type	In-Use Mileage	In-Use Fuel Consum.	In-use Avg Fuel Econ	Annual Mileage	Annual Fuel Consum	Annual Avg Fuel Econ
Fuel Type:	**GAS**														
FORD	VAN	1997	SHB473	1FTJE34L9VHC12562	9500			0	GAS	49911	4698.51	10.6	6550	589.49	11.1
XXXX	XXXX	2005	SHB730	5B4HP42VX53405454	XXXX			0	GAS	6377	748.98	8.5	2046	269.42	7.6
XXXX	XXXX	2005	SHB731	5B4HP42V853405453	XXXX			0	GAS	13594	1092.07	12.4	4850	379.1	12.8
XXXX	XXXX	2005	SHB732	5B4HP42V6534054	XXXX			0	GAS	6329	656.69	9.6	2740	297.57	9.2
XXXX	XXXX	2005	SHB733	5B4HP42V53405451	XXXX			0	GAS	3420	456.84	7.5	462	82.08	5.6
CHEV	PICKUP	1998	SHB764	1GCFC24M6WZ128077	7200			19585	GAS	13542	1075.03	12.6	3470	264.93	13.1
FORD	VAN	2005	SHB790	1FTNS24L25HA83505	XXXX			0	GAS	14203	942.46	15.1	3441	259.43	13.3
FORD	VAN	2005	SHB791	1FTNS24L45HA83506	XXXX			0	GAS	20436	1126.46	18.1	7167	373.53	19.2
FORD	VAN	2005	SHB792	1FTNS24L65HA83507	XXXX			0	GAS	5436	436.44	12.5	3904	306.57	12.7
FORD	VAN	2005	SHB793	1FTNS24L85HA83508	XXXX			0	GAS	6825	532.53	12.8	2001	152.36	13.1
FORD	VAN	2005	SHB794	1FTNS24LX5HA83509	XXXX			0	GAS	17705	1273.42	13.9	4626	342.63	13.5
CHEV	VAN	1994	SHB895	1GBGP32K3R3305339	XXXX			0	GAS	4503	827.05	5.4	667	211.2	3.2
CHEV	Malibu	2004	SHB942	1G1ZT54844F207241	3290			0	GAS	23321	1232.42	18.9	0	0	0.0
TOYOTA	Camry	2004	SHB943	JTDBF30K240157478	3420			0	GAS	16787	842.64	19.9	2997	150.36	19.9
TOYOTA	Camry	2004	SHB944	JTDBF30K140157942	3219			0	GAS	12297	614.87	20.0	0	0	0.0
TOYOTA	Camry	2004	SHB945	JTDBF30K740157184	3219			0	GAS	21238	1035.14	20.5	2009	89.64	22.4
TOYOTA	Camry	2004	SHB946	JTDBF30K140157956	3420			0	GAS	8649	530.9	16.3	975	79.14	12.3
TOYOTA	Camry	2004	SHB947	JTDBF32K140157842	3219			0	GAS	9125	486.48	18.8	897	69.1	13.0
TOYOTA	Camry	2004	SHB948	JTDBF30KX40157289	3219			0	GAS	18441	1166.3	15.8	2748	228.5	12.0
TOYOTA	Camry	2004	SHB949	JTDBF30KX40157230	3420			0	GAS	16298	798.07	20.4	2435	110.19	22.1
TOYOTA	Camry	2004	SHB950	JTDBF32K440157897	3219			0	GAS	55975	2235.22	25.0	3885	168.27	23.1
CHEV	Malibu	2004	SHB993	1G1ZS52F84F205738	3290			0	GAS	19232	847.89	22.7	3072	181.49	16.9
PONT	Grand Am	2004	SHC154	1G2NG52E94M517095	3200			0	GAS	12338	497.89	24.8	0	0	0.0
CHEV	VAN	1997	SHC243	1GBHP32RXV3300960	XXXX			0	GAS	1520	221.07	6.9	549	108.61	5.1
TOYOTA	SEDAN	2005	SHC329	JTDBE32K753009892	XXXX			0	GAS	7150	304.08	23.5	0	0	0.0
TOYOTA	SEDAN	2005	SHC330	JTDBE32K653007292	XXXX			0	GAS	42542	1785.81	23.8	4722	193.25	24.4
TOYOTA	SEDAN	2005	SHC331	JTDBE32K553007557	XXXX			0	GAS	14826	594.7	24.9	4293	171.89	25.0
TOYOTA	SEDAN	2005	SHC332	JTDBE32K753007852	XXXX			0	GAS	39488	1600.3	24.7	2952	129.54	22.8
TOYOTA	SEDAN	2005	SHC333	JTDBE32KX53010003	XXXX			0	GAS	7964	409.39	19.5	2676	181.5	14.7
TOYOTA	SEDAN	2005	SHC334	JTDBE32K653003016	XXXX			0	GAS	20965	905.23	23.2	2320	80.53	28.8
TOYOTA	SEDAN	2005	SHC335	JTDBE32K253008228	XXXX			0	GAS	6647	275.94	24.1	1982	60.74	32.6

Department of Education
Vehicle Fuel Report

Make	Model	Year	License Plate #	VIN	GVWR	EPA Hwy Fuel Econ	EPA City Fuel Econ	Acq. Cost	Fuel Type	In-Use Mileage	In-Use Fuel Consum.	In-use Avg Fuel Econ	Annual Mileage	Annual Fuel Consum	Annual Avg Fuel Econ
Fuel Type:	**GAS**														
TOYOTA	SEDAN	2005	SHC336	JTDBE32K853009612	XXXX			0	GAS	13373	507.05	26.4	0	0	0.0
DODGE	UTILITY	1999	SHC350	3B6KC26Z0XM580704	8800			0	GAS	35399	3587.02	9.9	4595	443.24	10.4
DODGE	UTILITY	1999	SHC351	3B6KC26Z7XM580702	8800			0	GAS	27030	2897.2	9.3	3343	265.9	12.6
DODGE	UTILITY	1999	SHC352	3B6KC2628XM580708	8800			0	GAS	34308	2826.39	12.1	4451	330.62	13.5
DODGE	UTILITY	1999	SHC353	3B6KC26Z5XM580701	8800			0	GAS	24353	2315	10.5	2300	214.88	10.7
DODGE	UTILITY	1999	SHC354	3B6KC26Z2XM580705	8800			0	GAS	28640	2892.51	9.9	1452	141.9	10.2
BUICK	SEDAN	2005	SHC355	2G4WS52J651108024	XXXX			0	GAS	15772	621	25.4	0	0	0.0
BLUE	BUS	1991	SHC356	1BAAGCSA4MF041333	15420			0	GAS	0	0	0.0	0	0	0.0
CHEV	PICKUP	1997	SHC365	1GCCS14X6V8188441	XXXX			0	GAS	6611	318.82	20.7	1633	71.53	22.8
FORD	VAN	1999	SHC378	1FCJE9L8XHC01208	10000			0	GAS	25792	3358	7.7	2108	315.1	6.7
DODGE	RAM	1999	SHC383	3B6KC26Z6XM580707	8800			0	GAS	35888	3380.75	10.6	5309	432.78	12.3
CHEV	SEDAN	2005	SHC397	1FAHP53U65A265636	XXXX			0	GAS	21493	1070.91	20.1	4485	247.29	18.1
DODGE	PICKUP	1999	SHC449	3B6KC26Z7XM580697	XXXX			0	GAS	24765	2547.92	9.7	3392	414.09	8.2
DODGE	UTILITY	1999	SHC450	3B6KC26Z6XM580710	8800			0	GAS	39840	3618.19	11.0	4049	393.26	10.3
DODGE	UTILITY	1999	SHC451	3B6KC26Z3XM580714	8800			0	GAS	16641	2149.13	7.7	3426	875.1	3.9
DODGE	RAM	1999	SHC452	3B6MF3654XM572026	XXXX			0	GAS	25737	3048.1	8.4	6386	855.6	7.5
DODGE	UTILITY	1999	SHC453	3B6KC26Z9XM579034	8800			0	GAS	29198	2693.38	10.8	4490	300.58	14.9
DODGE	VAN	2000	SHC454	2B7KB31Y7YK147516	8700			0	GAS	40180	3608.76	11.1	5796	459.68	12.6
DODGE	XXXX	1998	SHC580	3B6KF26Z5WM269551	8800			0	GAS	40467	3857.96	10.5	4975	378.56	13.1
FORD	UTILITY	2008	SHC741	1FDSX20R98EA28954	9800			0	GAS	58854	4644.23	12.7	6155	487.12	12.6
FORD	F-150	2000	SHC761	2FTRF7Z5YCA40773	XXXX			0	GAS	30163	2382	12.7	2916	187.3	15.6
FORD	RANGER	1999	SHC800	1FTYR10V5XPB66509	XXXX			0	GAS	37112	1943.8	19.1	5943	315	18.9
FORD	TAURUS	2002	SHC801	1FAFP53262A202988	XXXX			0	GAS	15276	808.9	18.9	1833	73.5	24.9
FORD	TAURUS	2001	SHC802	1FAFP53221A226171	XXXX			0	GAS	13294	827	16.1	3814	204	18.7
CHEV	PICKUP	2000	SHC877	1GCHK33J0YF488233	9200			0	GAS	24938	2557.99	9.7	2814	219.75	12.8
CHEV	PICKUP	2000	SHC878	1GCCS1450Y8301593	4600			0	GAS	27350	1476.67	18.5	4631	207.29	22.3
DODGE	UTILITY	2001	SHD166	3B6KC26Z31M558641	XXXX			0	GAS	30600	2861.42	10.7	2450	232.68	10.5
DODGE	UTILITY	2001	SHD434	2B7KB31Y91K537877	8700			0	GAS	23652	2299.51	10.3	3180	160.99	19.8
DODGE	UTILITY	2001	SHD521	3B6KC262X1M558636	8800			0	GAS	23685	2140.79	11.1	4501	321.22	14.0
DODGE	UTILITY	2001	SHD579	386KC25Z51M555191	8800			0	GAS	13094	1182.97	11.1	3579	283.8	12.6
DODGE	UTILITY	2001	SHD582	3B6KC26791M271000	8800			0	GAS	20922	2030.39	10.3	7020	627.69	11.2

Department of Education
Vehicle Fuel Report

Make	Model	Year	License Plate #	VIN	GVWR	EPA Hwy Fuel Econ	EPA City Fuel Econ	Acq. Cost	Fuel Type	In-Use Mileage	In-Use Fuel Consum.	In-use Avg Fuel Econ	Annual Mileage	Annual Fuel Consum	Annual Avg Fuel Econ
Fuel Type:	**GAS**														
CHEV	PICKUP	2009	SHD707	1GCHK73649F103700	9900			39215	GAS	17750	1374.34	12.9	2935	216.84	13.5
FORD	UTILITY	2002	SHD961	1FTWF32F32EA37190	11000			0	GAS	2655	226.28	11.7	1112	87.33	12.7
CHEV	FLATBED	1990	SHD998	1GBHC34K1LE232934	10000			0	GAS	25079	2872.1	8.7	1975	187.4	10.5
CHEV	MALIBU	2003	SHE190	1GIND52J43M671688	XXXX			0	GAS	21401	998.67	21.4	5464	232.41	23.5
CHEV	XXXX	2010	SHE207	1G1ZA5E06AF191022	4376			21479	GAS	4589	204.45	22.4	0	0	0.0
CHEV	MALIBU	2010	SHE208	1G1ZA5E01AF191395	4376			21479	GAS	4799	207.95	23.1	0	0	0.0
CHEV	XXXX	2010	SHE209	1G1ZA5E04AF192430	4376			21479	GAS	9366	463.66	20.2	1326	70.54	18.8
CHEV	XXXX	2010	SHE211	1G1ZA5E03AF192628	4376			21857	GAS	5025	177.71	28.3	0	0	0.0
CHEV	MALIBU	2010	SHE212	1G1ZA5E00AF191971	4376			21857	GAS	1446	98.4	14.7	1446	98.4	14.7
CHEV	MALIBU	2010	SHE213	1G1ZA5E04AF190290	4376			21875	GAS	15320	705.81	21.7	3423	159.06	21.5
CHEV	MALIBU	2010	SHE214	1G1ZA5E05AF192341	4376			21875	GAS	17752	842.1	21.1	4967	250.54	19.8
CHEV	MALIBU	2010	SHE215	1G1ZA5E08AF191698	4376			21857	GAS	4632	274.98	16.8	3231	184.14	17.5
CHEV	MALIBU	2010	SHE216	1G1ZA5E01AF192661	4376			21990	GAS	6282	329.47	19.1	2102	123.76	17.0
DODGE	UTILITY	2001	SHE256	3B6KC26Z31M558638	8800			5600	GAS	17798	1608.25	11.1	4396	377.97	11.6
DODGE	UTILITY	2001	SHE257	3B6KC26Z21M558601	8800			5600	GAS	10907	1047.76	10.4	3691	324.67	11.4
DODGE	UTILITY	2001	SHE258	3B6KC26Z01M583903	8800			5600	GAS	16503	1500.12	11.0	4127	333.84	12.4
CHEV	SEDAN	2010	SHE261	2G1WB5EK6A1100260	3570			26793.09	GAS	22555	1157.4	19.5	6116	321.1	19.0
CHEV	SEDAN	2010	SHE306	2G1WA5EK3A1245386	4547			0	GAS	16826	81548.33	0.2	4676	296.67	15.8
CHEV	SEDAN	2010	SHE307	2G1WA5EK7A1245651	4547			0	GAS	4486	305.75	14.7	985	79.47	12.4
CHEV	SEDAN	2010	SHE308	2G1WA5EK1A1245824	4547			0	GAS	4748	307.69	15.4	1783	131.34	13.6
CHEV	SEDAN	2010	SHE309	2G1WA5EK2A1246352	4547			0	GAS	3079	150.74	20.4	1352	70.48	19.2
CHEV	SEDAN	2010	SHE310	2G1WA5EK1A1246374	4547			0	GAS	0	0	0.0	0	0	0.0
CHEV	SEDAN	2010	SHE311	2G1WA5EK9A1245828	4547			0	GAS	7315	369.76	19.8	2182	50.68	43.1
CHEV	SEDAN	2010	SHE312	2G1WA5EK1A1246259	4547			0	GAS	14572	756.96	19.3	3580	198.79	18.0
CHEV	SEDAN	2010	SHE313	2G1WA5EK8A1247618	4547			0	GAS	7290	427.66	17.0	4114	248.31	16.6
CHEV	SEDAN	2010	SHE314	2G1WA5EK9A1247255	4547			0	GAS	3800	156.46	24.3	1978	75.63	26.2
CHEV	SEDAN	2010	SHE315	2G1WA5EK0A1247337	4547			0	GAS	13874	717.9	19.3	6422	330.38	19.4
CHEV	SEDAN	2010	SHE316	2G1WA5EK4A1247471	4547			0	GAS	3358	97.89	34.3	1212	39.22	30.9
CHEV	SEDAN	2010	SHE317	2G1WA5EK3A1247235	4547			0	GAS	502	40.96	12.3	0	0	0.0
CHEV	SEDAN	2010	SHE318	2G1WA5EK7A1247254	4547			0	GAS	2212	53.01	41.7	1244	28.48	43.7
CHEV	SEDAN	2010	SHE319	2G1WA5EK2A1248425	4547			0	GAS	4073	158.62	25.7	2054	93.29	22.0

Department of Education
Vehicle Fuel Report

Make	Model	Year	License Plate #	VIN	GVWR	EPA Hwy Fuel Econ	EPA City Fuel Econ	Acq. Cost	Fuel Type	In-Use Mileage	In-Use Fuel Consum.	In-use Avg Fuel Econ	Annual Mileage	Annual Fuel Consum	Annual Avg Fuel Econ
Fuel Type:	**GAS**														
CHEV	SEDAN	2010	SHE320	2G1WA5EK1A1248240	4547			0	GAS	2831	142.29	19.9	1269	71.94	17.6
CHEV	SEDAN	2010	SHE321	2G1WA5EKXA1248348	4547			0	GAS	3844	239.33	16.1	1539	103.18	14.9
CHEV	SEDAN	2010	SHE322	2G1WA5EK1A1247945	4547			0	GAS	4688	240.37	19.5	1064	65.63	16.2
CHEV	XXXX	2010	SHE323	2G1WA5EK7A1248727	4547			0	GAS	1668	108.54	15.4	1200	64.98	18.5
CHEV	SEDAN	2010	SHE324	2G1WA5EK1A1248688	4547			0	GAS	4667	223.64	20.9	2284	143.88	15.9
CHEV	SEDAN	2010	SHE325	2G1WA5EK4A1246806	4547			0	GAS	7876	414.23	19.0	7625	414.23	18.4
CHEV	SEDAN	2010	SHE326	2G1WA5EK4A1247499	4547			0	GAS	2053	138.58	14.8	1275	91.19	14.0
CHEV	SEDAN	2010	SHE327	2G1WA5EK2A1247937	4547			0	GAS	13142	677.98	19.4	5657	304.2	18.6
CHEV	SEDAN	2010	SHE328	2G1WA5EK1A1249422	4547			0	GAS	11952	609.46	19.6	6126	326.12	18.8
CHEV	SEDAN	2010	SHE329	2G1WA5EK4A1249530	4547			0	GAS	2556	166.36	15.4	771	70.02	11.0
CHEV	SEDAN	2010	SHE330	2G1WA5EK4A1247924	4547			0	GAS	7810	490.63	15.9	3569	273.91	13.0
CHEV	SEDAN	2010	SHE331	2G1WA5EKXA1248477	4547			0	GAS	1477	59.2	24.9	0	0	0.0
CHEV	SEDAN	2010	SHE332	2G1WA5EK5A1248922	4547			0	GAS	4025	223.7	18.0	1199	61.6	19.5
CHEV	SEDAN	2010	SHE333	2G1WA5EK4A1248815	4547			0	GAS	989	55.2	17.9	989	55.2	17.9
CHEV	SEDAN	2010	SHE334	2G1WA5EK2A1248716	4547			0	GAS	4120	237.81	17.3	4120	237.81	17.3
CHEV	SEDAN	2010	SHE335	2G1WA5EK3A1248899	4547			0	GAS	0	0	0.0	0	0	0.0
CHEV	SEDAN	2010	SHE336	2G1WA5EK5A1247804	4547			0	GAS	3295	192.4	17.1	3158	180.77	17.5
CHEV	SEDAN	2010	SHE337	2G1WA5EK1A1249128	4547			0	GAS	8281	366.29	22.6	3606	155.2	23.2
CHEV	SEDAN	2010	SHE340	2G1WA5EKXA1249192	4547			0	GAS	102	10.1	10.1	102	10.1	10.1
CHEV	SEDAN	2010	SHE341	2G1WA5EK8A1248512	4547			0	GAS	6468	353.32	18.3	3543	177.89	19.9
CHEV	SEDAN	2010	SHE342	2G1WA5EK7A1249165	4547			0	GAS	6978	373.94	18.7	2750	120.52	22.8
CHEV	SEDAN	2010	SHE343	2G1WA5EK5A1249570	4547			0	GAS	8069	470.42	17.2	2448	169.44	14.4
HONDA	SEDAN	2011	SHE498	1HGCP2F30BA060509	4299			23936.31	GAS	5507	284.35	19.4	3103	154.49	20.1
CHEV	SILVERADO	2003	SHE664	1GBGC24U63Z324394	8600			8500	GAS	7371	608.5	12.1	4417	380.8	11.6
CHEV	SILVERADO	2003	SHE665	1GBHC24UX3E330629	8600			8500	GAS	2783	265.07	10.5	2783	265.07	10.5
CHEV	SILVERADO	2003	SHE666	1GBGC24U43Z322305	8600			8500	GAS	6004	469.17	12.8	3772	269.59	14.0
CHEV	SILVERADO	2003	SHE667	1GBHC24U23E330026	9200			8500	GAS	9521	893.7	10.7	4971	483.6	10.3
CHEV	SILVERADO	2003	SHE668	1GBGC24U83Z323845	8600			8500	GAS	6391	597.48	10.7	3484	339.85	10.3
CHEV	PICKUP	2002	SHE677	1GBHK24UX2E290456	9200			9700	GAS	6428	536.25	12.0	5001	397.34	12.6
FORD	VAN	2002	SHE688	1FCKE39L12HB00069	5920			6400	GAS	688	145.3	4.7	688	145.3	4.7
FORD	VAN	2003	SHE689	1FCKE39L13HB57910	6920			7900	GAS	98	23.25	4.2	98	23.25	4.2

Department of Education
Vehicle Fuel Report

Make	Model	Year	License Plate #	VIN	GVWR	EPA Hwy Fuel Econ	EPA City Fuel Econ	Acq. Cost	Fuel Type	In-Use Mileage	In-Use Fuel Consum.	In-use Avg Fuel Econ	Annual Mileage	Annual Fuel Consum	Annual Avg Fuel Econ
Fuel Type:	**GAS**														
FORD	VAN	2002	SHE691	1FCJE39L62HB06316	6100			6800	GAS	239	56.8	4.2	239	56.8	4.2
FORD	VAN	1997	SHE778	1FTJE34L7VHC12561	9500			0	GAS	31033	2744.94	11.3	5113	432.46	11.8
DODGE	STRATUS	2004	SHE779	1B3EL36T44N341346	4179			5750	GAS	665	38.5	17.3	665	38.5	17.3
HONDA	XXXX	2012	SHE780	1HGCP2F39CA142692	3280			24165.47	GAS	7418	250.27	29.6	6896	250.27	27.6
CHEV	SILVERADO	2004	SHE999	1GBHC24U54E387421	9200			7700	GAS	0	0	0.0	0	0	0.0
CHEV	SILVERADO	2004	SHF001	1GBHC24U44E386678	9200			7250	GAS	206	19.99	10.3	206	19.99	10.3
CHEV	SILVERADO	2004	SHF026	1GBHC24U84E388756	9200			7500	GAS	0	0	0.0	0	0	0.0
Fuel Type:	**LPG**														
FORD	PICKUP	1998	SHA897	1FTRF27Z9WKB88228	6930			0	LPG	4879	390.2	12.5	0	0	0.0
Fuel Type:	**XXXX**														
CHEV	S-10	2000	SHC876	1GDDS1455Y8298268	XXXX			5000	XXXX	15428	924.3	16.7	1000	40.6	24.6
DODGE	SEDAN	2004	SHC879	1B3EL36T54N137266	XXXX			0	XXXX	0	0	0.0	0	0	0.0
CHRY	SEDAN	2007	SHC915	1C3LC46R17N676511	XXXX			0	XXXX	12638	525.59	24.0	2259	43.87	51.5
CHRY	SEDAN	2007	SHC916	1C3LC46R17N676508	XXXX			0	XXXX	18693	915.1	20.4	1592	97.04	16.4
CHRY	SEDAN	2007	SHC917	1C3LC46R37N676512	XXXX			0	XXXX	14068	594.17	23.7	1563	45.8	34.1
CHRY	SEDAN	2007	SHC918	1C3LC46R37N676509	XXXX			0	XXXX	5461	285.35	19.1	2262	119.11	19.0
CHRY	SEDAN	2007	SHC919	1C3LC46R77N676514	XXXX			0	XXXX	20498	933.73	22.0	3590	185.33	19.4
CHRY	SEDAN	2007	SHC920	1C3LC46RX7N676510	XXXX			0	XXXX	658	23.93	27.5	0	0	0.0
CHRY	SEDAN	2007	SHC921	1C3LC46R57N676513	XXXX			0	XXXX	46276	2038.01	22.7	9789	458.07	21.4
CHEV	SEDAN	2008	SHC957	2G1WB58K089177391	XXXX			0	XXXX	13586	708.08	19.2	1134	53.08	21.4
CHEV	SEDAN	2008	SHC958	2G1WB58K489172498	XXXX			0	XXXX	20674	1180.21	17.5	4248	228.61	18.6
FORD	PICKUP	2008	SHD138	1FTSF20R48EC60403	XXXX			0	XXXX	1257.8	89.5	14.1	339	32	10.6
FORD	PICKUP	2008	SHD139	1FTSF20R08EC60401	XXXX			0	XXXX	17352	1753.27	9.9	4023	325.46	12.4
FORD	PICKUP	2008	SHD160	1FTSF20R28EC60402	XXXX			0	XXXX	16553	1719.78	9.6	3548	283.35	12.5
FORD	BOOM	2008	SHD163	1FDXF46R98EA09249	12460			89400	XXXX	14236	1933.67	7.4	2278	264.49	8.6
CHEV	VAN	2000	SHD165	1GCHG35R5Y1270788	XXXX			0	XXXX	25977	2225.24	11.7	3159	249.24	12.7
DODGE	STKE	1999	SHD307	3B6MC3653XM579249	7100			0	XXXX	12617	1694.62	7.4	2651	265.14	10.0
DODGE	SEDAN	2004	SHD352	1B3EL36T24N341619	XXXX			7200	XXXX	18641	963.29	19.4	2765	146.2	18.9
DODGE	STRATUS	2004	SHD353	1B3EL36T94N341973	XXXX			7200	XXXX	13448	605	22.2	1304	49.5	26.3
DODGE	STKE	2002	SHD433	3B6MC36552M303678	7520			0	XXXX	25647	2744.03	9.3	3375	348.68	9.7
CHEV	VAN	1999	SHD435	1GCGG25R8Y1118767	XXXX			6000	XXXX	35681	3227.84	11.1	5523	451.77	12.2

Department of Education
Vehicle Fuel Report

Make	Model	Year	License Plate #	VIN	GVWR	EPA Hwy Fuel Econ	EPA City Fuel Econ	Acq. Cost	Fuel Type	In-Use Mileage	In-Use Fuel Consum.	In-use Avg Fuel Econ	Annual Mileage	Annual Fuel Consum	Annual Avg Fuel Econ
Fuel Type:	**XXXX**														
CHEV	S-10	2001	SHD518	1GCC5145918211302	XXXX			0	XXXX	23097	1329.73	17.4	4777	239.31	20.0
DODGE	PICKUP	2001	SHD519	3B6KC26231M271011	XXXX			0	XXXX	18196	1564.58	11.6	2996	221	13.6
DODGE	UTILITY	2001	SHD520	3B6KC26291M271014	8800			0	XXXX	19737	2527.44	7.8	4174	319.92	13.0
CHEV	S-10	2001	SHD522	1GCC5145218206863	6000			0	XXXX	33325	1916.27	17.4	5448	292.76	18.6
CHEV	S-10	2001	SHD523	1GCCS145518206114	6000			0	XXXX	35118	1698.07	20.7	6993	339.51	20.6
DODGE	XXXX	2001	SHD524	3B6KC26Z6M271018	XXXX			0	XXXX	17283	1727.68	10.0	3471	295.3	11.8
CHEV	S-10	2000	SHD580	1GCCS1458Y8299537	XXXX			0	XXXX	911	43.8	20.8	279	25	11.2
DODGE	UTILITY	2001	SHD581	3B6KC26271M583901	XXXX			0	XXXX	35023	3645.29	9.6	5253	602.09	8.7
DODGE	UTILITY	2001	SHD634	3B6KC26Z61M558603	XXXX			0	XXXX	19242	1902.19	10.1	2672	299.86	8.9
DODGE	UTILITY	2001	SHD639	3B6KC26Z0117271D01	XXXX			0	XXXX	40771	4030.8	10.1	6470	619.4	10.4
CHEV	SEDAN	2009	SHD669	1G1ZG57B79F130397	XXXX			0	XXXX	1101	50.48	21.8	1101	50.48	21.8
CHEV	SEDAN	2009	SHD670	1G1ZG57B89F132787	XXXX			0	XXXX	4068	147.33	27.6	0	0	0.0
CHEV	SEDAN	2009	SHD671	1G1Z57B79F131081	XXXX			0	XXXX	21359	924.88	23.1	2366	125.7	18.8
CHEV	SEDAN	2009	SHD672	1G1ZG57B59F131550	XXXX			0	XXXX	14607	669.19	21.8	2258	148.41	15.2
CHEV	SEDAN	2009	SHD673	1G1ZG57B29F129674	XXXX			0	XXXX	16282	590.27	27.6	0	0	0.0
CHEV	SEDAN	2009	SHD674	1G1ZG57B69F128012	XXXX			0	XXXX	21823	1162.58	18.8	11963	662.15	18.1
CHEV	SEDAN	2009	SHD675	1G1ZG57B19F30170	XXXX			0	XXXX	16312	835.33	19.5	4322	210.68	20.5
CHEV	PICKUP	2009	SHD702	1GCHC44609E108084	XXXX			33172	XXXX	8639	567.3	15.2	3432	188.65	18.2
CHEV	PICKUP	2009	SHD703	1GCHC44639E108757	XXXX			33172	XXXX	4069	262.61	15.5	0	0	0.0
CHEV	PICKUP	2009	SHD704	1GCHC44649E109903	XXXX			0	XXXX	13089	842.35	15.5	2592	173.1	15.0
CHEV	PICKUP	2009	SHD705	1GCHC44649E109397	XXXX			33172	XXXX	28648	2197.06	13.0	3297	248.35	13.3
CHEV	PICKUP	2008	SHD706	1GCHC44689E107961	6100			0	XXXX	19576	1499.55	13.1	4451	350.52	12.7
CHEV	TAHOE	2003	SHD715	1GNEK13V23J271404	5300			0	XXXX	24807	1936.8	12.8	2677	234.7	11.4
DODGE	STKE	2001	SHD740	3B6MC365X1M561192	7480			0	XXXX	11039	1128.42	9.8	2636	204.43	12.9
FORD	UTILITY	2009	SHD792	1FDSF30R29EA00830	10000			0	XXXX	30213	2169.05	13.9	6138	374.07	16.4
CHEV	XXXX	1990	SHD796	1GCGP32K1L3303768	6380			0	XXXX	3554	302.97	11.7	1713	168.69	10.2
FORD	FLATBED	2008	SHD804	1FDWF36R58EE58062	XXXX			41632.96	XXXX	9666	955.65	10.1	1202	117.01	10.3
FORD	FLATBED	2008	SHD805	1FDWF36R78EE58063	XXXX			41632.96	XXXX	8024	816.1	9.8	1988	144.5	13.8
FORD	F-350	2008	SHD806	1FDWF36R08EE56154	XXXX			14632.96	XXXX	18092	1576.74	11.5	5075	469.7	10.8
FORD	VAN	1999	SHD945	1FCJE39L6XHC01207	XXXX			0	XXXX	8272	647.48	12.8	2800	236.33	11.8
FORD	VAN	2001	SHD946	1FCJE39L91HB28079	XXXX			0	XXXX	8200	909.52	9.0	1949	239.64	8.1

Department of Education
Vehicle Fuel Report

Make	Model	Year	License Plate #	VIN	GVWR	EPA Hwy Fuel Econ	EPA City Fuel Econ	Acq. Cost	Fuel Type	In-Use Mileage	In-Use Fuel Consum.	In-use Avg Fuel Econ	Annual Mileage	Annual Fuel Consum	Annual Avg Fuel Econ
Fuel Type:	**XXXX**														
PTRB	XXXX	2009	SHE132	2NPLHM6X89M787192	XXXX			0	XXXX	43196	5793.26	7.5	12470	1731.98	7.2
CHEV	SEDAN	2010	SHE339	2G1WA5EK0A1249265	4547			0	XXXX	1685	86.33	19.5	1685	86.33	19.5
CHEV	VAN	2000	SHE482	1GCHG35RXY1269278	8800			0	XXXX	25164	2291.28	11.0	4077	428.35	9.5

AIRPORTS AUTO DATA

Range: 7/1/2012 to 6/30/2013
All Departments
All Islands
Report Date: 9/19/2013

Location (Island)	Sub Unit	Vehicle Type	Year	Make Model-Vin	License Plate	GVWR	Vehicle Acquisition Cost	Vehicle Acquisition Date	Fuel Config	Fuel Usage	EPA Rated MPG	Vehicle Mileage	Fuel Consumption	Average Vehicle MPG
HNL BSYD	2010	SEDANS - GENERAL	2006	DODGE STRATUS (183EL46T16N11280)	SHB992		$18825.92			ETHANOL 10%		724	43.7	16.6
HNL BSYD	2020	VANS - LIGHT DUTY	1998	FORD TAURUS (1FAFP52U1WG196328)	SH8906		$0.00			ETHANOL 10%		1403	88	15.9
HNL BSYD	2040	TRUCKS <8.5K GVW	1991	CHEVROLET S10 (1GCCS14Z3M8192740)	SH4884		$0.00			ETHANOL 10%		1680	126.8	13.2
HNL BSYD	2040	VANS - LIGHT DUTY	1997	CHEVROLET ASTRO VAN (1GNDM19WXVB139106)	SH8477		$0.00			ETHANOL 10%		389	49	7.9
HNL BSYD	2040	TRUCKS <8.5K GVW	2000	CHEVROLET S10 (1GCCS1453Y8302771)	SHC871		$0.00			ETHANOL 10%				INSUFF DATA
HNL BSYD	2040	TRUCKS <8.5K GVW	2000	CHEVROLET S10 (1GCCS1450Y8276534)	SHC903		$0.00			ETHANOL 10%				INSUFF DATA
HNL BSYD	2040	VANS - LIGHT DUTY	2003	DODGE CARAVAN (1D4GP253138101035)	SHA630		$0.00			ETHANOL 10%				INSUFF DATA
HNL BSYD	2040	SUV 4X4	2008	DODGE DURANGO (1D8HD38N78F118291)	SHD293		$0.00			ETHANOL 10%		869	128.5	6.8
HNL BSYD	2040	TRUCKS 8.5K-10K GVW	2008	DODGE RAM 1500 (1D3HA18N08J174251)	SHD324		$0.00			ETHANOL 10%		625	61.7	10.1
HNL BSYD	2040	VANS - LIGHT DUTY	1998	FORD WINDSTAR (2FMDA51U8WBB57680)	SH8774		$0.00			ETHANOL 10%		951	66.2	14.4
HNL BSYD	2040	VANS - LIGHT DUTY	1998	FORD WINDSTAR (2FMDA51UXWBB57681)	SH8776		$0.00			ETHANOL 10%		1519	98.9	15.4
HNL BSYD	2057	SUV 4X4	2004	FORD EXPEDITION (1FMPU16L24YL73437)	SHD176		$0.00			ETHANOL 10%		1062	98.8	10.7
HNL BSYD	2058	SEDANS - GENERAL	1998	HYUNDAI ELANTRA (KMHJW24M3WU109447)	SH8926		$0.00			ETHANOL 10%		497	32.5	15.3

Location (Island)	Sub Unit	Vehicle Type	Year	Make Model-Vin	License Plate	GVWR	Vehicle Acquisition Cost	Vehicle Acquisition Date	Fuel Config	Fuel Usage	EPA Rated MPG	Vehicle Mileage	Fuel Consumption	Average Vehicle MPG
HNL BSYD	2058	SEDANS - GENERAL	1993	CHEVROLET CAVALIER (1G1JC8449N7323946)	SH4817		$11310.90			ETHANOL 10%		1283	80.5	15.9
HNL BSYD	2060	SEDANS - GENERAL	2004	DODGE STRATUS (1B3EL36T94N341620)	SHD414		$0.00			ETHANOL 10%		1278	83.9	15.2
HNL BSYD	2060	SEDANS - GENERAL	2004	DODGE STRATUS (1B3EL36TX4N341626)	SHD416		$0.00			ETHANOL 10%		1497	84.6	17.7
HNL BSYD	2105	SUV 4X4	2004	FORD EXPLORER (1FMZU73KX4ZA61905)	SHC565		$0.00			ETHANOL 10%		5251	521.5	10.1
HNL BSYD	2105	TRUCKS <8.5K GVW	2007	FORD F150 (1FTPW14V07KC95012)	SHC906		$0.00			ETHANOL 10%		16246	1298.2	12.5
HNL BSYD	2105	TRUCKS <8.5K GVW	2009	DODGE DAKOTA (1D3HW38P39S725234)	SHD925		$0.00			ETHANOL 10%		19609	1715.4	11.4
HNL BSYD	2183	SUV 4X4	2002	CHEVROLET BLAZER (1GNDT13W22K202531)	SHE148		$0.00			ETHANOL 10%		347	42.6	8.1
HNL BSYD	2183	SUV 4X4	2000	FORD EXPLORER (1FMZU71X3YZC23782)	SHD650		$0.00			ETHANOL 10%		520	56.8	9.2
HNL BSYD	2183	SUV 4X4	2005	JEEP LIBERTY (1J4GL48K65W637878)	SHE146		$0.00			ETHANOL 10%		602	69.3	8.7
HNL BSYD	2183	VANS - LIGHT DUTY	2002	CHEVROLET ASTRO VAN (1GCDM19XX2B150662)	SHA500		$0.00			ETHANOL 10%		12016	976.4	12.3
HNL BSYD	2183	SUV 4X4	2002	CHEVROLET BLAZER (1GNDT13W02K191433)	SHD926		$0.00			ETHANOL 10%		1371	137.5	10.0
HNL BSYD	2185	TRUCKS 8.5K-10K GVW	1991	CHEVROLET C2500 (1GBGC24K9ME119952)	SH4887		$0.00			ETHANOL 10%		4071	489.6	8.3
HNL BSYD	2185	TRUCKS <8.5K GVW	1990	CHEVROLET C1500 (1GCDC14H3LZ226824)	SH4888		$0.00			ETHANOL 10%		3574	569.9	6.3
HNL BSYD	2185	TRUCKS <8.5K GVW	1989	CHEVROLET C1500 (1GCDC14ZXKZ232708)	SH8055		$0.00			ETHANOL 10%		2392	227.7	10.5
HNL BSYD	2185	UTILITY AERIALS	1998	CHEVROLET G-3500 AERIAL L (1GCHG39R2W0101387)	SH8905		$0.00			ETHANOL 10%				Insuff data
HNL BSYD	2185	TRUCKS <8.5K GVW	2000	CHEVROLET S10 (1GCCS14W2YK192338)	SH9600		$0.00			ETHANOL 10%		1684	182.9	9.2

Location (Island)	Sub Unit	Vehicle Type	Year	Make Model-Vin	License Plate	GVWR	Vehicle Acquisition Cost	Vehicle Acquisition Date	Fuel Config	Fuel Usage	EPA Rated MPG	Vehicle Mileage	Fuel Consumption	Average Vehicle MPG
HNL BSYD	2185	TRUCKS 8.5K-10K GVW	2000	CHEVROLET C3500 (1GBGC33R4YF481787)	SH9701		$0.00			ETHANOL 10%		2936	448.8	6.5
HNL BSYD	2185	TRUCKS <8.5K GVW	2007	CHEVROLET SILVERADO (1GCEC14Z37Z166577)	SHC711		$0.00			ETHANOL 10%		3480	306.1	11.4
HNL BSYD	2185	TRUCKS 8.5K-10K GVW	2007	CHEVROLET SILVERADO 2500 (1GCHC23U57F124339)	SHC712		$0.00			ETHANOL 10%		5448	763	7.1
HNL BSYD	2185	SUV 4X4	2002	CHEVROLET TAHOE K1500 (1GNEK13Z42J314531)	SHC872		$0.00			ETHANOL 10%		1969	170.6	11.5
HNL BSYD	2185	TRUCKS 8.5K-10K GVW	2000	CHEVROLET C3500 (1GCGC33R0YF490403)	SHC874		$0.00			ETHANOL 10%		2293	303	7.6
HNL BSYD	2185	TRUCKS <8.5K GVW	2000	CHEVROLET S10 (1GCCS1459Y8257741)	SHD647		$0.00			ETHANOL 10%		2911	238.3	12.2
HNL BSYD	2185	TRUCKS <8.5K GVW	2005	DODGE RAM 1500 (1D7HA16P55J556399)	SHB623		$0.00			ETHANOL 10%		2530	394.5	6.4
HNL BSYD	2185	SUV 2X4	2006	DODGE DURANGO (1D4HB38P46F178177)	SHC236		$0.00			ETHANOL 10%		1658	204.7	8.1
HNL BSYD	2185	SUV 2X4	2006	DODGE DURANGO (1D4HB38P66F178178)	SHC237		$0.00			ETHANOL 10%		3590	333.8	10.8
HNL BSYD	2185	TRUCKS 8.5K-10K GVW	1999	DODGE RAM 2500 (3B6KC26Z3XM580700)	SHC419		$0.00			ETHANOL 10%		2578	283	9.1
HNL BSYD	2185	TRUCKS 8.5K-10K GVW	2006	DODGE RAM 1500 (1D7HA16P96J171039)	SHC531		$0.00			ETHANOL 10%		3018	415.2	7.3
HNL BSYD	2185	SUV 4X4	2007	DODGE DURANGO (1D8HB38P07F512611)	SHC676		$0.00			ETHANOL 10%		1619	181.3	8.9
HNL BSYD	2185	SUV 4X4	2008	DODGE DURANGO (1D8HD38N98F118292)	SHD323		$0.00			ETHANOL 10%		1309	114.3	11.5
HNL BSYD	2185	TRUCKS 10K-16K GVW	2008	DODGE RAM 3500 (3D6WG36A18G131429)	SHD440		$0.00			DIESEL		2818	307.3	9.2
HNL BSYD	2185	TRUCKS 10K-16K GVW	2008	DODGE RAM 3500 (3D6WG36AX8G131428)	SHD441		$0.00			DIESEL				Insuff data
HNL BSYD	2185	TRUCKS 10K-16K GVW	2009	DODGE RAM 3500 (3D6WH38LX9G514167)	SHD994		$71989.50			DIESEL		10301	1184.8	8.7

Location (Island)	Sub Unit	Vehicle Type	Year	Make Model-Vin	License Plate	GVWR	Vehicle Acquisition Cost	Vehicle Acquisition Date	Fuel Config	Fuel Usage	EPA Rated MPG	Vehicle Mileage	Fuel Consumption	Average Vehicle MPG
HNL BSYD	2185	TRUCKS 10K-16K GVW	2009	DODGE RAM 3500 (3D6WH38L19G514168)	SHD995		$71989.50			DIESEL		8643	1014.5	8.5
HNL BSYD	2185	TRUCKS 26K-33K GVW	1991	FORD F600 (1FDWK64PTMVAO1441)	SH4454		$0.00			DIESEL				Insuff data
HNL BSYD	2185	VANS - PASSENGER	1997	FORD ECONOLINE AERIAL (1FTJE34LOVHA28854)	SH8491		$0.00			ETHANOL 10%				Insuff data
HNL BSYD	2185	TRUCKS <8.5K GVW	2002	FORD RANGER (1FTYR14V02PB36000)	SHA473		$0.00			ETHANOL 10%		2607	250.9	10.4
HNL BSYD	2185	SUV 4X4	2003	FORD EXPLORER (1FMZU72K93ZA12274)	SHA710		$0.00			ETHANOL 10%		2541	190.3	13.4
HNL BSYD	2185	SUV 4X4	2005	FORD EXPLORER (1FMZU72K75UA28828)	SHB592		$0.00			ETHANOL 10%		4635	505.1	9.2
HNL BSYD	2185	TRUCKS <8.5K GVW	1998	Ford F250 (1FTRF27Z8XKC12553)	SHC304		$0.00			ETHANOL 10%		1200	172.7	6.9
HNL BSYD	2185	TRUCKS <8.5K GVW	1998	FORD F250 (1FTRF27Z6WKB88218)	SHC306		$0.00			ETHANOL 10%		882	111	7.9
HNL BSYD	2185	TRUCKS <8.5K GVW	1998	FORD F250 (1FTRF27Z2WKB88216)	SHC307		$0.00			ETHANOL 10%		2073	305.4	6.8
HNL BSYD	2185	TRUCKS 8.5K-10K GVW	2006	FORD F350 (1FDWW36PX6EB89214)	SHC316		$0.00			DIESEL		5218	611	8.5
HNL BSYD	2185	TRUCKS <8.5K GVW	1998	FORD F250 (1FTRF27Z1WKB88224)	SHC340		$0.00			ETHANOL 10%				insuff data
HNL BSYD	2185	TRUCKS 8.5K-10K GVW	1999	FORD F350 (1FTSW30L7XEB29918)	SHC421		$0.00			ETHANOL 10%		4608	961	4.8
HNL BSYD	2185	TRUCKS <8.5K GVW	1999	FORD RANGER (1FTYR10VXXPB58633)	SHC594		$0.00			ETHANOL 10%		2127	164.9	12.9
HNL BSYD	2185	VANS - CARGO	1999	FORD ECONOLINE HI-CUBE (1FCJE39LXXHC01209)	SHC902		$0.00			ETHANOL 10%		415	151.7	2.7
HNL BSYD	2185	TRUCKS <8.5K GVW	2007	FORD F150 (1FTPX12V07KC98170)	SHC904		$0.00			ETHANOL 10%		2482	231.7	10.7
HNL BSYD	2185	TRUCKS <8.5K GVW	2007	FORD F150 (1FTPX12V27KC98171)	SHC905		$0.00			ETHANOL 10%		2567	320.6	8.0

Location (Island)	Sub Unit	Vehicle Type	Year	Make Model-Vin	License Plate	GVWR	Vehicle Acquisition Cost	Vehicle Acquisition Date	Fuel Config	Fuel Usage	EPA Rated MPG	Vehicle Mileage	Fuel Consumption	Average Vehicle MPG
HNL BSYD	2185	TRUCKS 10K-16K GVW	2008	FORD F450 (1FDXW46R68EB77558)	SHC949		$0.00			DIESEL		3126	509.4	6.1
HNL BSYD	2185	TRUCKS 10K-16K GVW	2008	FORD F350 (1FDWW36Y68EC19174)	SHD242		$0.00			ETHANOL 10%		3871	650.1	6.0
HNL BSYD	2185	TRUCKS 10K-16K GVW	2008	FORD F350 (1FDWW36Y68EC19175)	SHD243		$0.00			ETHANOL 10%		7753	1049.1	7.4
HNL BSYD	2185	TRUCKS 10K-16K GVW	2008	FORD F350 (1FDWW36Y68EC19176)	SHD244		$0.00			ETHANOL 10%		5150	647.4	8.0
HNL BSYD	2185	TRUCKS 10K-16K GVW	2008	FORD F350 (1FDWW36Y68EC19177)	SHD245		$0.00			ETHANOL 10%		3166	493.3	6.4
HNL BSYD	2185	SEDANS - GENERAL	2005	FORD TAURUS (1FAFP53205A114037)	SHD417		$0.00			ETHANOL 10%		1564	680.55	2.3
HNL BSYD	2185	TRUCKS 8.5K-10K GVW	2008	FORD F250 (1FTSW20Y48EC19180)	SHD442		$0.00			ETHANOL 10%		3245	910.6	3.6
HNL BSYD	2185	TRUCKS 8.5K-10K GVW	2008	FORD F250 (1FTSW20Y88EC19179)	SHD443		$0.00			ETHANOL 10%		4113	1140.9	3.6
HNL BSYD	2185	TRUCKS 8.5K-10K GVW	2008	FORD F250 (1FTSW20Y68EC19178)	SHD444		$0.00			ETHANOL 10%		2551	460.5	5.5
HNL BSYD	2185	TRUCKS 8.5K-10K GVW	2008	FORD F250 (1FTSX20558EB73099)	SHD445		$0.00			ETHANOL 10%		1089	797.24	1.4
HNL BSYD	2185	TRUCKS 8.5K-10K GVW	2008	FORD F250 (1FDNF20588EE16447)	SHD644		$0.00			ETHANOL 10%		2338	343.5	6.8
HNL BSYD	2185	VANS - PASSENGER	2001	FORD ECONOLINE (1FCJE39L61HB28072)	SHD651		$0.00			ETHANOL 10%				Insuff data
HNL BSYD	2185	TRUCKS 8.5K-10K GVW	2008	FORD F250 (1FTSW20Y68EE58990)	SHD838		$0.00			ETHANOL 10%		3934	609.6	6.5
HNL BSYD	2185	TRUCKS 8.5K-10K GVW	2008	FORD F250 (1FDSW20528EE55716)	SHD839		$0.00			ETHANOL 10%		5800	1039.1	5.6
HNL BSYD	2185	TRUCKS 10K-16K GVW	2008	FORD F450 (1FDXX46R28EE41890)	SHD866		$0.00			DIESEL				Insuff data
HNL BSYD	2185	TRUCKS 10K-16K GVW	2009	FORD F450 (1FDAF7Y69EA03227)	SHE150		$0.00			ETHANOL 10%				Insuff data

Location (Island)	Sub Unit	Vehicle Type	Year	Make Model-Vin	License Plate	GVWR	Vehicle Acquisition Cost	Vehicle Acquisition Date	Fuel Config	Fuel Usage	EPA Rated MPG	Vehicle Mileage	Fuel Consumption	Average Vehicle MPG
HNL BSYD	2185	TRUCKS 26K-33K GVW	2009	FREIGHTLINER M2 112 MEDIUM D (1FVMC5CV09HAF9290)	SHD811		$0.00			DIESEL		508	185	2.7
HNL BSYD	2185	TRUCKS <8.5K GVW	1992	GMC SIERRA C1500 (1GTDC14Z7NZ537684)	SH4893		$0.00			ETHANOL 10%		1181	521.3	2.3
HNL BSYD	2185	TRUCKS 8.5K-10K GVW	1993	GMC SIERRA K2500 (1GDGK29K3PE556773)	SH6324		$0.00			ETHANOL 10%		1666	268.3	6.2
HNL BSYD	2185	TRUCKS 8.5K-10K GVW	2000	GMC SONOMA (1GTCS14WTY8123335)	SH7712		$0.00			ETHANOL 10%		5766	428	13.5
HNL BSYD	2185	TRUCKS 26K-33K GVW	1997	GMC C7H042 (1GDM7H1J2VJ502749)	SH8571		$0.00			DIESEL		102	91.3	1.1
HNL BSYD	2185	TRUCKS 8.5K-10K GVW	1999	GMC SIERRA C1500 (1GTEC14T3XE509651)	SH9187		$0.00			ETHANOL 10%				Insuff data
HNL BSYD	2185	TRUCKS 8.5K-10K GVW	2000	GMC SIERRA C3500 (1GBLC34F2UF469586)	SH9679		$0.00			DIESEL		1102	149.7	7.4
HNL BSYD	2185	TRUCKS 26K-33K GVW	2005	GMC T-SERIES F7B042 (1GDM7F1305F516772)	SHC165		$0.00			DIESEL				Insuff data
HNL BSYD	2185	TRUCKS 26K-33K GVW	2008	INTERNATIONAL 7600 (1HTWYAHT78J642411)	SHD295		$0.00			DIESEL		5183	1112	4.7
HNL BSYD	2185	TRUCKS 26K-33K GVW	2008	INTERNATIONAL 5900I (1HSXRAPT08J663219)	SHD325		$0.00			DIESEL		639	233.9	2.7
HNL BSYD	2185	TRUCKS 26K-33K GVW	1989	KENWORTH W900 (1NKWL59X0KS525225)	SH4437		$0.00			DIESEL		488	164.3	3.0
HNL BSYD	2185	SUV 2X4	2007	SATURN VUE (5GZCZ53417S824102)	SHC662		$0.00			ETHANOL 10%		1955	147.2	13.3
HNL BSYD	2185	TRUCKS <8.5K GVW	1990	CHEVROLET C1500 (2GCEC19Z1L1239179)	SH4885		$0.00			ETHANOL 10%		2146	189.4	11.3
HNL BSYD	2185	TRUCKS <8.5K GVW	1992	CHEVROLET C1500 (1GCDC14ZXNZ203178)	SH4894		$0.00			ETHANOL 10%		1186	545.18	2.2
HNL BSYD	2185	TRUCKS <8.5K GVW	1988	CHEVROLET C1500 (1GCDC14ZOJZ244915)	SH7371		$0.00			ETHANOL 10%		233	88.2	2.6
HNL BSYD	2185	TRUCKS 8.5K-10K GVW	1995	CHEVROLET C2500 (1GCFC24K4SZ112338)	SH7988		$19199.00			ETHANOL 10%		2334	274.6	8.5

Location (Island)	Sub Unit	Vehicle Type	Year	Make Model-Vin	License Plate	GVWR	Vehicle Acquisition Cost	Vehicle Acquisition Date	Fuel Config	Fuel Usage	EPA Rated MPG	Vehicle Mileage	Fuel Consumption	Average Vehicle MPG
HNL BSYD	2185	TRUCKS 8.5K-10K GVW	1995	FORD F250 (1FTHX26H2SKC15 782)	SH8195		$0.00			ETHANOL 10%		948	607.2	1.6
HNL BSYD	2185	TRUCKS <8.5K GVW	1989	CHEVROLET C1500 (1GCDC14Z4KZ229321)	SH8315		$0.00			ETHANOL 10%		1651	191.7	8.6
HNL BSYD	2185	TRUCKS <8.5K GVW	1997	CHEVROLET S10 (1GCCS1446V8112112)	SH8478		$0.00			ETHANOL 10%		1444	600.18	2.4
HNL BSYD	2185	TRUCKS 8.5K-10K GVW	1997	FORD F250 (1FDHX26H3VEC037122)	SH8730		$0.00			ETHANOL 10%		6991	1079.9	6.5
HNL BSYD	2185	TRUCKS 8.5K-10K GVW	1997	CHEVROLET C3500 (1GBHC34R5VF054830)	SH8773		$0.00			ETHANOL 10%		543	451.17	1.2
HNL BSYD	2185	TRUCKS 8.5K-10K GVW	2000	GMC SIERRA C3500 (1GTHC34R1YF425112)	SH9621		$0.00			ETHANOL 10%		709	412.47	1.7
HNL BSYD	2185	TRUCKS 8.5K-10K GVW	2000	CHEVROLET C3500 (1GBLC34FPU459753)	SH9680		$0.00			DIESEL		297	50.8	5.8
HNL BSYD	2185	TRUCKS 8.5K-10K GVW	2001	FORD F350 (3FTSW30S31MA51811)	SH9929		$0.00			ETHANOL 10%		1493	952.5	1.6
HNL BSYD	2185	TRUCKS 8.5K-10K GVW	1998	FORD F250 (1FTRF27Z5WKB8822)	SHB780		$0.00			ETHANOL 10%		4309	271	15.9
HNL BSYD	2185	TRUCKS 8.5K-10K GVW	1998	FORD F250 (1FTRF27Z0WKB88229)	SHC103		$0.00			ETHANOL 10%		2612	403	6.15
HNL BSYD	2185	SUV 2X4	2006	DODGE DURANGO (1D4HB38P26F178176)	SHC286		$0.00			ETHANOL 10%		6140	549.3	11.2
HNL BSYD	2185	TRUCKS <8.5K GVW	1999	FORD RANGER (1FTYR10V2XUA36382)	SHC305		$0.00			ETHANOL 10%		6937	653.9	10.6
HNL BSYD	2185	TRUCKS 26K-33K GVW	2005	GMC T-SERIES F7B042 (1GDM7F1325F533444)	SHC315		$0.00			DIESEL		2710	921.4	2.9
HNL BSYD	2185	TRUCKS 8.5K-10K GVW	1999	DODGE RAM 2500 (3B6KC26Z4XM580706)	SHC418		$0.00			ETHANOL 10%		990	185.4	5.3
HNL BSYD	2185	TRUCKS <8.5K GVW	1999	FORD RANGER (1FTYR10V5XPB58636)	SHC422		$0.00			ETHANOL 10%		6103	432.4	14.1
HNL BSYD	2185	TRUCKS <8.5K GVW	2000	CHEVROLET S10 (1GCCS1451Y8300985)	SHC870		$0.00			ETHANOL 10%		2909	309.7	9.4

Location (Island)	Sub Unit	Vehicle Type	Year	Make Model-Vin	License Plate	GVWR	Vehicle Acquisition Cost	Vehicle Acquisition Date	Fuel Config	Fuel Usage	EPA Rated MPG	Vehicle Mileage	Fuel Consumption	Average Vehicle MPG
HNL BSYD	2185	TRUCKS 8.5K-10K GVW	2000	CHEVROLET C3500 (1GCGC33R2YF488250)	SHC873		$0.00			ETHANOL 10%		1695	701	2.4
HNL BSYD	2185	TRUCKS 26K-33K GVW	2007	FREIGHTLINER HC80 (1FVAB6BV37DX09507)	SHD101		$0.00			DIESEL		4032	1568.8	2.6
HNL BSYD	2185	TRUCKS 8.5K-10K GVW	2001	FORD F350 (1FTSW31L11ED51022)	SHD648		$0.00			ETHANOL 10%		8355	1311.1	6.4
HNL BSYD	2185	TRUCKS <8.5K GVW	2002	CHEVROLET SILVERADO (1GCEC14Z32Z320780)	SHE144		$0.00			ETHANOL 10%		7000	1946.78	3.6
HNL BSYD	2185	TRUCKS 8.5K-10K GVW	2003	CHEVROLET C2500 (1GCHK23U23F208132)	SHE769		$0.00			ETHANOL 10%				Insuff data
HNL BSYD	2185	TRUCKS 8.5K-10K GVW	2005	CHEVROLET SILVERADO 2500 (1GCGK13U35F926927)	SHE770		$0.00			ETHANOL 10%		2429	228.9	10.6
HNL BSYD	2185	TRUCKS 16K-26K GVW	2013	ISUZU NITEHAWK (JALE5W161D7900513)	SHE965		$151312.69	9-6-2012		DIESEL	OMF/EO	1749	288.6	6.1
HNL BSYD	2186	TRUCKS 8.5K-10K GVW	2000	CHEVROLET C3500 (1GCGC33R1YF471889)	SH9678		$0.00			ETHANOL 10%		2271	274.4	8.3
HNL BSYD	2186	VANS - LIGHT DUTY	1999	DODGE GRAND CARAVAN (2B4GP44G9XR410527)	SHC302		$0.00			ETHANOL 10%		3984	339.3	11.7
HNL BSYD	2186	VANS - PASSENGER	1998	FORD E150 (1FTRE1468WHB60537)	SH9029		$0.00			ETHANOL 10%				Insuff data
HNL BSYD	2186	TRUCKS 8.5K-10K GVW	2005	FORD F350 (1FTWW30Y85EB15939)	SHB959		$0.00			ETHANOL 10%		1064	166.7	6.4
HNL BSYD	2186	TRUCKS 8.5K-10K GVW	2008	FORD F350 (1FTSW30538EB49537)	SHC937		$0.00			ETHANOL 10%		6127	443.5	13.8
HNL BSYD	2186	VANS - PASSENGER	2009	FORD ECONOLINE (1FMNE11W69DA02921)	SHD810		$0.00			ETHANOL 10%		6898	881.9	7.8
HNL BSYD	2187	SUV 4X4	2001	DODGE DURANGO (1B4HS28N11F592027)	SHD649		$0.00			ETHANOL 10%		1361	161.4	8.4
HNL BSYD	2187	VANS - PASSENGER	2002	FORD E350 (1FBSS31S92HB64439)	SHA709		$0.00			ETHANOL 10%		1942	456	4.3
HNL BSYD	2187	TRUCKS 10K-16K GVW	1997	FORD AMBULANCE (1FDKF38F1VED04655)	SHC319		$0.00			DIESEL				Insuff data

Location (Island)	Sub Unit	Vehicle Type	Year	Make Model-Vin	License Plate	GVWR	Vehicle Acquisition Cost	Vehicle Acquisition Date	Fuel Config	Fuel Usage	EPA Rated MPG	Vehicle Mileage	Fuel Consumption	Average Vehicle MPG
HNL BSYD	2187	SUV 4X4	2000	FORD EXPEDITION (1FMPU16L5YLC25823)	SHC341		$0.00			ETHANOL 10%		17235	1517.7	11.4
HNL BSYD	2187	VANS - LIGHT DUTY	1998	FORD WINDSTAR (2FMDA51U1WBB57679)	SH8775		$0.00			ETHANOL 10%		469	315	1.5
HNL BSYD	2187	SEDANS - POLICE	2002	FORD CROWN VIC INTER (2FAFP71WX2X151888)	SHA410		$0.00			ETHANOL 10%				Insuff data
HNL BSYD	2187	SUV 4X4	2002	FORD EXPLORER (1FMZU73W22ZC61841)	SHA557		$0.00			ETHANOL 10%		3560	1685.5	2.1
HNL BSYD	2187	SUV 4X4	2002	FORD EXPLORER (1FMZU73W02ZC61840)	SHA558		$0.00			ETHANOL 10%		10303	996.7	10.3
HNL BSYD	2187	SUV 4X4	2003	FORD EXCURSION (1FMNU41S83EA28116)	SHA559		$0.00			ETHANOL 10%		10873	1660.8	6.5
HNL BSYD	2187	TRUCKS 8.5K-10K GVW	2002	FORD F350 (1FTSW31S72ED24254)	SHA560		$0.00			ETHANOL 10%		2644	339.9	7.8
HNL BSYD	2187	SEDANS - POLICE	2003	FORD CROWN VIC INTER (2FAHP71W13X150057)	SHA729		$0.00			ETHANOL 10%		7966	645.3	12.3
HNL BSYD	2187	SEDANS - POLICE	2003	FORD CROWN VIC INTER (2FAHP71W53X150062)	SHA731		$0.00			ETHANOL 10%		10655	911.6	11.7
HNL BSYD	2187	SEDANS - POLICE	2003	FORD CROWN VIC INTER (2FAHP71W33X150061)	SHA733		$0.00			ETHANOL 10%		15219	1310.5	11.6
HNL BSYD	2187	SUV 4X4	2000	FORD EXPEDITION (1FMPU16L2YLB73440)	SHC678		$0.00			ETHANOL 10%		5470	604.4	9.1
HNL BSYD	2187	SEDANS - POLICE	2007	FORD CROWN VIC INTER (2FAHP71W87X153401)	SHC806		$0.00			ETHANOL 10%		14718	1641.7	9.0
HNL BSYD	2187	SEDANS - POLICE	2007	FORD CROWN VIC INTER (2FAHP71WX7X153402)	SHC807		$0.00			ETHANOL 10%		4327	616.2	7.0
HNL BSYD	2187	SEDANS - POLICE	2007	FORD CROWN VIC INTER (2FAHP71W37X153404)	SHC809		$0.00			ETHANOL 10%		16244	6792.73	2.4
HNL BSYD	2187	SUV 4X4	2000	CHEVROLET SUBURBAN (3GNGK26U9YG185680)	SHE145		$0.00			ETHANOL 10%		2075	257.7	8.1
HNL BSYD	2188	SUV 4X4	2005	FORD EXCURSION (1FMNU40S35EB36907)	SHB722		$0.00			ETHANOL 10%		5456	527.5	10.3

Location (Island)	Sub Unit	Vehicle Type	Year	Make Model-Vin	License Plate	GVWR	Vehicle Acquisition Cost	Vehicle Acquisition Date	Fuel Config	Fuel Usage	EPA Rated MPG	Vehicle Mileage	Fuel Consumption	Average Vehicle MPG
HNL BSYD	2188	SUV 4X4	2005	FORD EXCURSION (1FMNU40S55EB36908)	SHB723		$0.00			ETHANOL 10%		6963	437.3	15.9
HNL BSYD	2190	VANS - LIGHT DUTY	1999	DODGE GRAND CARAVAN (2B4GP44G8XR411586)	SHC303		$0.00			ETHANOL 10%		850	98.8	8.6
HNL BSYD	2190	SEDANS - GENERAL	2004	DODGE STRATUS (1B3EL36T04N341568)	SHD415		$0.00			ETHANOL 10%				Insuff data
HNL BSYD	2190	VANS - LIGHT DUTY	1999	GMC SAFARI XT (1GKDM19W5XB536318)	SH9436		$0.00			ETHANOL 10%		420	72.2	5.8
HNL BSYD	2195	SUV 4X4	2003	CHEVROLET TAHOE (1GNEK13Z32R1873)	SHA515		$0.00			ETHANOL 10%		1221	107.9	11.3
HNL BSYD	2195	SUV 4X4	2006	DODGE DURANGO (1D4HB38P86F178179)	SHC532		$0.00			ETHANOL 10%		3549	346.6	10.2
HNL BSYD	2195	TRUCKS <8.5K GVW	2003	FORD EXPLORER SPORT (1FMZU77E93UA80431)	SHA604		$0.00			ETHANOL 10%				Insuff data
HNL BSYD	2195	SEDANS - GENERAL	2005	FORD TAURUS (1FAFP53225A114038)	SHD418		$0.00			ETHANOL 10%		61	15	4.1
HNL BSYD	2195	SEDANS - GENERAL	2005	FORD TAURUS (1FAFP53245A114039)	SHD419		$0.00			ETHANOL 10%		8113	394.9	20.5
HNL BSYD	2195	TRUCKS <8.5K GVW	2009	FORD F150 (1FTPW14V29KA40073)	SHD869		$54352.10			ETHANOL 10%		625	85	7.4
HNL BSYD	2195	VANS - CARGO	2000	CHEVROLET C3500 (1GBJG31R9Y1210654)	SH9829		$0.00			ETHANOL 10%		934	70.2	13.3

Harbors Division
Act 96 Vehicle Baseline Data
FY 2012 (July 2011 - June 2012)

Make/Model	YR	Gross Vehicle Weight Rating/Class	Vehicle Acquisition Cost ($)	EPA Rated Fuel Economy (MPG) (city/hwy)	Vehicle Fuel Configuration	Actual in-use Vehicle Milage (Miles)	Actual in-use Vehicle Fuel Consumption (GAL)	Actual in-use annual average vehicle Fuel Economy (MPG)
FORD P/U TRUCK	01	Truck (0 -10,000 GVW)	$15,375.00	21	unl	2792.0	298.5	9.4
TOYOTA HIGHLANDER H.BRID	07	SUV (0 - 10,000 GVW)	$35,989.35	32	unl/Hybrid	4299.0	179.1	24.0
TOYOTA TACOMA P/UP	06	Truck (0 -10,000 GVW)	$17,682.18	19	unl	1444.0	91.3	15.8
FORD P/U TRUCK	11	Truck (0 -10,000 GVW)	$18,025.94	n/a	Unl	2597.9	150.3	17.3
P/U CHEV FLATBED	99	Truck (0 - 10,000 GVW)	$26,680.00	14	GAS	2348.0	363.2	6.5
SUV CHEV BLAZER	99	Truck (0 - 10,000 GVW)	$32,019.00	16	GAS	3462.0	407.5	8.5
P/U TRUCK CHEV	99	Truck (0 - 10,000 GVW)	$27,350.00	14	GAS	7605.0	684.5	11.1
TRUCK CHEV	99	Truck (0 - 10,000 GVW)	$26,817.00	14	GAS	3612.0	365.7	9.9
P/U TRUCK FORD	01	Truck (0 - 10,000 GVW)	$15,375.00	21	GAS	7158.0	509.9	14.0

Harbors Division
Act 96 Vehicle Baseline Data
FY 2012 (July 2011 - June 2012)

Make/Model	YR	Gross Vehicle Weight Rating/Class	Vehicle Acquisition Cost ($)	EPA Rated Fuel Economy (MPG) (city/hwy)	Vehicle Fuel Configuration	Actual in-use Vehicle Milage (Miles)	Actual in-use Vehicle Fuel Consumption (GAL)	Actual in-use annual average vehicle Fuel Economy (MPG)
P/U TRUCK 92 FORD F-150	92	Truck (0 - 10,000 GVW)	$15,556	no listing	unleaded	237	29.6	8.0
P/U CHEV FLATBED	94	Truck (20,000 - 45,000 GVW)	$30,871	no listing	unleaded	193	66.1	2.9
SUV ISUZU MPVH	00	SUV (0 - 10,000 GVW)	$22,362	17/22	unleaded	1117	85.6	13.1
P/U TRUCK 250 FORD F-250	03	Truck (0 - 10,000 GVW)	$24,673	15/19	unleaded	4435	372.5	11.9
SUV FORD ESCAPE	05	SUV (0 - 10,000 GVW)	$26,924	17/23	unleaded	2995	299.9	10.0
PRERUNNER TOYOTA	07	Truck (0 - 10,000 GVW)	$25,099	16/20	unleaded	9944	526.4	18.9
P/U DODGE DAKOTA	07	Truck (0 - 10,000 GVW)	$18,726	18/23	unleaded	5070	350.0	14.5
SUV FORD ESCAPE	09	SUV (0 - 10,000 GVW)	$24,814	17/23	unleaded	20097	782.5	25.7
FORD RANGER	11	Truck (0 - 10,000 GVW)	$18,026	19/24	unleaded	7459	467.0	16.0
FORD RANGER TRUCK	11	Truck (0 - 10,000 GVW)	$17,494	19/24	unleaded	2857	213.5	13.4
FORD F-150 XCAB	12	Truck (0 - 10,000 GVW)	$21,278.97	17/23	unleaded	3324	251.2	13.2

Harbors Division
Act 96 Vehicle Baseline Data
FY 2012 (July 2011 - June 2012)

Make/Model	YR	Gross Vehicle Weight Rating/Class	Vehicle Acquisition Cost ($)	EPA Rated Fuel Economy (MPG) (city/hwy)	Vehicle Fuel Configuration	Actual in-use Vehicle Milage (Miles)	Actual in-use Vehicle Fuel Consumption (GAL)	Actual in-use annual average vehicle Fuel Economy (MPG)
P/U TRUCK FORD	92	Truck (0 - 10,000 GVW)	$19,621	12/17	unleaded	2165	254.7	8.5
INTL STAKE	84	Truck (10,000 - 20,000 GVW)	$20,661	N/A	unleaded	569	167.9	3.4
P/U FORD	13	Truck (0 - 10,000 GVW)	$30,978	N/A	unleaded	629	132.7	4.7
P/U TRUCK GMC SONOMA	91	Truck (0 - 10,000 GVW)	$17,405	18/24	unleaded	1274	124.5	10.2
SDN OLDS CUTLASS CRUISER	95	Sedan, Coupe, Station wagon, SUV	$14,765	19/29	unleaded	450	66.3	6.8
TRUCK GMC	95	Truck (0 - 10,000 GVW)	$20,182	16/21	unleaded	2694	332.4	8.1
TRUCK GMC	95	Truck (0 - 10,000 GVW)	$15,954	16/21	unleaded	6001	332.4	18.1
P/U CHEV	97	Truck (0 - 10,000 GVW)	$15,625	17/23	unleaded	244	41.0	6.0
SUV CHEV BLAZER	98	Truck (0 - 10,000 GVW)	$31,100	16/20	unleaded	549	126.2	4.3
P/U FORD	07	Truck (0 - 10,000 GVW)	26940	N/A	diesel	2411	297.6	8.1
P/U FORD	07	Truck (0 - 10,000 GVW)	37239	N/A	diesel	2319	283.4	8.2
FORD RANGER	11	Turck (0 - 10,000 GVW)	18025.94	19/24	unleaded	1076	123.7	8.7
CHEV EQUINOX MPVH	12	SUV (0 - 10,000 GVW)	30397	22/32	unleaded	2832	201.9	14.0
P/U CHEV SILVERADO	12	Truck (0 - 10,000 GVW)	27570	15/20	unleaded	1067	218.1	4.9

Harbors Division
Act 96 Vehicle Baseline Data
FY 2012 (July 2011 - June 2012)

Make/Model	YR	Gross Vehicle Weight Rating/Class	Vehicle Acquisition Cost ($)	EPA Rated Fuel Economy (MPG) (city/hwy)	Vehicle Fuel Configuration	Actual in-use Vehicle Milage (Miles)	Actual in-use Vehicle Fuel Consumption (GAL)	Actual in-use annual average vehicle Fuel Economy (MPG)
CHEV S10 P/U TRUCK	92	Truck (0 -10,000 GVW)	$12,290	n/a	unleaded	2574 0	170 7	15 1
CHEV P/U TRUCK	99	Truck (0 -10,000 GVW)	$23,524	n/a	unleaded	2268.0	339 5	6 7
CHEV LUMINA SEDAN	91	Sedan, Coupe, Station wagon, SUV	$5,600	n/a	unleaded	1406 9	177 7	7 9
CHEV DUMPING FLATBED	92	Truck (20,000 - 45,000 GVW)	$49 070	n/a	diesel	6977 0	717 0	9 7
ELGIN SWEEPER	06	Misc.	$214,481	n/a	diesel	2824 6	1305 9	2 2
ELGIN SWEEPER	06	Misc.	$214,481	n/a	diesel	4449 0	1760 5	2 5
REFUSE TRUCK, PETERBILT	99	Truck (20,000 - 45,000 GVW)	$129,914	n/a	diesel	3115 0	588 0	5 3
SWEEPER ELGIN	99	Misc.	$93,369	n/a	diesel	N/A	0 0	N/A
GMC TRUCK CREW CAB	91	Truck (0 -10,000 GVW)	$20,838	n/a	unleaded	broken odom	713 1	N/A
FORD TRUCK STYLESIDE	94	Truck (0 -10,000 GVW)	$20,203	n/a	unleaded	3712 0	354 2	10 5
CHEV TRUCK P/U C10FS	96	Truck (0 -10,000 GVW)	$5,400	n/a	unleaded	3904 0	245 4	15 9
TRUCK ROLL-OFF PETERBILT	99	Truck (Over 45,000 GVW)	$115,406	n/a	diesel	3081 0	517 9	5 9
REFUSE TRUCK GMC WHITE	89	Truck (Over 45,000 GVW)	$90,272	n/a	diesel	981 0	354 3	2 8
FORD TRUCK 4DR	09	Truck (0 -10,000 GVW)	$32,880	n/a	unleaded	6408 0	1005 0	6 4
FORD TRUCK 4DR	09	Truck (0 -10,000 GVW)	$32,880	n/a	unleaded	6959 0	1011 8	6 9
VAN AEROSTAR	97	Van, passenger	$5,700	n/a	unleaded	2880 8	305 5	9 4
REFUSE TRUCK GMC	08	Truck (20,000 - 45,000 GVW)	$195,898	n/a	diesel	13092 0	2371 6	5 5
STN WGN TAURUS, Ford	91	STATION WAGON	$14,988	n/a	unleaded	1951 8	152 3	12 8
STN WGN CRUISER, Oldsmobile	95	STATION WAGON	$16,894	n/a	unleaded	3469.0	296 2	11 7
STN WGN CRUISER, Oldsmobile	95	STATION WAGON	$15,344	n/a	unleaded	3771 0	343 0	11 0
MINI-VAN, WINDSTAR, Ford	98	Van, passenger	$19,939	n/a	unleaded	494 0	41 1	12 0
Sedan, Stratus, Dodge	04	Sedan	$7,200	n/a	unleaded	2573 0	207 4	12 4
Sedan, Stratus, Dodge	04	Sedan	$7,200	n/a	unleaded	3995 0	313 6	12 7
STN WGN CRUISER, Oldsmobile	95	STATION WAGON	$16,894	n/a	unleaded	2952 0	229 2	13 1
CHEV 1500 PICKUP TRUCK	95	TRUCK (0-10,000 GVW)	$6,500	n/a	unleaded	9487 0	844 1	11 2
CHEV CAVALIER	91	Sedan	$8,696	n/a	unleaded	1558 0	95 0	16 4
CHEV CLASSIC	04	Sedan	$7,000	n/a	unleaded	504 0	25 0	20 2
CHEV S10 P/U TRUCK	92	Truck (0 -10,000 GVW)	$12,290	n/a	unleaded	2574.0	170.7	15.1
CHEV P/U TRUCK	99	Truck (0 -10,000 GVW)	$23,524	n/a	unleaded	2268.0	339.5	6.7
CHEV LUMINA SEDAN	91	Sedan, Coupe, Station wagon, SUV	$5,600	n/a	unleaded	1406.9	177.7	7.9
CHEV DUMPING FLATBED	92	Truck (20,000 - 45,000 GVW)	$49,070	n/a	diesel	6977.0	717.0	9.7
ELGIN SWEEPER	06	Misc.	$214,481	n/a	diesel	2824.6	1305.9	2.2
ELGIN SWEEPER	06	Misc.	$214,481	n/a	diesel	4449.0	1760.5	2.5
REFUSE TRUCK, PETERBILT	99	Truck (20,000 - 45,000 GVW)	$129,914	n/a	diesel	3115.0	588.0	5.3
SWEEPER ELGIN	99	Misc.	$93,369	n/a	diesel	N/A	0.0	N/A
GMC TRUCK CREW CAB	91	Truck (0 -10,000 GVW)	$20,838	n/a	unleaded	broken odom	713.1	N/A
FORD TRUCK STYLESIDE	94	Truck (0 -10,000 GVW)	$20,203	n/a	unleaded	3712.0	354.2	10.5
CHEV TRUCK P/U C10FS	96	Truck (0 -10,000 GVW)	$5,400	n/a	unleaded	3904.0	245.4	15.9
TRUCK ROLL-OFF PETERBILT	99	Truck (Over 45,000 GVW)	$115,406	n/a	diesel	3081.0	517.9	5.9
REFUSE TRUCK GMC WHITE	89	Truck (Over 45,000 GVW)	$90,272	n/a	diesel	981.0	354.3	2.8
FORD TRUCK 4DR	09	Truck (0 -10,000 GVW)	$32,880	n/a	unleaded	6408.0	1005.0	6.4
FORD TRUCK 4DR	09	Truck (0 -10,000 GVW)	$32,880	n/a	unleaded	6959.0	1011.8	6.9
VAN AEROSTAR	97	Van, passenger	$5,700	n/a	unleaded	2880.8	305.5	9.4
REFUSE TRUCK GMC	08	Truck (20,000 - 45,000 GVW)	$195,898	n/a	diesel	13092.0	2371.6	5.5
Ford Crown Vic.	97	Sedan	$29,272	n/a	unleaded	6030.0	1112.7	5.4
Ford Crown Vic.	97	Sedan	$29,272	n/a	unleaded	1178.0	127.3	9.3
Ford Crown Vic.	97	Sedan	$29,272	n/a	unleaded	1003.0	162.7	6.2
Ford Crown Vic.	98	Sedan	$31,449	n/a	unleaded	904.0	109.9	8.2
Ford Crown Vic.	99	Sedan	$31,824	n/a	unleaded	2349.0	275.4	8.5
Ford Crown Vic.	99	Sedan	$31,824	n/a	unleaded	1057.0	128.0	8.3
Ford Crown Vic.	99	Sedan	$30,809	n/a	unleaded	6662.0	720.1	9.3
Ford Crown Vic.	99	Sedan	$14,642	n/a	unleaded	13004.0	858.0	15.2
Ford Crown Vic.	00	Sedan	$6,806	n/a	unleaded	3437.0	360.3	9.5
Ford Crown Vic.	09	Sedan	$34,860	n/a	unleaded	11245.0	1146.2	9.8
Ford Crown Vic.	09	Sedan	$34,860	n/a	unleaded	7441.0	864.9	8.6
FORD TRUCK 4DR	07	Truck (0-10,000 GVW)	$26,094	n/a	unleaded	8196.0	1178.1	7.0
Ford Ranger Pickup	11	Truck (0-10,000 GVW)	$18,026	n/a	unleaded	2000.0	50.6	39.5
Chevy Classic Sedan	04	Sedan	$7,000	n/a	unleaded	6658.0	260.6	25.5
Jeep Grand Cherokee	08	sedan	$29,231	16/21	unleaded	2706 0	124 9	21 7
Dodge Stratus	04	sedan	$7,200	14/19	unleaded	2217 0	120 4	18 4
van dodge	13	Van (passenger, cargo)	$26,925	17/25	unleaded	700 0	45 0	15 6
sdn ford taurus	93	sedan	$13,500	18/27	unleaded	1089 6	94 5	11 5
Chevy Lumina	91	4-door Sedan	$5,400	n/a	unleaded	vehicle was idle		
Ford Tempo	93	4-door Sedan	$5,600	n/a	unleaded	371.0	28.9	12.8
Nissan Pick-Up	00	Truck	$18,302	n/a	unleaded	3676.0	243.3	15.1
Ford Fiesta	13	4-door Sedan	$17,720	29/40	unleaded	5886.0	176.3	33.4
Ford Fiesta	13	4-door Sedan	17719.83	29/40	unleaded	3438.0	149.8	23.0
Ford Fiesta	13	4-door Sedan	17719.83	29/40	unleaded	1075.0	44.4	24.2

description	item class	cost	island	location	date in svc	tag #
MONITOR SPEED CONTROL TRLMTD S12A020002	3140 Other Motor Vehicles	11,999.00	Hawaii	507	01-JUL-2002	9686-116
WAGON GMC ST 1G3AJ85M0R6399238 SH7201	3110 Van, Coupe, Station Wagon	13,932.33	Oahu	306	01-JUL-1995	9181-505
WAGON GMC ST 1G3AJ85M4R6402884 SHB248	3110 Van, Coupe, Station Wagon	13,933.38	Oahu	306	01-JUL-1995	9181-502
TRACTOR CASE MOWER W/FLAIL Z8JL13399 20	3120 SUV, Truck (0-10K GVW)	96,041.05	Hawaii	507	01-JUL-2009	9684-229
TRACTOR CASE UT W/FRT MTD BR JJE1009709	3140 Other Motor Vehicles	37,499.76	Hawaii	507	01-JUL-2000	9684-188
TRACTOR JD6200 K125912L W/FRAIL MOWER	3120 SUV, Truck (0-10K GVW)	45,122.23	Hawaii	507	01-JUL-1995	9684-172
TANK BITUMUL TRAILER MTD L250T-802	3140 Other Motor Vehicles	8,250.26	Hawaii	507	01-JUL-1997	9683-123
LOADER CASE WHEEL MODEL 531D JEE0134186	3140 Other Motor Vehicles	99,061.87	Hawaii	507	01-JUL-2002	9685-157
COMPRESSOR INGER-RAND 247241	3140 Other Motor Vehicles	12,153.51	Hawaii	507	01-JUL-1995	9685-146
LOADER NV HOLLAND 2003 BACKHOE AND HAMM	3140 Other Motor Vehicles	92,186.91	Hawaii	556	01-JUL-2004	9685-162
TRUCK WATER TANK 2NPRHN8XO8M758541 C940	3120 SUV, Truck (0-10K GVW)	159,876.14	Hawaii	556	01-JUL-2007	9682-214
VAN FORD CUT 1FDXE45FX1HB19483 SHA143	3110 Van, Coupe, Station Wagon	36,765.31	Hawaii	556	01-JUL-2002	9682-193
FORD TRUCK PU F150 1FTPX12V28KC83977 SHD236	3120 SUV, Truck (0-10K GVW)	34,430.89	Kauai	401	01-JUL-2009	9881-226
SEDAN CHEV 4D 1G1ND52J2Y6257434 SH9635	3110 Van, Coupe, Station Wagon	17,647.97	Kauai	401	01-JUL-2000	9881-203
VAN CHEV PASS 1GAHG39R711204610 SHD615	3110 Van, Coupe, Station Wagon	5,700.00	Kauai	402	01-JUL-2001	9881-231
TRACTOR TORO GM223-D SN3024390120	3120 SUV, Truck (0-10K GVW)	19,456.97	Oahu	319	01-JUL-1999	9184-255
TRUCK FORD UT 1FMZU34X2WUA20008 SH9546	3120 SUV, Truck (0-10K GVW)	9,075.00	Oahu	333	01-JUL-2000	9181-574
TRUCK DODGE PU 1D7HA6P16J200730 SHC476	3120 SUV, Truck (0-10K GVW)	22,772.77	Oahu	334	01-JUL-2008	9181-687
SEDAN CHEV 3G1JC5243WS862406 SH9258	3110 Van, Coupe, Station Wagon	17,808.22	Oahu	336	01-JUL-2008	9181-556
TRUCK DOD PU 1D7HA16P56J200729 SHC467	3120 SUV, Truck (0-10K GVW)	22,772.77	Oahu	336	01-JUL-1999	9181-686
VAN CHEV 2GAGG39K4M4134012 SH5342	3110 Van, Coupe, Station Wagon	18,818.81	Oahu	307	01-JUL-1992	9181-415
DOZER 2000 CATERPILLAR 5S01012	3140 Other Motor Vehicles	68,817.27	Hawaii	507	01-JUL-2001	9685-152
BOBCAT MELROE INGERSOLLRAND 514124589	3140 Other Motor Vehicles	35,854.77	Oahu	302	01-JUL-2000	9185-163
TRAILER K.J.LAW M1270-082 W/SKID RESIST	3120 SUV, Truck (0-10K GVW)	183,874.00	Oahu	306	01-JUL-1995	9183-128
VAN CHEV 1GAHG39F621243664 SHA536	3110 Van, Coupe, Station Wagon	29,445.83	Oahu	307	01-JUL-2003	9181-621
TRUCK CHEV PU 1GCGD34J2FF434840 SH8395	3120 SUV, Truck (0-10K GVW)	1,600.00	Oahu	316	01-JUL-1997	9181-519
SEDAN DOD 4DR 1B3XC46R7MD259412 SH4925	3110 Van, Coupe, Station Wagon	12,435.52	Oahu	338	01-JUL-1992	9181-425
TRUCK 07 F150 1FTRF12VX7KD42204 SHD137	3120 SUV, Truck (0-10K GVW)	40,702.47	Oahu	306	01-JUL-2008	9181-707
TRUCK 08 CHEV 1GCCS14E988117964V SHD361	3120 SUV, Truck (0-10K GVW)	32,355.00	Oahu	306	01-JUL-2009	9181-715
EXCAVATOR CASE CX225 CRAWLER 2006	3140 Other Motor Vehicles	286,456.50	Hawaii	507	01-JUL-2007	9685-172
STRIPER KELLY CRESWELL	3140 Other Motor Vehicles	29,725.14	Oahu	316	01-JUL-2004	9184-300
TRAILER CN UT 14DAC0810XC000231 SH716	3120 SUV, Truck (0-10K GVW)	2,200.00	Oahu	316	01-JUL-2000	9183-146
SEDAN FORD 4D 1FAFP53265A303677 SHB783	3110 Van, Coupe, Station Wagon	15,940.24	Oahu	336	01-JUL-2006	9181-658

TRUCK CHEV PU 1GCEC14V8YZ295171 SH9683	3120 SUV, Truck (0-10K GVW)	24,122.06	Maui	604	01-JUL-2001	9581-209
TRUCK INT FB 1HTSCAAL5XH646633 SHD845	3120 SUV, Truck (0-10K GVW)	71,294.23	Oahu	316	01-JUL-1999	9182-224
TRUCK 88 FDPU 1FTDF15Y1JPA33828 SH5413	3120 SUV, Truck (0-10K GVW)	5,500.00	Oahu	334	01-JUL-1990	9181-407
TRUCK FORD PU 1FTRF12WX5NA04807 SHB772	3120 SUV, Truck (0-10K GVW)	37,305.34	Oahu	336	01-JUL-2006	9181-652
TRUCK FORD PU 1FTWX32F81EC51443 SH9943	3120 SUV, Truck (0-10K GVW)	32,714.45	Oahu	336	01-JUL-2001	9181-598
TRUCK FORD PU 1FTZR44V83PB35376 SHB416	3120 SUV, Truck (0-10K GVW)	18,500.25	Oahu	338	01-JUL-2005	9181-636
CUB CADET 60" ROT MOWER 4G190Z80021	3140 Other Motor Vehicles	7,573.91	Hawaii	507	01-JUL-2001	9684-227
TRACTOR CASE FLAIL MOWER JJE0924451	3120 SUV, Truck (0-10K GVW)	59,437.12	Hawaii	507	01-JUL-1997	9684-181
ROLLER DYNAPAC MODEL CC102 SN60116496	3140 Other Motor Vehicles	31,411.27	Hawaii	507	01-JUL-2003	9685-159
TRUCK CHEV PU 1GCCS19W018212629 SH9959	3120 SUV, Truck (0-10K GVW)	20,679.17	Hawaii	507	01-JUL-2002	9681-279
TRUCK FORD PU 2FTPX17Z1YCA99792 SH9853	3120 SUV, Truck (0-10K GVW)	31,822.15	Oahu	334	01-JUL-2001	9181-592
TRUCK DOD PU 1B7GD14H9HS464218 SH5389	3120 SUV, Truck (0-10K GVW)	10,346.69	Oahu	336	01-JUL-1988	9181-352
TRUCK 08 CHEV 1GCCS14E228116266 SHD362	3120 SUV, Truck (0-10K GVW)	32,355.00	Oahu	338	01-JUL-2009	9181-716
MACHINE LINE REMOVER TRAFFIC PAVT 1245	3140 Other Motor Vehicles	5,645.12	Hawaii	506	01-JUL-1991	9684-160
TRACTOR TORO GM MDL 580-D 30581 SN90489	3120 SUV, Truck (0-10K GVW)	71,767.66	Oahu	310	01-JUL-2000	9184-268
TRACTOR TORO GM223-D SN3024390118	3120 SUV, Truck (0-10K GVW)	19,456.97	Oahu	319	01-JUL-1999	9184-253
MESSAGE BOARD SOLARTECH 21408562	3140 Other Motor Vehicles	24,834.28	Oahu	339	01-JUL-2003	9184-289
MACHINE BARRIER TRANSFER BTM ZIPMOB 195	3140 Other Motor Vehicles	850,000.00	Oahu	301	01-JUL-1999	9186-109
SEDAN CHEV 3G1JC5248VS850735 SH8628	3110 Van, Coupe, Station Wagon	13,401.33	Hawaii	507	01-JUL-1999	9681-243
SEDAN FORD 4D 1FAFP33P11W270665 SH9901	3110 Van, Coupe, Station Wagon	14,132.25	Hawaii	507	01-JUL-2002	9681-275
TRUCK CHEV PU 1GCCS14X2W8237569 SH9075	3120 SUV, Truck (0-10K GVW)	16,443.00	Kauai	402	01-JUL-1999	9881-235
BOARD MESSAGE FM 15009 L358013	3140 Other Motor Vehicles	24,790.67	Oahu	339	01-JUL-2003	9184-285
SPRAYER JB JX00156/1S9ES15162H364202	3140 Other Motor Vehicles	12,395.75	Hawaii	507	01-JUL-2003	9686-119
MACHINE BARRIER TRANSFER BTM ZIPMOB 196	3140 Other Motor Vehicles	850,000.00	Oahu	301	01-JUL-1999	9186-110
TRK 06 DOD PU 1D7HA18P06J200733 SHD338	3120 SUV, Truck (0-10K GVW)	26,568.58	Oahu	336	01-JUL-2006	9181-683
TRUCK CHEV PU 1GCEC14T9XZ121977 SH9195	3120 SUV, Truck (0-10K GVW)	20,648.00	Maui	801	01-JUL-2009	9381-105
TRUCK FORD PU 1FTRX17W31KB07259 SH9975	3120 SUV, Truck (0-10K GVW)	26,104.50	Maui	801	01-JUL-2002	9381-105(2)
WAGON CHEV ST 1G1JC8445R7317633 SH7233	3110 Van, Coupe, Station Wagon	11,860.19	Admin	270	01-JUL-1995	9181-514
CHIPPER MORBARK EZ S/N 2770	3140 Other Motor Vehicles	24,656.33	Maui	603	01-JUL-1996	9584-148
FORKLIFT KOMATSU FD30T-12 562457A	3140 Other Motor Vehicles	24,791.51	Maui	603	01-JUL-2003	9585-134
SEDAN GMC 4D 1G3AG55M3R6397822 SH7200	3110 Van, Coupe, Station Wagon	13,234.25	Admin	203	01-JUL-1995	9181-501
SEDAN FORD 4D 1FAFP53265A160472 SHB488	3110 Van, Coupe, Station Wagon	14,551.99	Admin	250	01-JUL-2006	9181-644
TRAILER Z-MAN 1ZCT20E213ZP24741 SH804	3120 SUV, Truck (0-10K GVW)	6,817.67	Maui	603	01-JUL-2005	9583-113
TRACTOR KUBOTA W/ MOWER M8200CCS3 11076	3120 SUV, Truck (0-10K GVW)	42,351.81	Maui	604	01-JUL-2004	9584-176

TRACTOR KUBOTA W/ MOWER SN10562	3120 SUV, Truck (0-10K GVW)	62,149.68	Maui	606	01-JUL-2000	9584-161
BOARD ARROW ADS DYNMC TRL MTD 520270602	3140 Other Motor Vehicles	12,900.00	Maui	608	01-JUL-2003	9584-172
TRAILER TANK SPRAYER ETNYRE BIT M3269	3120 SUV, Truck (0-10K GVW)	9,591.00	Maui	701	01-JUL-1981	9483-103
TRUCK CHEV PU 1GCCS19X8WK241430 SH9006	3120 SUV, Truck (0-10K GVW)	18,109.26	Hawaii	507	01-JUL-1999	9681-258
TRUCK FORD PU 1FTRF12W95NA63038 SHB593	3120 SUV, Truck (0-10K GVW)	22,075.26	Hawaii	507	01-JUL-2006	9681-294
TRUCK FORD 1FTRF12V17KD42205 SHD217	3120 SUV, Truck (0-10K GVW)	28,008.02	Hawaii	556	01-JUL-2007	9681-305
SEDAN CHEV 4D 1G1ND52J6Y6258330 SH9633	3110 Van, Coupe, Station Wagon	17,647.97	Kauai	401	01-JUL-2000	9881-202
SEDAN CHEV 4D 1G1ZG57BF164134 SHD383	3110 Van, Coupe, Station Wagon	25,827.00	Kauai	401	01-JUL-2008	9881-228
SEDAN CHEV MALIBU 4D 1G1ZG57B28F164844 SHD382	3110 Van, Coupe, Station Wagon	25,827.00	Kauai	401	01-JUL-2008	9881-230
VAN CHEV VA 1GAHG39F7X1037504 SH9126	3110 Van, Coupe, Station Wagon	32,261.00	Kauai	401	01-JUL-1999	9881-195
FORKLIFT HYSTER H45XM D177 807282R	3140 Other Motor Vehicles	18,935.48	Kauai	402	01-JUL-1994	9885-122
TRAFFIC SIGNL PRTBLE 1C9B1A0A361496011	3140 Other Motor Vehicles	33,834.51	Kauai	402	01-JUL-2008	9886-125
TRUCK 08 FORD F350 SN#1FTWW30R98EE55713	3121 SUV, Truck (10K-20K GVW)	45,210.46	Oahu	318	01-JUL-2009	9886-129
TRUCK GMC DP 1GDJ6C1375F500492 SHB651	3120 SUV, Truck (0-10K GVW)	73,592.38	Oahu	318	01-JUL-2005	9884-137
LOADER UNI NEW HOLLAND LS180 187694	3140 Other Motor Vehicles	32,770.62	Oahu	319	01-JUL-2002	9886-127
LOADER CASE CL716/821B SNJEE0040797	3110 Van, Coupe, Station Wagon	127,946.27	Oahu	320	01-JUL-1995	9886-126
TRUCK INT TRC 2HSCHAET62C030153 SHA273	3120 SUV, Truck (0-10K GVW)	103,594.91	Oahu	321	01-JUL-2002	9884-140
SUV FORD UT 1FMZU62K45UB86599 SHB841	3110 Van, Coupe, Station Wagon	23,176.93	Oahu	329	01-JUL-2006	9884-131
TRUCK FORD PU 2FTPX17Z3YCA99793 SH9854	3120 SUV, Truck (0-10K GVW)	32,342.98	Oahu	331	01-JUL-2001	9884-148
SEDAN 08 CHEV 1G1ZG57BX8F165269 SHD365	3110 Van, Coupe, Station Wagon	25,535.00	Oahu	332	01-JUL-2009	9182-277
TRUCK CHEV PU 1GCDC14H1RZ217659 SH7197	3120 SUV, Truck (0-10K GVW)	13,667.81	Oahu	332	01-JUL-1995	9684-186
SEDAN 08 CHEV 1G1ZG57B78F163219 SHD368	3110 Van, Coupe, Station Wagon	25,535.00	Oahu	336	01-JUL-2009	9881-212
TRUCK FORD PU 1FTZR44V03PB22573 SHB415	3120 SUV, Truck (0-10K GVW)	18,500.25	Oahu	338	01-JUL-2005	9884-132
TRUCK PTBT TR MSTR 1XPFD40X67D673735 SH	3120 SUV, Truck (0-10K GVW)	136,681.05	Maui	603	01-JUL-2006	9582-165
TRUCK INT DP 1HTSCABLXSH571306 SH7019	3120 SUV, Truck (0-10K GVW)	35,588.74	Maui	606	01-JUL-1994	9582-157
TRAFFIC SIGNAL SYSTEM (2) 1CGB1A0A66149	3120 SUV, Truck (0-10K GVW)	34,354.64	Hawaii	507	01-JUL-2007	9684-218
TRUCK PTBT UT 1NPAL00X26D632940 SHC190	3120 SUV, Truck (0-10K GVW)	304,057.09	Hawaii	507	01-JUL-2006	9685-166
TRUCK PTRBLT 2NPRHN8X69M783445 SHD730	3120 SUV, Truck (0-10K GVW)	117,790.83	Hawaii	507	01-JUL-2009	9682-220
WELDER MILLER TRAILER LC019441	3140 Other Motor Vehicles	17,799.18	Hawaii	509	01-JUL-2003	9684-202
WELDER MILLER TRAILER MTD LC019450	3140 Other Motor Vehicles	17,799.19	Hawaii	509	01-JUL-2003	9684-201
TRUCK PB MSTR 1NPAL00X37D673739 SHC577	3120 SUV, Truck (0-10K GVW)	326,148.08	Kauai	402	01-JUL-2007	9885-136
TRUCK FORD PU 1FTWW32P24ED29683 SHB350	3120 SUV, Truck (0-10K GVW)	32,609.15	Oahu	305	01-JUL-2005	9181-632
TRUCK GMC AER 1GDE5C1205F503083 SHB554	3120 SUV, Truck (0-10K GVW)	104,297.94	Oahu	305	01-JUL-2005	9182-263
SPRAYER MCGREGGOR TRLMTD 300G RS335707	3140 Other Motor Vehicles	25,812.33	Oahu	311	01-JUL-2007	9184-320

BACKHOLE NWHOLLAND LB90 031046530	3140 Other Motor Vehicles	68,228.78	Oahu	321	01-JUL-2005	9185-178
TRUCK INT DP 1HTGGAUT8SH641781 SH7381	3120 SUV, Truck (0-10K GVW)	73,413.07	Oahu	321	01-JUL-1995	9182-219
TRUCK FORD PU 1FTSF30P46EA19555 SHB842	3120 SUV, Truck (0-10K GVW)	29,770.77	Oahu	322	01-JUL-2006	9181-662
TRUCK DOD PU 1D7HU18P86J201913 SHC473	3120 SUV, Truck (0-10K GVW)	28,477.94	Oahu	323	01-JUL-2006	9181-689
TRUCK FORD UT 1FMZU72K22ZC52474 SHA508	3120 SUV, Truck (0-10K GVW)	43,132.22	Oahu	331	01-JUL-2003	9181-618
BOARD ARROW ADS DYNMC TRL MTD 520280602	3140 Other Motor Vehicles	12,900.00	Maui	608	01-JUL-2003	9584-171
JEEP CHEROKEE 1J4FT28S9XL578121 SH9249	3110 Van, Coupe, Station Wagon	25,019.63	Maui	609	01-JUL-1999	9581-200
TRAILER ZIEMAN 2327H 1ZCT31Z286ZP26967	3120 SUV, Truck (0-10K GVW)	26,562.33	Hawaii	507	01-JUL-2007	9683-141
TRUCK FORD PU 1FTYR45E72PB00479 SHA462	3120 SUV, Truck (0-10K GVW)	21,159.55	Hawaii	507	01-JUL-2002	9681-286
TRUCK FORD PU 1FTZR15E41PB43081 SH9976	3120 SUV, Truck (0-10K GVW)	22,898.30	Hawaii	507	01-JUL-2002	9681-282
SPRAYER MCGREGOR EQRS-335-773	3140 Other Motor Vehicles	20,624.87	Kauai	402	01-JUL-2009	9886-129(2)
TRUCK GMC UT 1GDM7C1326F429665 SHC573	3120 SUV, Truck (0-10K GVW)	198,643.00	Kauai	402	01-JUL-2007	9882-136
VAN CHEV PASS 1GAHG39R121196067 SHD282	3110 Van, Coupe, Station Wagon	8,300.00	Kauai	402	01-JUL-2008	9881-223
TRUCK GMC AER 1GDP7H1C4YJ516705 SH9825	3120 SUV, Truck (0-10K GVW)	174,423.48	Oahu	305	01-JUL-2001	9182-241
TRUCK INT AER 1HTSDAAN0XH646635 SH9222	3120 SUV, Truck (0-10K GVW)	180,024.19	Oahu	305	01-JUL-1999	9182-226
TRUCK PEBT DP INPFLBOX74D818438 SHB111	3120 SUV, Truck (0-10K GVW)	146,217.88	Oahu	320	01-JUL-2004	9182-256
WAGON CHER SP 1J4FJ28S5RL169641 SH7010	3110 Van, Coupe, Station Wagon	18,594.35	Maui	603	01-JUL-1994	9581-178
MIXER CONCRETE STONE 95CMP9 092002139	3140 Other Motor Vehicles	5,416.63	Maui	607	01-JUL-2003	9586-115
TRUCK CHEV FB 1GBHC34F9YF509589 SH9717	3120 SUV, Truck (0-10K GVW)	36,978.93	Maui	608	01-JUL-2001	9581-210
TRUCK CHEV DP 1GBP7H1J3RF704042 SH6988	3120 SUV, Truck (0-10K GVW)	45,411.69	Hawaii	507	01-JUL-1994	9682-172
TRUCK FORD DP 1FDWW32F91EC41468 SHA103	3120 SUV, Truck (0-10K GVW)	40,790.88	Hawaii	507	01-JUL-2002	9681-283
TRUCK FORD PU F150 1FTRF12V57KD42207	3120 SUV, Truck (0-10K GVW)	28,008.02	Hawaii	507	01-JUL-2007	9681-303
TRUCK PTRBLT 2NPRHN8X89M783446 SHD727	3120 SUV, Truck (0-10K GVW)	117,790.83	Hawaii	507	01-JUL-2009	9682-217
LOADER UNI MELROE-BOBCAT 512220136	3140 Other Motor Vehicles	14,630.49	Hawaii	512	01-JUL-1997	9685-148
TRACTOR NW HOLLAND UT W/EXT S/R 200482B	3140 Other Motor Vehicles	72,916.20	Hawaii	512	01-JUL-2004	9684-205
TRACTOR KUBOTA W/MOWER M 8200 SN10778	3120 SUV, Truck (0-10K GVW)	39,948.99	Oahu	302	01-JUL-2002	9184-283
VAN GMC SAF 1GKDM15Z1RB542846 SH7303	3110 Van, Coupe, Station Wagon	15,099.00	Oahu	306	01-JUL-1995	9181-512
TRAILER BOBCT 1S9BC2320UH364111 SH735	3120 SUV, Truck (0-10K GVW)	8,749.94	Oahu	310	01-JUL-2001	9183-150
MACHINE STRIPING KELLY CRESWELL SN8007	3140 Other Motor Vehicles	17,498.70	Oahu	316	01-JUL-1999	9184-239
TRUCK PEBT DP INPFLBOX54D818437 SHB110	3120 SUV, Truck (0-10K GVW)	146,217.88	Oahu	320	01-JUL-2004	9182-255
ROLLER WALKER VIBRATORY RD-25 5080819	3140 Other Motor Vehicles	30,721.25	Oahu	321	01-JUL-2001	9185-166
TRUCK GMC DP 1GDG6H1CX2J513852 SHA647	3120 SUV, Truck (0-10K GVW)	66,443.76	Oahu	321	01-JUL-2003	9182-251
TRUCK INT TK 1HTSDPPN2PH472254 SH4034	3120 SUV, Truck (0-10K GVW)	78,677.85	Oahu	321	01-JUL-1993	9182-199
TRUCK TPBT 7 YD DUMP 2NPRHNSX19M783448	3120 SUV, Truck (0-10K GVW)	117,790.83	Maui	615	01-JUL-2009	9582-167

TRACTOR KUBOTA UT W/REAR MOWER 55707	3120 SUV, Truck (0-10K GVW)	38,140.87	Kauai	402	01-JUL-2005	9884-137(2)
TRUCK PB DP 2NPLHZ8X45M856061 SHB824	3120 SUV, Truck (0-10K GVW)	102,608.30	Kauai	402	01-JUL-2006	9882-133
TRAILOR BOBT 1S9BS2126TH364435 SH443	3120 SUV, Truck (0-10K GVW)	2,500.00	Oahu	320	01-JUL-1997	9183-132
TRUCK CHEV PU 1GCCS19Z1M2300672 SH5426	3120 SUV, Truck (0-10K GVW)	12,176.04	Oahu	332	01-JUL-1992	9181-417
TRUCK FORD PU 1FTWX32F51EC51447 SH9972	3120 SUV, Truck (0-10K GVW)	32,610.44	Oahu	339	01-JUL-2002	9181-603
SEDAN FORD 4D 1FALP52UXSA230475 SH9480	3110 Van, Coupe, Station Wagon	6,900.00	Admin	110	01-JUL-2000	9181-610
SEDAN CHEV 4D 2G1WF55E919344274 SH9960	3110 Van, Coupe, Station Wagon	21,025.00	Admin	111	01-JUL-2002	9181-595
TRAILER SHPBLT MSTL 1S9EC11198H364643 S	3120 SUV, Truck (0-10K GVW)	3,455.50	Admin	117	01-JUL-2009	9181-737
TRAILER WT SCALE EC161XVH364302 SH454	3120 SUV, Truck (0-10K GVW)	17,587.38	Admin	117	01-JUL-1998	9883-109
TRUCK CHEV PU 1GCGC33F3XF059719 SH9397	3120 SUV, Truck (0-10K GVW)	32,115.42	Admin	117	01-JUL-1999	9181-561
SEDAN CHEV 4DR 1G1GZG57B58F164806 SHD38	3120 SUV, Truck (0-10K GVW)	25,535.00	Admin	125	01-JUL-2008	9181-726
TRUCK FORD MPVH 1FMFK16549LA000443 SHD7	3120 SUV, Truck (0-10K GVW)	41,726.65	Admin	125	01-JUL-2009	9181-737(2)
TRUCK FORD UT 1FMSU41P43ED13426 SHA923	3120 SUV, Truck (0-10K GVW)	39,993.77	Admin	125	01-JUL-2004	9181-623
VAN GMC RAL 1GKEG25H3RF532871 SH7305	3110 Van, Coupe, Station Wagon	16,145.88	Admin	125	01-JUL-1995	9181-513
TRUCK CHEV PU 1GCEC14T2XZ124137 SH9196	3120 SUV, Truck (0-10K GVW)	20,648.00	Maui	605	01-JUL-1999	9581-230
TRUCK CHEV DP 1GBP7H1J4RJ104017 SH6989	3120 SUV, Truck (0-10K GVW)	45,411.69	Hawaii	507	01-JUL-1994	9682-173
TRUCK FORD DP 1FSYFB0E0SVA10896 SH7218	3120 SUV, Truck (0-10K GVW)	47,554.31	Hawaii	556	01-JUL-1994	9682-176
TRAFFIC SIGNL PRTBLE 109B1A0A761496013	3140 Other Motor Vehicles	33,834.50	Kauai	402	01-JUL-2008	9886-127(2)
TRAFFIC SIGNL PRTBLE 1C9B1A0A561496012	3140 Other Motor Vehicles	33,834.51	Kauai	402	01-JUL-2008	9886-126(2)
TRAILER BRIMA 43YDC10275C039431 SH819	3120 SUV, Truck (0-10K GVW)	8,437.45	Kauai	402	01-JUL-2005	9883-115
MACHINE STRIPING MB5-12 SN399041271	3140 Other Motor Vehicles	11,467.00	Oahu	316	01-JUL-2000	9184-263
TRAILER INTL 1ZFUF0818WB001623 SH493	3120 SUV, Truck (0-10K GVW)	2,520.00	Oahu	316	01-JUL-1999	9183-137
TRUCK FORD 06 1FTWF30P66ED69920 SHC644	3120 SUV, Truck (0-10K GVW)	30,931.75	Oahu	305	01-JUL-2007	9181-702
TRUCK FD INT 1HTSCACL2RH571311 SH6979	3120 SUV, Truck (0-10K GVW)	46,504.96	Maui	604	01-JUL-1994	9582-141
MIXER CONCRETE WORKMAN 250 SN123789	3140 Other Motor Vehicles	2,442.96	Oahu	314	01-JUL-1998	9184-235
MACHINE STRIPING LM GM-201SR	3140 Other Motor Vehicles	60,295.33	Oahu	316	01-JUL-1998	9184-233
CHIPPER MORBARK EZ S/N 2771	3140 Other Motor Vehicles	24,656.33	Maui	603	01-JUL-1996	9584-149
GRADER MOTOR CHAMPION 710A SN30825	3140 Other Motor Vehicles	111,353.45	Hawaii	507	01-JUL-2000	9685-150
ESCAPE FORD 1FMYU96H96KD56285 SHC643	3140 Other Motor Vehicles	34,826.58	Maui	602	01-JUL-2006	9581-217
TRUCK FD F350 CC 1FTWW30P56ED69925 SHC6	3120 SUV, Truck (0-10K GVW)	37,455.00	Maui	604	01-JUL-2007	9581-218
TRUCK CHEVY PU 1GCCS14X4W8236486 SH9074	3120 SUV, Truck (0-10K GVW)	16,443.00	Kauai	402	01-JUL-1999	9881-192
TRUCK FORD FB 1FDXF46P63ED88427 SHB444	3120 SUV, Truck (0-10K GVW)	41,328.90	Kauai	402	01-JUL-2005	9882-132
TRUCK FORD PU 1FTSF20P66ED83910 SHC660	3120 SUV, Truck (0-10K GVW)	38,148.25	Kauai	402	01-JUL-2007	9881-218
TRUCK FORD PU 1FTWW30P16EA03203 SHB923	3120 SUV, Truck (0-10K GVW)	33,836.52	Kauai	402	01-JUL-2006	9881-217

TRUCK GMB FB 1GDE5C1225F528454 SHB985	3120 SUV, Truck (0-10K GVW)	57,894.68	Kauai	402	01-JUL-2006	9882-135
MACHINE STRIPING TRANEX CH220SP K8756	3140 Other Motor Vehicles	44,965.00	Oahu	316	01-JUL-2008	9184-323
CART 08 GOLF TITAN CUSHMAN SN#2647264	3140 Other Motor Vehicles	10,837.69	Oahu	339	01-JUL-2009	9184-327
MESSAGE BOARD SOLAR TECH 09 #181409760	3140 Other Motor Vehicles	29,295.00	Oahu	339	01-JUL-2009	9184-329
LIGHT TOWER INGERSL-RAND TRL MTD 331077	3140 Other Motor Vehicles	12,812.41	Oahu	314	01-JUL-2003	9184-293
TRUCK PTBT VAC-CON 1NPALOOX17D673738 SH	3122 SUV, Truck (20K-45K GVW)	326,148.08	Maui	603	01-JUL-2006	9585-138
TRUCK PTBT UT 1NPZXOTX53D714739 SHA667	3120 SUV, Truck (0-10K GVW)	607,831.53	Maui	607	01-JUL-2003	9582-158
TRAFFIC SIGNAL SYSTEM (2) 1C9GB1A0A6614	3120 SUV, Truck (0-10K GVW)	34,354.64	Hawaii	507	01-JUL-2007	9684-219
TRUCK FORD 1FDWW36R98EE32970 SHD696	3120 SUV, Truck (0-10K GVW)	48,313.21	Hawaii	507	01-JUL-2008	9681-313
TRUCK FORD PU 1FTRX17W52NB19106 SHA463	3120 SUV, Truck (0-10K GVW)	23,684.70	Hawaii	507	01-JUL-2002	9681-284
BOARD MESSAGE SOLARTE 4GM2M15021408509	3140 Other Motor Vehicles	24,601.28	Hawaii	512	01-JUL-2003	9683-133
TRACTOR NEW HOLLAND UT MOWER JS035642	3120 SUV, Truck (0-10K GVW)	44,791.38	Kauai	402	01-JUL-2006	9884-140(2)
TRUCK INT DP 1HTSDADR4YH218406 SH9496	3120 SUV, Truck (0-10K GVW)	78,971.01	Kauai	402	01-JUL-2000	9882-128
WAGON CHEV ST 1G1JC8442R7314950 SH7234	3110 Van, Coupe, Station Wagon	11,860.20	Oahu	306	01-JUL-1995	9181-515
TRUCK GMC DP 1GDK7H1C72J515405 SHA648	3120 SUV, Truck (0-10K GVW)	77,227.59	Oahu	319	01-JUL-2003	9182-252
LOADER/BACKHOE CASE 590SM SN#N5C394588	3140 Other Motor Vehicles	97,916.04	Oahu	321	01-JUL-2006	9185-183
TRUCK CHEV DP 1GBK6H1JXMJ111673 SH5612	3120 SUV, Truck (0-10K GVW)	35,664.04	Oahu	322	01-JUL-1992	9182-193
SUV FORD EX SN# 1FMEU73E98UA15851 SHD21	3120 SUV, Truck (0-10K GVW)	30,756.92	Oahu	329	01-JUL-2008	9181-714
TRUCK FORD PU 1FTRF12W35NA04809 SHB770	3120 SUV, Truck (0-10K GVW)	37,305.33	Oahu	333	01-JUL-2006	9181-650
TRUCK PB TR 1XPFD40X47D673734 SHC439	3120 SUV, Truck (0-10K GVW)	134,190.05	Kauai	402	01-JUL-2007	9882-137
SEDAN FORD 4D 1FALP52U1SA230476 SH9618	3110 Van, Coupe, Station Wagon	6,500.00	Oahu	335	01-JUL-1995	9181-578
SUV FORD UT 1FMZU62KX5ZA62730 SHC839	3110 Van, Coupe, Station Wagon	23,176.94	Admin	250	01-JUL-2006	9181-675
VAN FORD E350 1FMNE31L15HA05889 SHB773	3110 Van, Coupe, Station Wagon	39,084.12	Admin	250	01-JUL-2006	9181-654
TRAILER ZIEM 1ZCE18S203ZP24731 SH792	3120 SUV, Truck (0-10K GVW)	7,812.45	Maui	603	01-JUL-2003	9583-112
VAN CHEV VA 1GNHG35F1V1077787 SH8664	3110 Van, Coupe, Station Wagon	28,948.78	Maui	603	01-JUL-1997	9581-185
BOARD MESSAGE FS ADDCO 1A9H1202VM157401	3140 Other Motor Vehicles	37,000.00	Maui	608	01-JUL-1995	9584-178
TRUCK DODGE PU 1D7HA18N56J201306 958121	3120 SUV, Truck (0-10K GVW)	27,936.28	Maui	608	01-JUL-2007	SH C471
TRUCK CHEV UT 1GBGK24J9NE194985 SH4041	3120 SUV, Truck (0-10K GVW)	27,871.81	Maui	701	01-JUL-1993	9481-111
TRAILER ZIEMAN 1150 A1CT21S286ZP26968	3120 SUV, Truck (0-10K GVW)	11,770.76	Hawaii	507	01-JUL-2007	9683-142
TRUCK CHEV PU 1GCCS19X7WK242357 SH9007	3120 SUV, Truck (0-10K GVW)	18,109.26	Hawaii	507	01-JUL-1999	9681-257
TRUCK FORD PU 1FDNF20P64EE09801 SHB633	3120 SUV, Truck (0-10K GVW)	33,643.38	Hawaii	507	01-JUL-2006	9681-297
TRUCK PTBT UT 1NPZLO0X33D714741 SHA886	3120 SUV, Truck (0-10K GVW)	263,713.78	Hawaii	507	01-JUL-2004	9682-211
TRUCK PTRBLT 2NPRHN8X49M783444 SHD729	3120 SUV, Truck (0-10K GVW)	117,790.83	Hawaii	507	01-JUL-2009	9682-219
TRACTOR CASE UT W/FRT MTD BR JJE1009369	3140 Other Motor Vehicles	37,499.76	Hawaii	512	01-JUL-2000	9684-189

TRACTOR MOWER CASE JX1080U HJT010035	3140 Other Motor Vehicles	64,582.92	Hawaii	515	01-JUL-2004	9684-208
TRAILER SPECTRUM '98 SN1S9BS2420WH36428	3140 Other Motor Vehicles	2,500.00	Hawaii	556	01-JUL-1999	9683-130
TRUCK CUSH UT LCUMH3279LL000720 SH105	3120 SUV, Truck (0-10K GVW)	13,863.11	Hawaii	556	01-JUL-1991	9681-206
SEDAN CHEV CA 1G1JC5244W7335716 SH9076	3110 Van, Coupe, Station Wagon	13,922.79	Kauai	401	01-JUL-1999	9881-194
GENERATOR WELDER MILLER TRLR MOUNTED	3140 Other Motor Vehicles	36,830.00	Kauai	402	01-JUL-2008	9884-144
TRACTOR CASE W/ FRAIL MOWER JJE0924453	3140 Other Motor Vehicles	59,697.54	Kauai	402	01-JUL-1997	9884-131(2)
TRACTOR UTILITY W/SIDE, REAR MOWER HJT1	3120 SUV, Truck (0-10K GVW)	86,301.53	Kauai	402	01-JUL-2008	9884-148(2)
TRUCK CHEV UT 3GNGK26F8XG206132 SH9257	3120 SUV, Truck (0-10K GVW)	33,849.78	Oahu	301	01-JUL-1999	9181-557(2)
SWEEPER JOHNS 1JSVM4H2XRCO41015 SH7424	3140 Other Motor Vehicles	139,500.45	Oahu	311	01-JUL-1995	9185-155
TRK PTBT CY DUMP 09 #INPSLU0X49D788140	3120 SUV, Truck (0-10K GVW)	178,523.29	Oahu	320	01-JUL-2009	9182-277(2)
GRADER MOTOR KOMATSU 830 G380030U210940	3140 Other Motor Vehicles	114,582.60	Oahu	321	01-JUL-2003	9185-175
TRAILER SPEED MONITORING MDL 31009-50	3120 SUV, Truck (0-10K GVW)	9,765.00	Oahu	339	01-JUL-1999	9184-237
TRAILER TRANTEX THERMOPLASTIC TRLR MTD	3120 SUV, Truck (0-10K GVW)	101,350.00	Maui	608	01-JUL-2009	9584-186
TRUCK INTL DP 1HTSCAALXVH496340 SH8799	3120 SUV, Truck (0-10K GVW)	51,184.11	Hawaii	507	01-JUL-1998	9682-186
TRUCK INTL ST 1HTSDAAR81H333469 SH9798	3120 SUV, Truck (0-10K GVW)	89,584.29	Hawaii	507	01-JUL-2001	9682-192
TRUCK INT AER 1HTSDAAR0XH646699 SH9157	3120 SUV, Truck (0-10K GVW)	152,787.63	Kauai	402	01-JUL-1999	9882-127
SWEEPER STERL 49H6WFAA6XHA71218 SH9395	3140 Other Motor Vehicles	152,251.11	Oahu	311	01-JUL-2000	9185-162
TRUCK TR PETERBILT SN#1XPFD40X66D632620	3120 SUV, Truck (0-10K GVW)	115,692.80	Oahu	320	01-JUL-2006	9182-269
GRADER CHAMPION 710A SN157-1645-23437	3140 Other Motor Vehicles	96,243.02	Maui	615	01-JUL-1993	9585-126
TRUCK FORD 06 1FTWF30P56ED69908 SHC646	3120 SUV, Truck (0-10K GVW)	30,931.75	Oahu	339	01-JUL-2007	9181-704
TRUCK FORD BM 3FEXF8013MXA11609 SH9408	3120 SUV, Truck (0-10K GVW)	121,266.15	Oahu	339	01-JUL-1999	9182-231
ESCAPE FORD 1FMCU59H68KB80071 SHD170	3140 Other Motor Vehicles	34,251.87	Maui	602	01-JUL-2006	9581-221
SEDAN CHEV MALIBU 4 DR S/N 1G1ZG57B78F1	3110 Van, Coupe, Station Wagon	26,235.00	Maui	610	01-JUL-2009	9581-224
TRUCK CHEV PU 1GCCS14X1WK253197 SH9105	3120 SUV, Truck (0-10K GVW)	16,102.98	Maui	611	01-JUL-1999	9581-193
LOADER KOMATSU FRONT END WA180-1 12943	3140 Other Motor Vehicles	70,065.85	Maui	615	01-JUL-1993	9585-125
SEDAN FORD 4D 1FAFP52282A196807 SHA451	3110 Van, Coupe, Station Wagon	18,187.83	Admin	106	01-JUL-2003	9181-612
TRUCK FORD IFMPU14576LA83461 SHC483	3120 SUV, Truck (0-10K GVW)	35,632.80	Admin	108	01-JUL-2006	9181-693
TRAILER W/SCALE 159EC16175H364192 SH834	3120 SUV, Truck (0-10K GVW)	27,505.00	Admin	117	01-JUL-2006	9183-159
VAN CHEV 1GNHG35F721243001 SHA537	3110 Van, Coupe, Station Wagon	28,097.50	Admin	117	01-JUL-2003	9181-620
VAN FORD E150 #1FMNE11LX7DB34373 SHD218	3120 SUV, Truck (0-10K GVW)	43,739.25	Admin	117	01-JUL-2009	9181-708
VAN FORD E350 1FMNE31L74HB42866 SHB491	3110 Van, Coupe, Station Wagon	39,765.11	Admin	117	01-JUL-2005	9181-642
TRUCK CHEV UT 3GNGK26F8XG206132 SH9257	3120 SUV, Truck (0-10K GVW)	33,849.78	Admin	125	01-JUL-1999	9181-557
TRUCK FORD 1FMFK16558LS09808 SHD219	3120 SUV, Truck (0-10K GVW)	41,086.76	Admin	125	01-JUL-2009	9181-710
TRUCK CHEV PU 1GCGC33NORJ408472 9181517	3110 Van, Coupe, Station Wagon	22,672.00	Admin	257	01-JUL-1995	SH 7613

SEDAN CHEV 1G1LD55M7SY271838 SH9430	3110 Van, Coupe, Station Wagon	6,100.00	Oahu	306	01-JUL-2000	9181-564(2)
COMPRESSOR SULLAIR SN004-104924	3140 Other Motor Vehicles	11,036.61	Maui	602	01-JUL-1990	9585-122
LOADER BACKHOE CASE 580L JJG0239346	3140 Other Motor Vehicles	76,539.10	Maui	603	01-JUL-1998	9585-130
GRADER CHAMPION 710A SN157-1643-23434	3140 Other Motor Vehicles	96,243.02	Maui	604	01-JUL-1993	9585-127
LOADER CASE WHEEL 521D JEE0135991	3140 Other Motor Vehicles	92,082.74	Maui	604	01-JUL-2005	9585-135
TRUCK FORD PU 1FTRF12W85NA04806 SHB489	3120 SUV, Truck (0-10K GVW)	21,828.39	Maui	604	01-JUL-2005	9581-214
TRUCK INT DP 1HTSCABL3VH453067 SH8546	3120 SUV, Truck (0-10K GVW)	47,434.01	Maui	604	01-JUL-1997	9582-148
TRUCK INT DP 1HTSCAAL7WH496619 SH8742	3120 SUV, Truck (0-10K GVW)	66,500.55	Maui	606	01-JUL-1998	9582-149
TRUCK INT DP 1HTSDADR6XH648999 SH9102	3120 SUV, Truck (0-10K GVW)	67,793.03	Maui	606	01-JUL-1999	9582-151
TRUCK CHEV FB 1GBHC33F6VF027336 SH8663	3120 SUV, Truck (0-10K GVW)	30,488.36	Maui	607	01-JUL-1997	9581-187
TRUCK CHEV PU 1GCEC14V7YZ296649 SH9681	3120 SUV, Truck (0-10K GVW)	24,122.06	Maui	607	01-JUL-2001	9581-208
BOARD MESSAGE ADDCO TRL MTD 537603	3140 Other Motor Vehicles	22,100.00	Maui	608	01-JUL-2003	9484-173
CHIPPER MORBARK EZ S/N 2771	3140 Other Motor Vehicles	24,656.33	Maui	701	01-JUL-1996	9484-110
COMPRESSOR AIR SULLAIR 185DPQ 04-137714	3140 Other Motor Vehicles	14,312.41	Maui	701	01-JUL-2003	9485-110
SPRAYER PT 300EL C191113000078 W/TRAILE	3140 Other Motor Vehicles	9,080.87	Maui	701	01-JUL-2002	9486-104
TRAILER TK UT 1TKC02422NM071620 SH204	3120 SUV, Truck (0-10K GVW)	16,256.30	Maui	701	01-JUL-1993	9483-105
TRAILER ZIEM 1ZCT18E19LZP15973 SH294	3120 SUV, Truck (0-10K GVW)	6,765.84	Maui	701	01-JUL-1990	9483-104
TRUCK FORD PU 1FTRF17W0XKB67057 SH9372	3120 SUV, Truck (0-10K GVW)	21,782.79	Maui	701	01-JUL-1999	9481-110
WELDER GENERATOR MILL 178FE2728RA000438	3140 Other Motor Vehicles	9,533.35	Hawaii	505	01-JUL-1994	9683-121
BACKHOE NEW HOLLAND W/HAMMER LB110B/E20	3140 Other Motor Vehicles	88,541.10	Hawaii	507	01-JUL-2006	9685-165
LOADER JD W/BUCK DW544ED534016	3140 Other Motor Vehicles	68,292.17	Hawaii	507	01-JUL-1992	9685-136
MONITOR SPEED CONTROL TRLMTD S42A020009	3140 Other Motor Vehicles	11,999.00	Hawaii	507	01-JUL-2002	9686-117
TRACTOR NH BOOM MOWER ACP272270	3120 SUV, Truck (0-10K GVW)	101,145.19	Hawaii	507	01-JUL-2007	9684-221
TRACTOR NW HOLLAND UT W/EXT S/R 200553B	3140 Other Motor Vehicles	72,916.20	Hawaii	507	01-JUL-2004	9684-203
TRUCK FORD 1FDWW36R78EE32966 SHD732	3120 SUV, Truck (0-10K GVW)	48,313.21	Hawaii	507	01-JUL-2008	9681-315
TRUCK FORD 1FDWW36R98EE32967 SHD731	3120 SUV, Truck (0-10K GVW)	49,873.21	Hawaii	507	01-JUL-2008	9681-314
TRUCK FORD PU 2FTJW36H5PCB01555 SH8868	3120 SUV, Truck (0-10K GVW)	12,000.00	Hawaii	507	01-JUL-1998	9681-255
TRUCK FORD PU 2FTJW36H9PCB01557 SH8869	3120 SUV, Truck (0-10K GVW)	12,000.00	Hawaii	507	01-JUL-1998	9681-256
TRUCK FORD PU F150 1FTPX14V48FC28355	3120 SUV, Truck (0-10K GVW)	31,912.97	Hawaii	507	01-JUL-2008	9681-307
TRUCK FORD PU F150 1FTRF12V37KD42206	3120 SUV, Truck (0-10K GVW)	28,008.02	Hawaii	507	01-JUL-2007	9681-304
TRUCK FORD PU F150 1FTRF12V77KD42208	3120 SUV, Truck (0-10K GVW)	26,099.70	Hawaii	507	01-JUL-2007	9681-306
TRUCK GMC AER 1GDP7H1C22J502244 SHA341	3120 SUV, Truck (0-10K GVW)	195,218.25	Hawaii	507	01-JUL-2002	9682-195
TRUCK PTBT UT 1NPZLO0X13D714740 SHA603	3120 SUV, Truck (0-10K GVW)	263,713.78	Hawaii	507	01-JUL-2004	9682-210
TRUCK FORD DP 1FDNK64P6MVA29937 9682164	3120 SUV, Truck (0-10K GVW)	31,756.40	Hawaii	507	01-JUL-1992	SH 5065

TRUCK CHEV PU 1GBHC33F6VF025103 SH8684	3120 SUV, Truck (0-10K GVW)	30,494.93	Hawaii	512	01-JUL-1998	9681-308
TRUCK GMC TK 1GDP7H1J8RJ512298 SH7639	3120 SUV, Truck (0-10K GVW)	65,910.40	Hawaii	512	01-JUL-1995	9682-181
TRACTOR CASE W/EXT S&R FLAIL JJE100743	3120 SUV, Truck (0-10K GVW)	60,546.49	Hawaii	512	01-JUL-1999	9684-186(2)
BOARD MESSAGE SOLARTE 4GM2M151721408510	3140 Other Motor Vehicles	24,601.28	Hawaii	513	01-JUL-2003	9683-134
SPRAYER MCGREGOR TRL MOUNTED 335-771	3120 SUV, Truck (0-10K GVW)	20,624.87	Hawaii	513	01-JUL-2009	9686-130
SPRAYER MCGREGOR TRL MOUNTED 335-772	3120 SUV, Truck (0-10K GVW)	20,624.87	Hawaii	514	01-JUL-2009	9686-131
SWEEPER TENNANT 6550-9022	3120 SUV, Truck (0-10K GVW)	45,833.04	Hawaii	514	01-JUL-2002	9684-197
TRACTOR KUBOTA UT W/R MTD FLAIL 10560	3140 Other Motor Vehicles	62,391.57	Hawaii	514	01-JUL-2000	9684-191
TRACTOR NH BOOM MOWER ACP274889	3120 SUV, Truck (0-10K GVW)	101,145.19	Hawaii	514	01-JUL-2007	9684-222
TRAILER ZIEMAN 1ZCT21S292ZP23815 SH769	3140 Other Motor Vehicles	8,020.78	Hawaii	514	01-JUL-2002	9683-132
TRUCK CUSH 3-WHEEL LM2057 SH149	3120 SUV, Truck (0-10K GVW)	25,266.50	Hawaii	514	01-JUL-2002	9681-277
GRADER CASE ART MOTOR HBZ0020107GR84502	3140 Other Motor Vehicles	111,978.45	Hawaii	515	01-JUL-2004	9685-161
TRUCK CHEV DP 1GBP7H1J04J103916 SH6985	3120 SUV, Truck (0-10K GVW)	45,411.69	Hawaii	515	01-JUL-1994	9682-170
TRUCK CHEV PU 1GCEC14V7YZ293539 SH9684	3120 SUV, Truck (0-10K GVW)	24,546.72	Hawaii	515	01-JUL-2001	9681-272
TRUCK INT DP 1HTMKAAL64H652481 SHB161	3120 SUV, Truck (0-10K GVW)	69,676.86	Hawaii	515	01-JUL-2004	9682-199
TRUCK TANK PETERBILT 2NPLHZ8X16M63621	3120 SUV, Truck (0-10K GVW)	134,713.05	Hawaii	515	01-JUL-2006	9682-205
TRUCK VAC-CON 1NPAL00X27D683050 SHC703	3140 Other Motor Vehicles	326,148.08	Hawaii	556	01-JUL-2007	9685-170
TRAILER WT SCALE LODEC L3030 SH438	3120 SUV, Truck (0-10K GVW)	16,110.93	Kauai	401	01-JUL-1997	9883-110
TRUCK FORD PU 1FTPX12V48KC83978 SHD235	3120 SUV, Truck (0-10K GVW)	34,430.89	Kauai	401	01-JUL-2009	9881-227
SWEEPER GMC 1GDM7F1386F431454 SHC575	3140 Other Motor Vehicles	219,109.96	Kauai	402	01-JUL-2006	9885-137
TIPPER REFUSE STAR LSCAA10D53A038841	3140 Other Motor Vehicles	29,982.10	Kauai	402	01-JUL-2005	9881-212(2)
TRACTOR CASE W/FLAIL MOWER JJE0929986	3120 SUV, Truck (0-10K GVW)	59,847.53	Kauai	402	01-JUL-1999	9884-132(2)
TRACTOR CASE W/FLAIL MOWER JJE1018545	3120 SUV, Truck (0-10K GVW)	64,062.09	Kauai	402	01-JUL-2002	9884-136(2)
TRACTOR NEW HOLLAND UT MOWER JS035653	3120 SUV, Truck (0-10K GVW)	44,791.38	Kauai	402	01-JUL-2006	9884-141(2)
TRAILER CHLTN 14DAC08123C001097 SH825	3120 SUV, Truck (0-10K GVW)	2,500.00	Kauai	402	01-JUL-2005	9883-116
TRAILER ZIEMAN 1ZCT21S247ZP27732 SH905	3140 Other Motor Vehicles	9,143.69	Kauai	402	01-JUL-2008	9883-120
TRAILER ZIEMAN 8016E 1ZCE21E224ZP25185 SH805	3140 Other Motor Vehicles	6,734.33	Kauai	402	01-JUL-2004	9883-113
TRAILER ZIEMN 1ZCE20E274ZP25371 SH812	3140 Other Motor Vehicles	8,854.11	Kauai	402	01-JUL-2005	9883-114
TRUCK FORD PU 1FTWW30P46ED69933 SHC736	3120 SUV, Truck (0-10K GVW)	38,601.87	Kauai	402	01-JUL-2007	9881-221
TRUCK FORD PU 1FTWW30P56EA03205 SHB921	3120 SUV, Truck (0-10K GVW)	33,836.53	Kauai	402	01-JUL-2006	9881-215
TRUCK FORD PU 1FTWW32P44ED29684 SHB342	3120 SUV, Truck (0-10K GVW)	33,117.15	Kauai	402	01-JUL-2005	9881-211
TRUCK FORD PU 1FTWW32P74ED29680 SHB341	3120 SUV, Truck (0-10K GVW)	33,117.15	Kauai	402	01-JUL-2005	9881-210
TRUCK FORD PU 1FTYR44U77PA10586 SHC735	3120 SUV, Truck (0-10K GVW)	19,809.33	Kauai	402	01-JUL-2007	9881-219
TRUCK FORD UT 1FMSU41P04ED77884 SHB344	3120 SUV, Truck (0-10K GVW)	40,360.64	Kauai	402	01-JUL-2005	9881-209

TRUCK GMB FB 1GDE5C1265F528165 SHB984	3120 SUV, Truck (0-10K GVW)	57,894.68	Kauai	402	01-JUL-2006	9882-134
TRUCK DOD PU 1D7HG38K84S718546 SHB396	3120 SUV, Truck (0-10K GVW)	22,859.23	Oahu	301	01-JUL-2005	9181-637
TRUCK FORD UT 1FMZU34E9WUA20005 SH9549	3120 SUV, Truck (0-10K GVW)	8,525.00	Oahu	301	01-JUL-1998	9181-571
LIGHTTOWER INGERSOLL-RAND LS 356563	3140 Other Motor Vehicles	11,600.00	Oahu	302	01-JUL-2006	9184-311
TRACTOR FORD TS90 W/MTD FLAIL 199913B	3120 SUV, Truck (0-10K GVW)	72,916.20	Oahu	302	01-JUL-2004	9184-298
TRAILER SPEC 1S9LS1824WH364461 SH498	3120 SUV, Truck (0-10K GVW)	5,800.00	Oahu	302	01-JUL-1999	9183-140
CRANE DROTT MOBILE 6223703	3120 SUV, Truck (0-10K GVW)	20,000.00	Oahu	306	01-JUL-1978	9186-103
SEDAN GMC 4D 1G3AG55M3R6397822 SH7200	3110 Van, Coupe, Station Wagon	13,234.25	Oahu	306	01-JUL-1995	9181-501(2)
TRAILER BOAT 1CXBP1413KS910653 SH291	3120 SUV, Truck (0-10K GVW)	427.08	Oahu	306	01-JUL-1989	9183-120
TRAILER FREUHAUF SEMI FW15025 SH304	3120 SUV, Truck (0-10K GVW)	1,016.19	Oahu	306	01-JUL-1949	9183-103
TRUCK FORK HYSTER A100A 112P16790	3120 SUV, Truck (0-10K GVW)	1,907.82	Oahu	306	01-JUL-1997	9182-222
FORKLIFT 06 KOMATSU FG30HT14 204327A	3140 Other Motor Vehicles	30,728.97	Oahu	309	01-JUL-2007	9186-119
LIGHTTOWER WACKER TRAILER MNTED 5231941	3140 Other Motor Vehicles	9,330.00	Oahu	310	01-JUL-2001	9184-280
SWEEPER GMC 1GDM7F1344F509306 SHB555	3120 SUV, Truck (0-10K GVW)	205,462.03	Oahu	311	01-JUL-2005	9185-181
TRACTOR KW TR 1XKWD29X5KS524167 SH5601	3120 SUV, Truck (0-10K GVW)	72,390.46	Oahu	311	01-JUL-1989	9182-181
TRAILER BOBCT 1S9BC2322YH364112 9183151	3120 SUV, Truck (0-10K GVW)	8,749.94	Oahu	314	01-JUL-2001	9183-151
TRAILER BOBCT 1S9BS2420XH364108 SH718	3120 SUV, Truck (0-10K GVW)	7,276.00	Oahu	314	01-JUL-2000	9183-144
TRUCK INT FB 1HTGGA6T2RH548438 SH7015	3120 SUV, Truck (0-10K GVW)	127,309.63	Oahu	314	01-JUL-1994	9182-208
TRUCK INTL DP 1HTSCAAM72H409692 SHA147	3120 SUV, Truck (0-10K GVW)	64,541.86	Oahu	314	01-JUL-2002	9182-242
WELDER LINCOLN 06 SN#159ES14146H364223	3140 Other Motor Vehicles	31,340.00	Oahu	314	01-JUL-2007	9184-312
LIGHT TOWER INGERSL-RAND TRL MTD 331079	3140 Other Motor Vehicles	12,812.42	Oahu	316	01-JUL-2003	9184-295
LIGHT TOWER INGERSL-RAND TRL MTD 331078	3140 Other Motor Vehicles	12,812.42	Oahu	316	01-JUL-2003	9184-294
MACHINE STRIPING KELLY CRESWELL KCB42T	3140 Other Motor Vehicles	19,344.11	Oahu	316	01-JUL-1994	9184-214
MACHINE STRIPING KELLY CRESWELL SN 8173	3140 Other Motor Vehicles	13,956.72	Oahu	316	01-JUL-2001	9184-277
MACHINE STRIPING KELLY CRESWELL SN 8174	3140 Other Motor Vehicles	13,956.72	Oahu	316	01-JUL-2001	9184-278
TRACTOR TORO GM223-D SN3024390111	3120 SUV, Truck (0-10K GVW)	19,456.97	Oahu	318	01-JUL-1999	9184-251
TRAILER 2008 SPEC 1S9LS18249H364141	3120 SUV, Truck (0-10K GVW)	10,400.69	Oahu	318	01-JUL-2009	9184-351
MOWER 2008 JACOB M#7052B, SN#7052801832	3120 SUV, Truck (0-10K GVW)	87,706.77	Oahu	319	01-JUL-2009	9184-345
TRACTOR TORO GM MDL 325-D 30795 SN90390	3120 SUV, Truck (0-10K GVW)	27,113.59	Oahu	319	01-JUL-2000	9184-260
TRAILER ZM UT 1ZCE18S24XZP20672 SH711	3120 SUV, Truck (0-10K GVW)	6,808.30	Oahu	319	01-JUL-2000	9183-142
TRUCK INT DP 1HTGLAER3YH218405 SH9570	3120 SUV, Truck (0-10K GVW)	102,945.58	Oahu	320	01-JUL-2000	9182-236
MACHINE CURBING AUTOMATIC 150785094	3140 Other Motor Vehicles	6,562.40	Oahu	321	01-JUL-1986	9184-170
TRAILER ZIEMAN SH128	3120 SUV, Truck (0-10K GVW)	6,704.49	Oahu	321	01-JUL-1988	9183-119
TRUCK FORD PU 1FDWF32F91EC47609 SHA125	3120 SUV, Truck (0-10K GVW)	35,349.81	Oahu	321	01-JUL-2002	9181-608

TRK 08 INT DP 1HTWCAAR98J658638 SHD207	3122 SUV, Truck (20K-45K GVW)	112,043.88	Oahu	322	01-JUL-2008	9182-273
TRUCK INTL BM 1HTGELHR9PH469512 SH4205	3120 SUV, Truck (0-10K GVW)	105,858.79	Oahu	322	01-JUL-1993	9182-202
LIGHT PLANT OVER-LOWE TP-5A4-DC 851846/	3140 Other Motor Vehicles	1,700.00	Oahu	323	01-JUL-1985	9184-305
TRUCK DOD PU 1D7HU18PX6J201914 SHC472	3120 SUV, Truck (0-10K GVW)	28,477.94	Oahu	323	01-JUL-2006	9181-690
TRUCK GMC PU 1GTDT19W8Y8267907 SH7737	3120 SUV, Truck (0-10K GVW)	22,161.32	Oahu	323	01-JUL-2001	9181-582
TRUCK CHEV PU 1GCGC33F0VF027212 SH8623	3120 SUV, Truck (0-10K GVW)	27,321.70	Oahu	328	01-JUL-1997	9181-525
TRUCK FORD PU 1FTZR15X3YPB48056 SH9850	3120 SUV, Truck (0-10K GVW)	29,959.18	Oahu	331	01-JUL-2001	9181-589
SEDAN FORD 4D 1FAFP53285A160473 SHB488	3110 Van, Coupe, Station Wagon	14,551.99	Oahu	332	01-JUL-2006	9181-645
SEDAN FORD 4D 1FAFP53285A303681 SHB784	3110 Van, Coupe, Station Wagon	15,940.23	Oahu	332	01-JUL-2006	9181-659
TRUCK CHEV PU 1GCCS19R1J8221186 SH5397	3120 SUV, Truck (0-10K GVW)	23,401.63	Oahu	332	01-JUL-1989	9181-362
TRUCK FORD PU 1FTRF12W15NA04808 SHB771	3120 SUV, Truck (0-10K GVW)	37,305.34	Oahu	332	01-JUL-2006	9181-651
TRUCK FORD PU 1FTWX32F32EC50962 SHA467	3120 SUV, Truck (0-10K GVW)	32,840.18	Oahu	332	01-JUL-2003	9181-615
TRUCK FORD PU 1FTWX32F52EC50963 SHA468	3120 SUV, Truck (0-10K GVW)	32,840.18	Oahu	332	01-JUL-2003	9181-616
WAGON GMC ST 1G3AJ85M6R6398806 SH7205	3110 Van, Coupe, Station Wagon	13,932.33	Oahu	332	01-JUL-1995	9181-503
SEDAN FORD 06 TAURUS 1FAFP53266A262890	3110 Van, Coupe, Station Wagon	24,037.98	Oahu	334	01-JUL-2007	9181-681
SEDAN NISSAN JN1PB11SXFU618087 SH5311	3110 Van, Coupe, Station Wagon	6,780.33	Oahu	334	01-JUL-1985	9181-337
TRUCK DOD PU 1D7HA16N15J604298 SHB716	3120 SUV, Truck (0-10K GVW)	23,352.98	Oahu	338	01-JUL-2006	9181-655
TRUCK FORD PU 1FTWX32F11EC51445 SH9941	3120 SUV, Truck (0-10K GVW)	32,714.45	Oahu	338	01-JUL-2001	9181-600
TRUCK FORD UT 1FMSU41P03ED13424 SHA925	3120 SUV, Truck (0-10K GVW)	39,993.77	Oahu	338	01-JUL-2004	9181-622
WAGON GMC ST 1G3AJ85M5R6400707 SH7204	3110 Van, Coupe, Station Wagon	13,932.33	Oahu	338	01-JUL-1995	9181-507
BOARD ARROW 129815-T1	3140 Other Motor Vehicles	18,893.43	Oahu	339	01-JUL-2000	9184-262
CART 08 GOLF TITAN CUSHMAN SN#2647359	3140 Other Motor Vehicles	10,837.69	Oahu	339	01-JUL-2009	9184-328
FORKLIFT 4000#	3140 Other Motor Vehicles	1,500.00	Oahu	339	01-JUL-1999	9182-229
TRUCK FORD PU 1FDWF30P66ED72523 SHC681	3120 SUV, Truck (0-10K GVW)	35,603.52	Oahu	306	01-JUL-2006	9181-706
LOADER WHEEL KOMATSU WA180-3LY A80497	3140 Other Motor Vehicles	74,634.94	Oahu	320	01-JUL-2000	9185-164
SEDAN FORD 4D 1FAFP53265A303680 SHB787	3110 Van, Coupe, Station Wagon	15,940.24	Admin	270	01-JUL-2006	9181-661
TRUCK FORD ST 1FCXF46F0XEC46765 SH9410	3120 SUV, Truck (0-10K GVW)	76,867.99	Oahu	339	01-JUL-1999	9182-230
TRUCK GMC FB 1GDM7H1J3RJ501258 SH8202	3120 SUV, Truck (0-10K GVW)	80,961.00	Oahu	339	01-JUL-1996	9182-221
TRUCK GMC PU 1GTHC24161E316693 9181606	3120 SUV, Truck (0-10K GVW)	33,246.44	Admin	117	01-JUL-2002	9181-606
BOARD SILENT MESSENGER S/N MB32248	3120 SUV, Truck (0-10K GVW)	25,535.00	Maui	608	01-JUL-2008	95842-18
SWEEPER GMC 1GDM7F1306F431691 SHC576	3140 Other Motor Vehicles	220,359.96	Maui	701	01-JUL-2006	9485-112
TRAILER LIGHT TOWER ALLMAN 0318PRO04	3120 SUV, Truck (0-10K GVW)	9,241.84	Hawaii	507	01-JUL-2006	9684-210
TRUCK CUSHMAN HUALSTER 3-WHEEL LM20777	3120 SUV, Truck (0-10K GVW)	29,974.66	Hawaii	507	01-JUL-2003	9681-290
TRUCK FORD PU 2FTEF15N0SCA29959 SH7816	3120 SUV, Truck (0-10K GVW)	17,799.60	Hawaii	507	01-JUL-1995	9681-234

TRUCK GMC AER 1GDE5C1255F504746 SHB584	3120 SUV, Truck (0-10K GVW)	105,090.72	Hawaii	507	01-JUL-2005	9682-200
SPRAYER JOHN-BEAN DM10E300FE JBO1545NI	3140 Other Motor Vehicles	11,885.99	Hawaii	513	01-JUL-1999	9686-112
SEDAN FORD 4D 1FMRU16W51LB44913 SH9974	3110 Van, Coupe, Station Wagon	32,588.84	Kauai	401	01-JUL-2002	9881-204
TRAILER TK 1TKJ04720M077305 SH874	3140 Other Motor Vehicles	72,382.15	Kauai	402	01-JUL-2007	9883-118
TRK PTBT W/HYD DRK 09 2NPRHN8X09M788852	3120 SUV, Truck (0-10K GVW)	260,226.21	Oahu	305	01-JUL-2009	9182-276(2)
SPRAYER JOHN BEAN DM10E300FEJB2336NJ	3140 Other Motor Vehicles	5,083.29	Oahu	311	01-JUL-2001	9184-276
MOWER 2008 JACOB M#628D, SN#94671402703	3140 Other Motor Vehicles	29,704.00	Oahu	318	01-JUL-2010	9184-348
EXCAVATOR 07 KOMATSU PC138 USLCSN#21539	3140 Other Motor Vehicles	140,131.36	Oahu	320	01-JUL-2008	9185-184
TRAILER BUTLE 1BUD12202Y2002059 SH734	3120 SUV, Truck (0-10K GVW)	5,168.75	Oahu	321	01-JUL-2001	9183-149
TRUCK FORD PU 1FTZR15X5WPA15246 SH9601	3120 SUV, Truck (0-10K GVW)	5,470.00	Oahu	333	01-JUL-1998	9181-576
WELDER MILLER BIG 40 GENERATOR MIL 9071	3140 Other Motor Vehicles	28,695.00	Hawaii	504	01-JUL-2006	9684-212
TRUCK INT DP 1HTMKAALX4H652483 SHB163	3120 SUV, Truck (0-10K GVW)	69,676.86	Hawaii	507	01-JUL-2004	9682-197
VAN CHEV 1GAHG35F611235570 SH9987	3120 SUV, Truck (0-10K GVW)	30,221.17	Admin	117	01-JUL-2002	9181-609
WAGON GMC ST 1G3AJ85M0R6399238 SH7201	3110 Van, Coupe, Station Wagon	13,932.33	Admin	257	01-JUL-1995	9181-505(2)
STRIPER KELLY-CRESSWELL W/TRACTN BDC-1	3140 Other Motor Vehicles	11,190.00	Maui	608	01-JUL-1994	9584-146
TRAFFIC SIGNAL SYSTEM (1) 1C9B1A0A86149	3120 SUV, Truck (0-10K GVW)	34,331.84	Hawaii	507	01-JUL-2007	9684-216
TRAILER FERREI W/SCALE SH270	3120 SUV, Truck (0-10K GVW)	8,936.00	Hawaii	507	01-JUL-1978	9683-108
WAGON FORD EX 1FMSU41F92EC53990 SHA464	3110 Van, Coupe, Station Wagon	38,773.08	Hawaii	507	01-JUL-2002	9681-285
TRUCK FORD W/DUMP1FDWW36P37EA44582 C746	3120 SUV, Truck (0-10K GVW)	48,679.27	Hawaii	512	01-JUL-2006	9682-213
GENERATOR TRL MTD 288844 W/LIGHT TOWER	3140 Other Motor Vehicles	14,280.12	Hawaii	515	01-JUL-1999	9684-184
GENERATOR MULTIQUIP 9.7KW SN5556151	3140 Other Motor Vehicles	4,494.76	Kauai	402	01-JUL-2008	9884-143
TRACTOR KUBOTA UT W/REAR MOWER 11066	3120 SUV, Truck (0-10K GVW)	38,427.84	Kauai	402	01-JUL-2005	9884-138(2)
TRAILER HM UTL UNKNOWN147KXSKNL SH777	3120 SUV, Truck (0-10K GVW)	9,200.00	Kauai	402	01-JUL-2002	9883-112
TRACTOR TORO GM MDL 325-D 30795 SN90176	3120 SUV, Truck (0-10K GVW)	27,207.20	Oahu	302	01-JUL-2000	9184-261
SEDAN CHEV 4D 1G1JC5444P7315965 SH6735	3110 Van, Coupe, Station Wagon	8,889.04	Oahu	306	01-JUL-1994	9181-478
TRUCK GMC UT 1GDHC34F3YF415392 SH9592	3120 SUV, Truck (0-10K GVW)	45,799.14	Oahu	306	01-JUL-2000	9181-577
FORKLIFT TOYOTA 2FG3020424	3140 Other Motor Vehicles	17,115.00	Oahu	309	01-JUL-1981	9182-163
MACHINE LITTER AGLV 4300 SN4300-1437	3140 Other Motor Vehicles	26,562.38	Oahu	318	01-JUL-2000	9186-112
TRUCK PETBILT 2NPLHZ8X176M673736 SHC579	3120 SUV, Truck (0-10K GVW)	117,166.09	Oahu	319	01-JUL-2007	9182-270
TRUCK INT DP 1HTGGAUT6SH641780 SH7380	3120 SUV, Truck (0-10K GVW)	73,413.07	Oahu	320	01-JUL-1995	9182-218
SEDAN CHEV 1G1LD55M7SY271838 SH9430	3110 Van, Coupe, Station Wagon	6,100.00	Admin	280	01-JUL-2000	9181-564
BOARD MESSAGE TRIX SOLAR #MB3-2248 72"X	3140 Other Motor Vehicles	29,955.00	Maui	608	01-JUL-2009	9584-185
TRAFFIC SIGNAL SYSTEM (1) 1C9B1A0A86149	3120 SUV, Truck (0-10K GVW)	34,331.84	Hawaii	507	01-JUL-2007	9684-215
TRAILER LIGHT TOWER ALLMAN 0317PRO04	3120 SUV, Truck (0-10K GVW)	9,241.84	Hawaii	507	01-JUL-2006	9684-209

TRUCK FORD 1FDWW36R08EE32971 SHD689	3120 SUV, Truck (0-10K GVW)	49,873.21	Hawaii	507	01-JUL-2008	9681-310
WAGON CHEV BLZ 1GNDT13W92K219441 SHA538	3110 Van, Coupe, Station Wagon	27,791.67	Hawaii	507	01-JUL-2003	9681-288
COMPRESSOR INGER-RAND 247240	3140 Other Motor Vehicles	12,153.51	Hawaii	513	01-JUL-1995	9685-145
TRUCK FORD PU 1FTPX12V08KC83976 SHD234	3120 SUV, Truck (0-10K GVW)	34,430.89	Kauai	401	01-JUL-2009	9881-225
TRACTOR KUBOTA M8200CCS3 W/MOWER 11073	3140 Other Motor Vehicles	41,727.45	Oahu	302	01-JUL-2004	9184-302
TRACTOR CASE UTILITY W/MOWER JJE1020833	3120 SUV, Truck (0-10K GVW)	39,166.42	Oahu	310	01-JUL-2003	9184-288
TRUCK FORD UT 1FTWW32P53ED35668 SHA926	3120 SUV, Truck (0-10K GVW)	36,186.18	Oahu	310	01-JUL-2004	9181-625
TRUCK FORD 06 1FTRF12VX6NB41044 SHC632	3120 SUV, Truck (0-10K GVW)	24,185.05	Oahu	323	01-JUL-2007	9181-699
TRUCK FORD IFMPU14596LA83459 SHC484	3120 SUV, Truck (0-10K GVW)	35,632.80	Admin	108	01-JUL-2006	9181-694
TRUCK GMC UTILITY 1GDE5C1988F400866 SHD	3120 SUV, Truck (0-10K GVW)	144,603.64	Maui	603	01-JUL-2008	9582-166
TRUCK PICKUP F250 K/CAB S/N 1FTNX20548E	3110 Van, Coupe, Station Wagon	42,978.92	Maui	603	01-JUL-2009	9581-225
BOARD MESSAGE ADDCO TRL MTD 537604	3140 Other Motor Vehicles	22,100.00	Maui	608	01-JUL-2003	9584-174
TRUCK CHEV PU 1GCGC33F9XF061524 SH9306	3120 SUV, Truck (0-10K GVW)	30,391.47	Maui	701	01-JUL-1999	9481-109
TRACTOR KUBOTA W/MOWER SN10897	3140 Other Motor Vehicles	16,789.98	Hawaii	507	01-JUL-1997	9684-180
TRUCK GMC PU 1GTEC14V2YZ323322 SH9669	3120 SUV, Truck (0-10K GVW)	21,327.99	Hawaii	507	01-JUL-2001	9681-271
VAN CHEV 1GBJG31F8X1022678 SH9182	3110 Van, Coupe, Station Wagon	39,554.76	Hawaii	507	01-JUL-1999	9682-188
SPRAYER H1382 SDI 300-14K8M SN51007	3140 Other Motor Vehicles	8,710.88	Hawaii	512	01-JUL-1999	9686-114
TRUCK FORD PU 1FTRF12W75NA63040 SHB594	3120 SUV, Truck (0-10K GVW)	22,075.26	Hawaii	512	01-JUL-2006	9681-295
SEDAN CHEV MALIBU 4D 1G1ZG57B18F164348 SHD384	3110 Van, Coupe, Station Wagon	25,827.00	Kauai	401	01-JUL-2008	9881-229
SIGN CUTTER 42" GRAPHTECH FC7000-100	3140 Other Motor Vehicles	9,752.03	Kauai	402	01-JUL-2008	9886-128(2)
SPRAYER MCGREGOR EQRS-335-773	3140 Other Motor Vehicles	20,624.86	Kauai	402	01-JUL-2009	9886-130(2)
TRUCK INT TK 1HTWKADR24J091021 SHB383	3120 SUV, Truck (0-10K GVW)	116,979.20	Kauai	402	01-JUL-2005	9882-131
TRACTOR KUBOTA W/FL MOWER SN21049	3120 SUV, Truck (0-10K GVW)	41,721.16	Oahu	302	01-JUL-2000	9184-245
TRUCK 08 FORD 1FTWW30R08EC60406 SHD438	3121 SUV, Truck (10K-20K GVW)	41,196.72	Oahu	302	01-JUL-2009	9181-728
SEDAN CHEV 4D 1G1JC5445P7317000 SH6733	3110 Van, Coupe, Station Wagon	8,889.04	Oahu	306	01-JUL-1994	9181-479
TRACTOR KUBOTA MOWER SN10559	3120 SUV, Truck (0-10K GVW)	61,420.51	Oahu	310	01-JUL-2000	9184-266
TRACTOR TORO GM 328D 30627-220000268	3140 Other Motor Vehicles	20,772.70	Oahu	318	01-JUL-2004	9184-296
TRUCK GMC DP 1GDP7H1J3NJ525485 SH7430	3120 SUV, Truck (0-10K GVW)	46,851.55	Oahu	320	01-JUL-1993	9182-201
SUV FORD 06 EXPEDIT. 1FMPU14546LA83465	3110 Van, Coupe, Station Wagon	37,117.26	Oahu	333	01-JUL-2007	9181-698
TRUCK GMC PU 1GTHC24101E216685 SH9876	3120 SUV, Truck (0-10K GVW)	33,246.44	Admin	257	01-JUL-2001	9181-586
TRUCK INT DP 1HTSDARDROVH496618 SHA274	3120 SUV, Truck (0-10K GVW)	66,718.26	Maui	604	01-JUL-1998	9582-150
BOARD MESSAGE WANCO S/N5F12S12128100449	3140 Other Motor Vehicles	21,266.53	Maui	608	01-JUL-2008	9584-190
TRAILER, LANDSCAPE UTILITY	3120 SUV, Truck (0-10K GVW)	3,541.68	Maui	701	01-JUL-2006	94832-10
TRACTOR NH BOOM MOWER ACP272137	3120 SUV, Truck (0-10K GVW)	101,145.18	Hawaii	507	01-JUL-2007	9684-220

TRAILER W/DETACHABLE GOOSENECK 1TKJ0472	3120 SUV, Truck (0-10K GVW)	68,645.00	Hawaii	507	01-JUL-2007	9683-142(2)
TRUCK FORD PU F-350 CREW CAB 1FDWW36P96	3120 SUV, Truck (0-10K GVW)	43,654.12	Hawaii	507	01-JUL-2006	9682-206
TRUCK INT WTR 1HTGEA2R8PH471409 SH4296	3120 SUV, Truck (0-10K GVW)	77,381.50	Hawaii	507	01-JUL-1993	9682-166
TRUCK PETERBT 1NPZX0TX53D714738 SHA681	3120 SUV, Truck (0-10K GVW)	607,831.53	Hawaii	507	01-JUL-2003	9682-196
WAGON FORD EX 1FMSU41P23ED13425 SHA922	3110 Van, Coupe, Station Wagon	40,284.97	Hawaii	507	01-JUL-2004	9681-293
LOADER UNILOADER W/BUCKET MC80B 70189	3140 Other Motor Vehicles	30,208.14	Hawaii	513	01-JUL-2008	9685-176
BOARD MESSAGE SOLARTE 4GM2M151921408514	3140 Other Motor Vehicles	24,601.28	Hawaii	556	01-JUL-2003	9683-138
TRACTOR KUBOTA LUT W/R MTD FLAIL 40354	3140 Other Motor Vehicles	37,061.89	Hawaii	556	01-JUL-2000	9684-192
TRUCK DOD PU 1D7HA16NX5J604297 SHB717	3120 SUV, Truck (0-10K GVW)	25,129.01	Hawaii	556	01-JUL-2006	9681-302
TRAILER TK 1TKFT3023XM085139 SH496	3120 SUV, Truck (0-10K GVW)	46,549.85	Kauai	402	01-JUL-1999	9883-111
TRACTOR TORO GM MDL 325-D 30795 SN00106	3120 SUV, Truck (0-10K GVW)	27,409.10	Oahu	302	01-JUL-2001	9184-270
TRUCK CHEV PU 1GCGC33F8VF028205 SH8622	3120 SUV, Truck (0-10K GVW)	27,321.70	Oahu	302	01-JUL-1997	9181-524
SEDAN CHEV 4D 1G1JC5443P7315150 SH6743	3110 Van, Coupe, Station Wagon	8,889.04	Oahu	306	01-JUL-1994	9181-477
TRUCK CHEV PU 1GCCS1449R8180068 SH7043	3120 SUV, Truck (0-10K GVW)	10,554.44	Oahu	306	01-JUL-1994	9181-496(2)
TRUCK IN UT 1HTSDAAN7YH212102 SH9513	3120 SUV, Truck (0-10K GVW)	114,857.47	Oahu	306	01-JUL-2000	9182-234
TRACTOR FORD TS90 W/MTD FLAIL 200222B	3120 SUV, Truck (0-10K GVW)	72,916.20	Oahu	310	01-JUL-2004	9184-299
TRK 08 GMC/AER 1GDE5C1908F400294 SHD228	3121 SUV, Truck (10K-20K GVW)	145,360.76	Oahu	319	01-JUL-2008	9182-272
TRUCK FORD PU 1FTWX32F21EC51440 SH9971	3120 SUV, Truck (0-10K GVW)	32,714.45	Oahu	319	01-JUL-2002	9181-601
TRUCK CHEV DP 16BP7H1J4RJ103790 SH6884	3120 SUV, Truck (0-10K GVW)	45,411.60	Oahu	321	01-JUL-1994	9182-207
TRUCK INT DP 1HTGGA2T6R571307 SH6713	3120 SUV, Truck (0-10K GVW)	72,290.34	Oahu	321	01-JUL-1994	9182-204
TRUCK DOD PU JD7HU18P66J201912 SHC474	3120 SUV, Truck (0-10K GVW)	28,477.94	Oahu	323	01-JUL-2006	9181-688
TRUCK FORD PU 1FTZR15U4WPA05345 SH9548	3120 SUV, Truck (0-10K GVW)	5,470.00	Oahu	333	01-JUL-1998	9181-569
TRUCK FORD PU 1FTZR15U8WPA05347 SH9551	3120 SUV, Truck (0-10K GVW)	5,470.00	Oahu	333	01-JUL-1998	9181-570
SEDAN 08 CHEV 1G1ZG57B98F163920 SHD367	3110 Van, Coupe, Station Wagon	25,535.00	Oahu	336	01-JUL-2009	9181-720
VAN FORD ECON 1FTHE242XVHB09474 SH8704	3110 Van, Coupe, Station Wagon	20,000.00	Oahu	339	01-JUL-1997	9181-545
SWEEPER GMC 1GDM7F1386F431454 SHC574	3140 Other Motor Vehicles	219,109.96	Maui	603	01-JUL-2006	9585-137
BOARD MESSAGE ADDCO TRL MTD 585967	3140 Other Motor Vehicles	32,885.21	Hawaii	507	01-JUL-2000	9683-131
BOARD MESSAGE SOLARTE 4GM2M151921208511	3140 Other Motor Vehicles	24,601.28	Hawaii	507	01-JUL-2003	9683-135
BOARD MESSAGE SOLARTE 4GM2M151921208512	3140 Other Motor Vehicles	24,601.28	Hawaii	507	01-JUL-2003	9683-136
BOARD MESSAGE W/RL SN1A9MS1510TA378129	3120 SUV, Truck (0-10K GVW)	32,925.88	Hawaii	507	01-JUL-1999	9683-128
GRADER GALION KOMATSU 830 U210932	3140 Other Motor Vehicles	115,624.26	Hawaii	507	01-JUL-2003	9685-160
JEEP LBTY SPT 1J4GK48K05W652122 SHB718	3110 Van, Coupe, Station Wagon	21,407.15	Hawaii	507	01-JUL-2006	9681-300
JEEP LBTY SPT 1J4GK48K25W652123 SHB719	3110 Van, Coupe, Station Wagon	21,407.15	Hawaii	507	01-JUL-2006	9681-301
TRACTOR CASE FLAIL MOWER JJE0908218	3120 SUV, Truck (0-10K GVW)	51,723.09	Hawaii	507	01-JUL-1996	9684-176

SEDAN CHEV 4D 1G1ND52J72M722857 SHA534	3110 Van, Coupe, Station Wagon	15,784.17	Kauai	401	01-JUL-2003	9881-205
TRACTOR TORO GM MDL 325-D 30795 SN90268	3120 SUV, Truck (0-10K GVW)	27,113.59	Oahu	310	01-JUL-2000	9184-259
TRAILER SPEC 1S9L1828WH364459 SH499	3120 SUV, Truck (0-10K GVW)	5,800.00	Oahu	310	01-JUL-1999	9183-138
TRUCK CHEV PU 1GCHD34J0FF444366 SH8396	3120 SUV, Truck (0-10K GVW)	1,600.00	Oahu	310	01-JUL-1997	9181-520
TRUCK FORD PU 1FTSF31P64EE09701 SHB766	3120 SUV, Truck (0-10K GVW)	31,165.37	Oahu	310	01-JUL-2006	9181-647
LIGHTTOWER WACKER LTP4Z SN5112668-7636	3140 Other Motor Vehicles	10,622.00	Oahu	314	01-JUL-2000	9184-269
WAGON TOYO ST JTSFJ80W3N0044046 SH9003	3110 Van, Coupe, Station Wagon	20,312.00	Oahu	334	01-JUL-1999	9181-549
TRUCK FORD PU 1FTWX32F72EC50964 SHA469	3120 SUV, Truck (0-10K GVW)	32,840.18	Oahu	335	01-JUL-2003	9181-617
TRUCK FORD 1FMPU14596LA83459 9181694	3120 SUV, Truck (0-10K GVW)	35,632.80	Admin	125	01-JUL-2006	SH 484
TRUCK FORD 1FMPU14596LA83461 9181693	3120 SUV, Truck (0-10K GVW)	35,632.80	Admin	125	01-JUL-2006	SH 483
SEDAN CHEV 4DR 1G1ZG57B18F162857 SHD371	3120 SUV, Truck (0-10K GVW)	25,535.00	Admin	126	01-JUL-2008	9181-724
SEDAN CHEV 4DR 1G1GZ57BX8F159519 SHD370	3110 Van, Coupe, Station Wagon	25,535.00	Admin	203	01-JUL-2008	9181-723
SEDAN FORD 4D 1FAFP53285A303678 SHB785	3110 Van, Coupe, Station Wagon	15,940.23	Admin	270	01-JUL-2006	9181-660
TRUCK CHEV PU 1GCCS1449R8180068 SH7043	3120 SUV, Truck (0-10K GVW)	10,554.44	Admin	270	01-JUL-1994	9181-496
VAN FORD E350 1FMNE31566DB02148 SHC659	3110 Van, Coupe, Station Wagon	39,752.87	Admin	275	01-JUL-2006	9181-701
LOADER KOMATSU FRONT END S/N 12944	3140 Other Motor Vehicles	70,065.85	Maui	603	01-JUL-1993	9585-141
TRAILER ZIEM 1ZCT31A21PZP17416 SH 335	3120 SUV, Truck (0-10K GVW)	15,890.07	Maui	603	01-JUL-1993	9583-107
TRUCK GMC FB 1GDM7H1J8RJ502423 SH8203	3120 SUV, Truck (0-10K GVW)	80,861.00	Maui	603	01-JUL-2005	9582-164
TRUCK INT DP 1HTSDPCR8PH469514 SH403	3120 SUV, Truck (0-10K GVW)	46,157.69	Maui	603	01-JUL-1993	9582-137
TRUCK MACK DP 1M2AY80C7MM005597 SH5609	3120 SUV, Truck (0-10K GVW)	70,952.31	Maui	603	01-JUL-1991	9582-162
SPRAYER MCGREGGOR W/TRAILER S/N RS33570	3140 Other Motor Vehicles	25,812.33	Maui	604	01-JUL-2006	9584-182
TRACTOR KUBOTA M8200CCS W/ MOWER 10776	3120 SUV, Truck (0-10K GVW)	44,541.77	Maui	604	01-JUL-2002	9584-163
SPRAYER PT 300EL C19131300079 W/TRAILE	3140 Other Motor Vehicles	9,080.87	Maui	605	01-JUL-2002	9586-114
TRACTOR CASE CX80 W/MOWER JJE1020914	3120 SUV, Truck (0-10K GVW)	73,124.53	Maui	605	01-JUL-2003	9584-169
TRACTOR CASE CX90 W/MOWER JJE1018544	3120 SUV, Truck (0-10K GVW)	64,062.09	Maui	605	01-JUL-2002	9584-165
TRUCK CHEV DP 1GBP7H1J1RJ103701 SH6952	3120 SUV, Truck (0-10K GVW)	45,203.27	Maui	605	01-JUL-1994	9582-139
TRUCK FORD PUP S/N 1FTRF12V28KE91661 SH	3120 SUV, Truck (0-10K GVW)	29,050.70	Maui	606	01-JUL-2009	9581-227
TRUCK INT DP 1HTGEATR2XH212154 SH9584	3120 SUV, Truck (0-10K GVW)	134,578.88	Maui	607	01-JUL-2000	9582-155
WELDER MILLER KE700622 ON TRILER	3140 Other Motor Vehicles	9,533.35	Maui	607	01-JUL-1995	9584-145
TRUCK FORD UT 1FDSF30F82EC92916 SHA691	3120 SUV, Truck (0-10K GVW)	36,144.67	Maui	608	01-JUL-2003	9581-212
JEEP CHEROKEE 1J4FT27S2SL578124 SH9247	3120 SUV, Truck (0-10K GVW)	24,008.18	Maui	611	01-JUL-1999	9581-201
WAGON CHEV ST 1GNGK26K4RJ395960 SH7020	3110 Van, Coupe, Station Wagon	25,260.57	Maui	612	01-JUL-1994	9581-182
SPRAYER MCGREGGOR HERB SKID MTD RS30070	3140 Other Motor Vehicles	21,979.03	Maui	615	01-JUL-2006	9584-183
TRACTOR CASE CX80 W/MOWER JJE1020834	3120 SUV, Truck (0-10K GVW)	73,124.53	Maui	615	01-JUL-2003	9584-168

TRACTOR KUBOTA W/MOWER M8200CCS3 11078	3120 SUV, Truck (0-10K GVW)	42,351.81	Maui	615	01-JUL-2004	9584-177
TRACTOR KUBOTA W/MOWER SN10564	3120 SUV, Truck (0-10K GVW)	35,966.59	Maui	615	01-JUL-2000	9584-160
TRUCK INT DP 1HTSCABL6XH649040 SH9103	3120 SUV, Truck (0-10K GVW)	51,837.86	Maui	615	01-JUL-1999	9582-152
TRUCK INT FLT BD DUMP 1HTMKAAL79A120339	3120 SUV, Truck (0-10K GVW)	117,502.29	Maui	615	01-JUL-2009	9582-168
TRUCK MACK DP 1M2AY80C5MM005596 SH5608	3120 SUV, Truck (0-10K GVW)	70,952.31	Maui	615	01-JUL-1991	9582-161
FORKLIFT CAT V-50D 3EC03766	3140 Other Motor Vehicles	4,583.30	Maui	701	01-JUL-1988	9485-111
LOADER/BACKHOE NH W/FRNT BKT 013016320	3120 SUV, Truck (0-10K GVW)	70,720.00	Maui	701	01-JUL-2005	9485-113
ROLLER TANDEM CAT 06LF00285	3140 Other Motor Vehicles	21,013.01	Maui	701	01-JUL-1990	9485-107
TRAILER CHILT 14DAC0819XC000230 SH719	3120 SUV, Truck (0-10K GVW)	12,000.00	Maui	701	01-JUL-2000	9483-107
TRUCK CHEV DP 1GBP7H1J3RJ104008 SH7018	3120 SUV, Truck (0-10K GVW)	45,411.69	Maui	701	01-JUL-1994	9482-108
MOWER HONDA 16HP ZERO TURN SN 10010412	3140 Other Motor Vehicles	4,479.14	Hawaii	507	01-JUL-2010	9684-230
TRACTOR KUBOTA UT W/R MTD FLAIL 40359	3140 Other Motor Vehicles	37,061.89	Hawaii	507	01-JUL-2000	9684-193
TRAILER BCT16-7500 TH364407 SH446	3140 Other Motor Vehicles	10,000.00	Hawaii	507	01-JUL-1997	9683-126
TRAILER CMI LK 1B4L38239V1121666 SH462	3120 SUV, Truck (0-10K GVW)	51,105.37	Hawaii	507	01-JUL-1998	9683-127
TRUCK CHEV PU 1GCCS19XXWK241364 SH9008	3120 SUV, Truck (0-10K GVW)	18,109.26	Hawaii	507	01-JUL-1999	9681-259
TRUCK FORD PU 1FDWW36P04EE09800 SHB596	3120 SUV, Truck (0-10K GVW)	40,300.47	Hawaii	507	01-JUL-2006	9682-201
TRUCK GMC SWEEPER 1GDM7F1336F429132	3120 SUV, Truck (0-10K GVW)	238,558.19	Hawaii	507	01-JUL-2007	9685-169
TRUCK INT DP 1HTSCABL7SH663117 SH7815	3120 SUV, Truck (0-10K GVW)	74,799.46	Hawaii	507	01-JUL-1995	9682-182
TRUCK INT DP 1HTSDADR3XH222784 SH9434	3120 SUV, Truck (0-10K GVW)	76,919.22	Hawaii	507	01-JUL-2000	9682-190
TRUCK INT 1HTGELG9MH395506 TD HWY K10-1	3120 SUV, Truck (0-10K GVW)	103,972.68	Hawaii	507	01-JUL-1992	5119
COMPRESSOR INGERSOLL-RAND 192613	3140 Other Motor Vehicles	43,345.14	Hawaii	509	01-JUL-1992	9685-137
TRUCK INT DP 1HTSCABM3SH658117 SH7432	3120 SUV, Truck (0-10K GVW)	33,592.01	Hawaii	512	01-JUL-1995	9682-180
TRUCKSTER CUS 1CHMH327XYL003003 SH146	3120 SUV, Truck (0-10K GVW)	25,266.50	Hawaii	512	01-JUL-2001	9681-274
TRUCK FORD PU 1FDWW36P44EE09797 SHB599	3120 SUV, Truck (0-10K GVW)	39,258.81	Hawaii	514	01-JUL-2006	9682-204
TRUCK FORD PU 1FTRF12W05NA63039 SHB595	3120 SUV, Truck (0-10K GVW)	22,075.26	Hawaii	514	01-JUL-2006	9681-296
TRUCK INTER DUMP 1HTMKAAL67H447201	3120 SUV, Truck (0-10K GVW)	81,037.99	Hawaii	514	01-JUL-2007	9682-208
TRACTOR KUBOTA M8200CCS W/MOWER 10714	3120 SUV, Truck (0-10K GVW)	69,891.92	Hawaii	515	01-JUL-2001	9684-194
TRAILER ZIEM 1ZCT29B25PZP17466 SH350	3120 SUV, Truck (0-10K GVW)	10,513.57	Hawaii	515	01-JUL-1994	9683-120
TRUCK DOD PU 1D7HA16N35J604299 SHB715	3120 SUV, Truck (0-10K GVW)	25,129.00	Hawaii	515	01-JUL-2006	9681-299
TRAILER TR KG 1TKJ04323KM043812 SH269	3120 SUV, Truck (0-10K GVW)	26,666.75	Hawaii	556	01-JUL-1990	9683-119
TRUCK CHEV PU 1GBHC33F3VF025446 SH8686	3120 SUV, Truck (0-10K GVW)	30,494.93	Hawaii	556	01-JUL-1998	9681-250
TRUCK FORD PU 1FRT12V97KD42209 SHD172	3120 SUV, Truck (0-10K GVW)	25,183.04	Kauai	401	01-JUL-2008	9881-222
TRUCK FORD PU 1FTPX14U68FC28356 SHD608	3120 SUV, Truck (0-10K GVW)	31,912.97	Kauai	401	01-JUL-2010	9881-232
BOAT TRAILER 5FMBT2J1151507317 SH861	3140 Other Motor Vehicles	1,015.62	Kauai	402	01-JUL-2007	9883-117

CHIPPER BRUSH MORBARK SN03327	3140 Other Motor Vehicles	30,103.97	Kauai	402	01-JUL-2000	9886-108
TRUCK DODG PU 3D7MA48C14G117954 SHB205	3120 SUV, Truck (0-10K GVW)	34,060.20	Kauai	402	01-JUL-2004	9881-207
TRUCK INT DP 1HTSCABL8XH649041 SH9486	3120 SUV, Truck (0-10K GVW)	59,689.32	Kauai	402	01-JUL-1999	9882-126
GRADER TENNANT ATLV4300	3140 Other Motor Vehicles	29,421.21	Oahu	302	01-JUL-1999	9186-111
TRACTOR KUBOTA M8200CCS W/ MOWER 11073	3120 SUV, Truck (0-10K GVW)	41,727.45	Oahu	304	01-JUL-2004	9184-302(2)
COMPRESSOR AIRMAN 185-CFM PDS185S	3140 Other Motor Vehicles	13,395.00	Oahu	305	01-JUL-2001	9185-165
WAGON CHEV ST 1G1JC8445R7317633 SH7233	3110 Van, Coupe, Station Wagon	11,860.19	Oahu	306	01-JUL-1995	9181-514(2)
TRAILER WATER OMCO DTF450BSR20506506	3120 SUV, Truck (0-10K GVW)	131,989.64	Oahu	311	01-JUL-2006	9183-158
TRUCK VOLVO 4V5KC9UF92N329529 SHA162	3120 SUV, Truck (0-10K GVW)	267,290.45	Oahu	311	01-JUL-2002	9185-171
LIGHTTOWER 08 LT-12D SN#906099	3140 Other Motor Vehicles	10,994.76	Oahu	312	01-JUL-2009	9184-332
TRACTOR KUBOTA MOWER SN10561	3120 SUV, Truck (0-10K GVW)	61,420.51	Oahu	312	01-JUL-2000	9184-267
TRACTOR KUBOTA W/FL MOWER SN21047	3120 SUV, Truck (0-10K GVW)	41,721.16	Oahu	312	01-JUL-2000	9184-244
TRUCK CHEV PU 1GCG34J5FF425498 SH8711	3120 SUV, Truck (0-10K GVW)	1,600.00	Oahu	312	01-JUL-1998	9181-540
TRUCK DOD PU 1B7JE26X5PS257238 SH9711	3120 SUV, Truck (0-10K GVW)	5,900.00	Oahu	312	01-JUL-2001	9181-584
LOADER TRACTOR CATRPILAR 939C C6DS01575	3140 Other Motor Vehicles	94,008.36	Oahu	314	01-JUL-2005	9185-179
TRUCK 08 FORD F350 SN#1FTWW30R38EE55710	3121 SUV, Truck (10K-20K GVW)	45,210.46	Oahu	316	01-JUL-2009	9181-731
TRACTOR FORD TS90 W/MTD FLAIL 199806B	3120 SUV, Truck (0-10K GVW)	72,916.20	Oahu	318	01-JUL-2004	91842-97
TRACTOR KUBOTA M8200CCS3 W/MOWER 11071	3140 Other Motor Vehicles	41,727.45	Oahu	318	01-JUL-2004	9184-301
TRUCK FORD PU 1FTWW32F51EC84032 SHA109	3120 SUV, Truck (0-10K GVW)	35,510.40	Oahu	318	01-JUL-2002	9181-605
TRUCK GMC DP 1GDJ6C13X5F500437 SHB650	3120 SUV, Truck (0-10K GVW)	73,592.38	Oahu	318	01-JUL-2005	9182-264
TRAILER ZIEMN 1ZCT21T261ZP23378 SH760	3120 SUV, Truck (0-10K GVW)	8,609.32	Oahu	319	01-JUL-2002	9183-155
LOADER BACKHOE JD 310SE T0310SE848978	3140 Other Motor Vehicles	69,434.97	Oahu	320	01-JUL-1999	9185-161
TRAILER TR KG SN# 1TKJ047256M103637 SH8	3120 SUV, Truck (0-10K GVW)	68,894.15	Oahu	320	01-JUL-2006	9183-161
POTHOLE 07 PATCHER PP-002-1207	3140 Other Motor Vehicles	288,871.90	Oahu	321	01-JUL-2008	9185-185
TRAILER ZM 1ZCE18S26XZP20673 SH710	3120 SUV, Truck (0-10K GVW)	6,808.30	Oahu	321	01-JUL-2000	9183-143
LIGHT PLANT OVER-LOWE TP-5A4-DC 851824/	3140 Other Motor Vehicles	1,700.00	Oahu	323	01-JUL-1985	9184-303
SEDAN CHEV 4D 1G1ND52J9Y6256443 SH9636	3120 SUV, Truck (0-10K GVW)	17,485.30	Oahu	330	01-JUL-2000	9181-581
SEDAN 08 CHEV 1G1ZG57B18F165175 SHD369	3110 Van, Coupe, Station Wagon	25,535.00	Oahu	331	01-JUL-2009	9181-722
TRUCK DOD PU 1D7HA16P36J200731 SHC772	3120 SUV, Truck (0-10K GVW)	22,772.77	Oahu	331	01-JUL-2009	9181-685
WAGON TOY STA JT3FJ62G8J0090489 SH5279	3110 Van, Coupe, Station Wagon	12,069.79	Oahu	332	01-JUL-1990	9181-385
TRUCK FORD PU 1FTYR44V43TA01225 SHB414	3120 SUV, Truck (0-10K GVW)	18,500.25	Oahu	333	01-JUL-2005	9181-634
TRUCK FORD PU 2FTPX17ZXYCA99791 SH9852	3120 SUV, Truck (0-10K GVW)	32,342.98	Oahu	333	01-JUL-2001	9181-591
TRUCK TOYO PU 4TAWN72NXTX103533 SH9002	3120 SUV, Truck (0-10K GVW)	15,171.04	Oahu	334	01-JUL-1999	9181-547
TRUCK TOYO PU 4TAWN72NXTZ118386 SH9004	3120 SUV, Truck (0-10K GVW)	15,171.04	Oahu	334	01-JUL-1999	9181-548

TRAILER SPEED MONITORING MDL 31009-50	3120 SUV, Truck (0-10K GVW)	9,765.00	Oahu	339	01-JUL-1999	9184-238
TRUCK 08 GMC J8DE5W16X97900243 SHD682	3121 SUV, Truck (10K-20K GVW)	139,427.41	Oahu	339	01-JUL-2009	9182-275
TRUCK CHEV PU 1GCCS1444R8178969 SH7050	3120 SUV, Truck (0-10K GVW)	10,554.49	Oahu	339	01-JUL-1994	9181-492(2)
TRUCK GMC PU 1GTHK39F4RE503732 SH8250	3120 SUV, Truck (0-10K GVW)	143,457.00	Oahu	339	01-JUL-1996	9181-518
SCAFFOLD POWER CLIMBER PLATFORM	3140 Other Motor Vehicles	33,998.72	Hawaii	509	01-JUL-2007	9686-124
SCAFFOLD POWER CLIMBER PLATFORM	3140 Other Motor Vehicles	33,998.72	Hawaii	509	01-JUL-2007	9686-125
SCAFFOLD SUSPENDED POWER CLIMBER 005001	3140 Other Motor Vehicles	27,546.63	Hawaii	509	01-JUL-2005	9686-120
SCAFFOLD SUSPENDED POWER CLIMBER 005002	3140 Other Motor Vehicles	27,546.64	Hawaii	509	01-JUL-2005	9686-121
SCAFFOLD SUSPENDED POWER CLIMBER 005003	3140 Other Motor Vehicles	27,546.64	Hawaii	509	01-JUL-2005	9686-122
LOADER MELROE-BOBCAT 763 SN512230785	3140 Other Motor Vehicles	23,624.00	Hawaii	514	01-JUL-1999	9685-149
SPRAYER JOHN-BEAN DM10E300FE JB01531NI	3140 Other Motor Vehicles	11,886.00	Hawaii	514	01-JUL-1999	9686-113
TRUCK FORD PU 1FTYR45E52PB00478 SHA461	3120 SUV, Truck (0-10K GVW)	23,426.75	Maui	609	01-JUL-2003	9581-211
TRUCK FORD PUP S/N 1FTRF12V48KE91662 SH	3120 SUV, Truck (0-10K GVW)	26,314.05	Maui	609	01-JUL-2009	9581-226
TRUCK INT DP 1HTSCABL1VH453066 SH8545	3120 SUV, Truck (0-10K GVW)	47,434.01	Maui	801	01-JUL-1997	9382-104
LOADER KOMATSU FRONT END WHEEL WA200L5Y	3140 Other Motor Vehicles	100,793.10	Hawaii	507	01-JUL-2007	9685-167
TRUCK CHEV FB 1GBHC34F7XF006304 SH9156	3120 SUV, Truck (0-10K GVW)	32,810.40	Hawaii	507	01-JUL-1999	9681-265
TRUCK CHEV PU 1GCCS19W228229465 SHA539	3120 SUV, Truck (0-10K GVW)	18,744.68	Hawaii	507	01-JUL-2003	9681-289
FLOODLIGHT MAGNUM 4060K-MH SN93294	3140 Other Motor Vehicles	10,610.40	Oahu	302	01-JUL-1994	9184-213
TRUCK GMC DP 1GDK7H1C22J502285 SHA439	3120 SUV, Truck (0-10K GVW)	75,362.55	Oahu	302	01-JUL-2003	9182-248
TRUCK FORD PU 1FTSF30P86EA19557 SHB844	3120 SUV, Truck (0-10K GVW)	29,770.77	Oahu	316	01-JUL-2006	9181-664
TRUCK FORD SUV 1FMEU73E78UA15850 SHD210	3120 SUV, Truck (0-10K GVW)	41,704.56	Admin	135	01-JUL-2008	9181-713
ROLLER CASE DV202 SN DDD0000234	3140 Other Motor Vehicles	34,838.31	Maui	603	01-JUL-2005	9585-136
TRACTOR KUBOTA W/ FLAIL MOWER 10712	3120 SUV, Truck (0-10K GVW)	69,891.92	Maui	604	01-JUL-2001	9584-162
TRUCK INT DP 1HTSCAAN3XH212101 SH9498	3120 SUV, Truck (0-10K GVW)	62,454.30	Maui	605	01-JUL-2000	9582-153
TRUCK INT TK 1HTSDADR3VH454265 SH8560	3120 SUV, Truck (0-10K GVW)	110,654.04	Hawaii	507	01-JUL-1998	9682-183
WAGON CHER 1J4FT28S2XL578123 SH9278	3110 Van, Coupe, Station Wagon	23,740.48	Hawaii	507	01-JUL-1999	9681-267
SWEEPER TENNAN VACUUM SN3551650	3140 Other Motor Vehicles	1,666.67	Hawaii	512	01-JUL-2003	9684-198
TRAILER ZIEMAN 1150 1ZCT21S2X6ZP26969 S	3120 SUV, Truck (0-10K GVW)	11,770.76	Hawaii	512	01-JUL-2007	9683-140
TRAILER BCT 16-7500 TH364408 SH442	3140 Other Motor Vehicles	10,000.00	Hawaii	513	01-JUL-1977	9683-125
TRUCK CHEV FB 1GBHC33F1PJ388456 SH6953	3120 SUV, Truck (0-10K GVW)	24,588.47	Hawaii	513	01-JUL-1994	9681-230
SPRAYER H1383 SDI 300-14K8M SN51008	3140 Other Motor Vehicles	8,710.88	Hawaii	556	01-JUL-1999	9686-115
TRACTOR CASE SWEEPSTER SNJJE1020831	3140 Other Motor Vehicles	40,364.33	Hawaii	556	01-JUL-2003	9684-200
TRACTOR INTER 1HSXRAPT17J447216 SHC593	3140 Other Motor Vehicles	130,237.60	Hawaii	556	01-JUL-2007	9682-209
GRADER MOTOR CHAMPION SN30826	3140 Other Motor Vehicles	106,561.82	Kauai	402	01-JUL-2000	9885-128

MESSAGE BOARD SOLARTECH 21408503	3140 Other Motor Vehicles	24,921.28	Kauai	402	01-JUL-2003	9886-113(2)
WELDER/GEN LINCOLN RANGER U1080112898	3120 SUV, Truck (0-10K GVW)	36,933.14	Kauai	402	01-JUL-2010	9884-154(2)
TRASHBUMP GORMAN-RUPP PA6A60 001160590	3140 Other Motor Vehicles	39,893.49	Oahu	311	01-JUL-2001	9186-114
TRUCK FORD PU 1FTSF30P66EA 19556 SHB843	3120 SUV, Truck (0-10K GVW)	29,770.77	Oahu	311	01-JUL-2006	9181-663
TRAILER ZIEMN 1ZCE18S271ZP23136 SH758	3120 SUV, Truck (0-10K GVW)	8,958.28	Oahu	312	01-JUL-2002	9183-154
TRUCK CHEV PU 1GCBS14R5H2231624 SH5393	3120 SUV, Truck (0-10K GVW)	9,035.88	Oahu	318	01-JUL-1988	9181-355
TRUCK FORD PU 1FTSF30P84ED37126 SHB385	3120 SUV, Truck (0-10K GVW)	30,848.43	Oahu	318	01-JUL-2005	9181-633
TRUCK GMC PU 1GTDT19W8Y8267907 SH7727	3120 SUV, Truck (0-10K GVW)	22,161.32	Oahu	323	01-JUL-2001	9181-583
2008 GMC TRUCK MODEL C7500 W/1000 GAL.	3120 SUV, Truck (0-10K GVW)	182,777.65	Hawaii	507	01-JUL-2008	9682-215
FLAT BED W/DUMP 1GDE5C39X9F404805 SHD794	3120 SUV, Truck (0-10K GVW)	84,792.17	Kauai	402	01-JUL-2009	9882-138
TANKER GMC WT 1GDP7H1J8RJ512351 SH7384	3140 Other Motor Vehicles	65,910.40	Maui	606	01-JUL-1995	9582-143
VAN CHEV 1GBJG31F8X1014872 SH9183	3110 Van, Coupe, Station Wagon	39,554.76	Hawaii	507	01-JUL-1999	9682-189
VAN GMC SAF 1GKDM15Z1RB542846 SH7303	3110 Van, Coupe, Station Wagon	15,099.00	Admin	250	01-JUL-1995	9181-512(2)
VAN CHEV 1GCHG39F0V1053533 SH8798	3110 Van, Coupe, Station Wagon	52,885.91	Oahu	305	01-JUL-1998	9181-543
TRUCK FORD PU 1FTWF30P96EA26082 SHB998	3120 SUV, Truck (0-10K GVW)	36,706.92	Oahu	311	01-JUL-2006	9181-677
TRUCK GMC SWR 1GDP7C1C82J513588 SHA656	3120 SUV, Truck (0-10K GVW)	174,096.83	Oahu	311	01-JUL-2003	9185-177
TRAILER ZM UT 1ZCE18S21XZP20671 SH712	3120 SUV, Truck (0-10K GVW)	6,808.30	Oahu	312	01-JUL-2000	9183-141
TRACTOR TORO GM MDL 325-D O0795 SN90142	3120 SUV, Truck (0-10K GVW)	27,113.60	Oahu	318	01-JUL-2000	9184-258
TRAILER SPEC 1S9LS1826WH364460 SH497	3120 SUV, Truck (0-10K GVW)	5,800.00	Oahu	318	01-JUL-1999	9183-139
LOADER KOMATSU FRONT END 65912	3140 Other Motor Vehicles	96,353.55	Kauai	402	01-JUL-2006	9885-135(2)
ROLLER 08 SAKAI VIB SW652 SN1SW4720104	3140 Other Motor Vehicles	83,246.04	Oahu	320	01-JUL-2009	9185-188
TRACTOR PETER 1XPFD60X2YD505684 SH9574	3120 SUV, Truck (0-10K GVW)	105,323.21	Oahu	320	01-JUL-2000	9182-235
TRAILER KG LB 1TKS04021XM026782 SH724	3120 SUV, Truck (0-10K GVW)	42,708.06	Oahu	320	01-JUL-2000	9183-147
TRUCK INT DP 1HTMKAAL44H652480 SHB160	3120 SUV, Truck (0-10K GVW)	69,676.86	Oahu	322	01-JUL-2004	9182-257
SUV FORD 06 EXPEDIT. 1FMPU14576LA83458	3110 Van, Coupe, Station Wagon	37,117.26	Oahu	334	01-JUL-2007	9181-696
LOADER JDIN 310D T0310DG824852	3140 Other Motor Vehicles	60,234.27	Kauai	402	01-JUL-1997	9885-125(2)
SEDAN FORD 4D 1FAFP532X5A160474 SHB486	3110 Van, Coupe, Station Wagon	14,551.99	Admin	275	01-JUL-2006	9181-643
ERADICATOR GENERATOR 5131559	3140 Other Motor Vehicles	15,007.00	Hawaii	506	01-JUL-1997	9684-178
MACHINE STRIPING KELLY CRESELL SN8257	3140 Other Motor Vehicles	21,041.54	Hawaii	506	01-JUL-2002	9684-195
MACHINE TRAFFIC LINE REMOVER EDCO TLR71	3140 Other Motor Vehicles	17,849.89	Hawaii	506	01-JUL-2006	9686-123
TRACTOR CASE FLAIL MOWER JJE0924452	3120 SUV, Truck (0-10K GVW)	59,437.12	Hawaii	507	01-JUL-1997	9684-182
LOADER KOMATSU WA180-1 FRTEND 13162	3140 Other Motor Vehicles	76,991.83	Hawaii	515	01-JUL-1994	9685-143
TRUCK CUSH 3-WHEEL LM2058 SH150	3120 SUV, Truck (0-10K GVW)	25,266.51	Hawaii	515	01-JUL-2002	9681-278
TRUCK FORD PU 1FDWW36P84EE09799 SHB597	3120 SUV, Truck (0-10K GVW)	39,258.81	Hawaii	515	01-JUL-2006	9682-202

MACHINE STRIPING KELLY CRES B42T8377	3140 Other Motor Vehicles	29,725.14	Kauai	402	01-JUL-2010	9884-156(2)
TRUCK CHEV PU 1GCEC14V53Z327146 SHA898	3120 SUV, Truck (0-10K GVW)	21,170.00	Kauai	402	01-JUL-2004	9881-206
TRUCK GMC DP 1GDP7H1C92J515444 SHA940	3120 SUV, Truck (0-10K GVW)	100,376.89	Kauai	402	01-JUL-2004	9882-130
BLAZER CHEV 1GNCS13WXWK245714 SH9048	3120 SUV, Truck (0-10K GVW)	23,952.97	Oahu	301	01-JUL-1999	9181-553
FORKLIFT YALE GP060TENUAV102 N-523949	3140 Other Motor Vehicles	20,566.00	Oahu	309	01-JUL-1993	9182-196
MOWER TORO GROUNDMASTER 328D 220000268	3140 Other Motor Vehicles	26,281.08	Oahu	318	01-JUL-2003	9184-296(2)
LOADER BACKHOE 08 CAT HLS08263	3140 Other Motor Vehicles	87,958.08	Oahu	320	01-JUL-2009	9185-187
LOADER MELROE BOBCAT SN512220135	3140 Other Motor Vehicles	21,609.58	Oahu	320	01-JUL-1997	9185-159
TRUCK 08 CHEV 1GCCS14EX88116225 SHD363	3120 SUV, Truck (0-10K GVW)	32,355.00	Oahu	338	01-JUL-2009	9181-717
BOARD MESSAGE FM 15009 L358009	3140 Other Motor Vehicles	24,790.66	Oahu	339	01-JUL-2003	9184-284
CART 08 GOLF TITAN CUSHMAN SN#2647263	3140 Other Motor Vehicles	10,837.70	Oahu	339	01-JUL-2009	9184-326
MESSAGE BOARD SOLARTECH 21408563	3140 Other Motor Vehicles	24,834.28	Oahu	339	01-JUL-2003	9184-290
MESSAGE BOARD SOLARTECH 21408565	3140 Other Motor Vehicles	24,834.28	Oahu	339	01-JUL-2003	9184-292
TRUCK FORD UT 1FMZU34X9WUA20006 SH9545	3120 SUV, Truck (0-10K GVW)	9,075.00	Oahu	333	01-JUL-1998	9181-572
TRUCK DODGE PU 1D7HA8P96J200732 SHC470	3120 SUV, Truck (0-10K GVW)	26,568.58	Oahu	334	01-JUL-2006	9181-682
VAN CHEV 1GND19Z6MB212142 SH6273	3110 Van, Coupe, Station Wagon	16,788.05	Admin	144	01-JUL-1992	9181-426
TRAILER TR KING 1TKJ047227MO77306 SH873	3120 SUV, Truck (0-10K GVW)	69,894.15	Maui	603	01-JUL-2006	9583-114
TRUCK GMC DP 1GDHK34F7XF082678 SH9597	3120 SUV, Truck (0-10K GVW)	49,746.96	Maui	603	01-JUL-2000	9581-206
TRUCK GMC DP 1GDP7H1C6YJ519587 SH9868	3120 SUV, Truck (0-10K GVW)	146,537.80	Maui	603	01-JUL-2001	9582-156
TRUCK FORD UT 1FMZU34X0WUA20007 SH9549	3120 SUV, Truck (0-10K GVW)	9,075.00	Oahu	333	01-JUL-1998	9181-573
TRUCK FORD SUV 1FMCUO3Z08KB33431 SHD209	3120 SUV, Truck (0-10K GVW)	29,922.50	Admin	135	01-JUL-2008	9181-711
VAN FORD E350 1FMNE31L94HB42867 SHB490	3110 Van, Coupe, Station Wagon	39,765.11	Admin	144	01-JUL-2005	9181-641
LOADER WHEEL KOMATSU WA180-3L A80257	3140 Other Motor Vehicles	93,342.90	Maui	606	01-JUL-1999	9585-131
TRUCK GMC PC 1GTDT19W4Y8267130 SH9668	3120 SUV, Truck (0-10K GVW)	21,775.90	Hawaii	507	01-JUL-2001	9681-270
TRUCK INT TRAC 2HSFBAET2WC042336 968218	3120 SUV, Truck (0-10K GVW)	98,427.36	Hawaii	507	01-JUL-1998	9682-187
WAGON CHEV BL 1GNDT13W41K225114 SH9957	3110 Van, Coupe, Station Wagon	27,946.25	Hawaii	507	01-JUL-2002	9681-280
TRUCK CHEV PU 1GBHC33F3VF025009 SH8683	3120 SUV, Truck (0-10K GVW)	30,494.93	Hawaii	513	01-JUL-1998	9681-246
TRUCK FORD DP 1FSYFB0E0SVA10895 SH7220	3120 SUV, Truck (0-10K GVW)	47,554.31	Hawaii	513	01-JUL-1994	9682-175
ROLLER NEW DYNAPAC 61510446	3140 Other Motor Vehicles	65,641.88	Hawaii	515	01-JUL-1994	9685-142
ROLLER DYNAPAC VIBRATORY 6015522	3140 Other Motor Vehicles	31,473.76	Hawaii	556	01-JUL-2002	9685-153
SUV FORDUT 1FMZU62K45UB86599 SHB841	3110 Van, Coupe, Station Wagon	23,176.93	Oahu	301	01-JUL-2006	9181-674
TRUCK INT TK 1HTGLAHT11H333470 SH9766	3120 SUV, Truck (0-10K GVW)	141,960.79	Oahu	311	01-JUL-2001	9182-238
LIGHTTOWER WACKER TRAILER MNTED 5231940	3140 Other Motor Vehicles	9,330.00	Oahu	318	01-JUL-2001	9184-279
TRUCK FORD 06 1FTWF30P66ED69917 SHC645	3120 SUV, Truck (0-10K GVW)	30,931.75	Oahu	318	01-JUL-2007	9181-703

WAGON FORD ST 1FMDU32X1NUC59187 SH9062	3110 Van, Coupe, Station Wagon	9,375.00	Oahu	323	01-JUL-1999	9181-554
TRAFFIC SIGNAL SYSTEM (1) 1C9B1A0A86149	3120 SUV, Truck (0-10K GVW)	34,331.84	Hawaii	507	01-JUL-2007	9684-214
TRAFFIC SIGNAL SYSTEM (2) 1CGB1A0A26149	3120 SUV, Truck (0-10K GVW)	34,354.64	Hawaii	507	01-JUL-2007	9684-217
TRUCK CHEV PU 1GCCS19X7X8174706 SH9354	3120 SUV, Truck (0-10K GVW)	19,843.62	Hawaii	507	01-JUL-1999	9681-268
TRUCK CHEV UT 1GBHC33F2VF027057 SH8731	3120 SUV, Truck (0-10K GVW)	22,188.36	Hawaii	507	01-JUL-1998	9681-251
TRUCK CHEV UT 1GBHK34F6WE236441 SH9192	3120 SUV, Truck (0-10K GVW)	45,986.64	Hawaii	507	01-JUL-1999	9681-266
TRUCK CHEVY PU 1GCDT19X5X8175600 SH9355	3120 SUV, Truck (0-10K GVW)	22,489.44	Hawaii	507	01-JUL-1999	9681-269
TRUCK CUSH 3-WHEEL LM2056 SH148	3120 SUV, Truck (0-10K GVW)	25,266.50	Hawaii	507	01-JUL-2002	9681-276
TRUCK FORD 1FDWW36R08EE32968 SHD687	3120 SUV, Truck (0-10K GVW)	49,873.21	Hawaii	512	01-JUL-2008	9681-308(2)
WHEEL LOADER KOMATSU WA 200-6 SN 70492	3140 Other Motor Vehicles	119,790.90	Hawaii	556	01-JUL-2008	9685-175
GRADER MOTOR LEEBOY LB36 685-41778	3140 Other Motor Vehicles	92,968.16	Kauai	402	01-JUL-2005	9885-132(2)
TRUCK INT AER 1HTSDAANOSH641783 SH7260	3120 SUV, Truck (0-10K GVW)	234,584.84	Oahu	305	01-JUL-1995	9182-213
TRUCK FORD UT 1FDWF32F51EC47610 SHA124	3120 SUV, Truck (0-10K GVW)	35,349.81	Oahu	311	01-JUL-2002	9181-607
TRUCK GMC FB 1GDE5C1235F528737 SHB980	3120 SUV, Truck (0-10K GVW)	57,894.68	Oahu	311	01-JUL-2006	9182-268
TRUCK PTBT TK 2NPLHZ8X75M852585 SHB410	3120 SUV, Truck (0-10K GVW)	118,994.90	Oahu	311	01-JUL-2005	9182-260
TRAILER UT 4YMUK0813YH042326 SH738	3140 Other Motor Vehicles	2,864.68	Oahu	316	01-JUL-2001	9183-152
VAN FORD E350 1FMNE31P45HA02083 SHB768	3120 SUV, Truck (0-10K GVW)	29,407.10	Oahu	318	01-JUL-2006	9181-648
SWEEPER ADVANCE 5800G IND SN215714	3120 SUV, Truck (0-10K GVW)	18,555.15	Oahu	319	01-JUL-1988	9186-106
TRAILER UTIL 1S9US1212VH364556 SH465	3120 SUV, Truck (0-10K GVW)	885.41	Oahu	319	01-JUL-1998	9183-134
TRUCK CHEV PU 1GCGC33F8VF027488 SH8625	3120 SUV, Truck (0-10K GVW)	27,321.70	Oahu	319	01-JUL-1997	9181-527
TRUCK GMC FB 1GDM7H1J2RJ506113 SH7017	3120 SUV, Truck (0-10K GVW)	40,098.59	Oahu	319	01-JUL-1994	9182-210
TRUCK GMC PU 1GTGC33F0YF496692 SH7735	3120 SUV, Truck (0-10K GVW)	33,906.03	Oahu	319	01-JUL-2001	9181-585
LOADER CASE CL717/621B SNJEE0040796	3110 Van, Coupe, Station Wagon	84,612.92	Oahu	320	01-JUL-1995	9185-157
TRUCK INT STK 1HTSAZRL5LH224932 SH5603	3120 SUV, Truck (0-10K GVW)	31,156.21	Oahu	322	01-JUL-1990	9182-182
SEDAN 08 CHEV 1G1ZG57B38F165985 SHD366	3110 Van, Coupe, Station Wagon	25,535.00	Oahu	332	01-JUL-2009	9181-725
SEDAN CHEV 4D 1G1JC5110HK140543 SH5324	3110 Van, Coupe, Station Wagon	5,850.00	Oahu	332	01-JUL-1989	9181-378
TRUCK FORD PU 1FTZR15U6WPA05346 SH9602	3120 SUV, Truck (0-10K GVW)	5,470.00	Oahu	333	01-JUL-1998	9181-575
TRUCK FD PU 1FTRF14W87KD42210 SHD173	3120 SUV, Truck (0-10K GVW)	26,720.53	Maui	605	01-JUL-2008	9581-220
WAGON CHEV BL 1GNDT13W61K228421 SH9958	3110 Van, Coupe, Station Wagon	27,946.25	Hawaii	507	01-JUL-2002	9681-281
SPRAYER MCGREGOR TRL MOUNTED 335-774	3120 SUV, Truck (0-10K GVW)	20,624.87	Hawaii	512	01-JUL-2009	9686-132
TRAILER ZMN 1ZCT23S298ZP28225 SH984	3120 SUV, Truck (0-10K GVW)	14,062.41	Hawaii	513	01-JUL-2008	9683-143
BOAT KLAMATH 14' ALUM KLOBO308L304	3140 Other Motor Vehicles	4,576.02	Kauai	402	01-JUL-2008	9886-120
CUB CADET 54" RIDING MOWER 2H253280004	3140 Other Motor Vehicles	7,299.96	Kauai	402	01-JUL-2005	9884-139
TRUCK SUB. WAG 3GNFK16R0XG153863 SH912	3120 SUV, Truck (0-10K GVW)	31,392.46	Kauai	402	01-JUL-1999	9881-233

TRAILER SPECT 1S9LS1828XH364110 SH727	3120 SUV, Truck (0-10K GVW)	5,800.00	Oahu	302	01-JUL-2000	9183-145
TRUCK GMC-SWR 1GDP7C1C02J504190 SHA387	3120 SUV, Truck (0-10K GVW)	172,538.71	Oahu	311	01-JUL-2002	9185-173
TRUCK FORD PU 1FTSF30PX6EA 19561 SHB974	3120 SUV, Truck (0-10K GVW)	29,770.74	Oahu	312	01-JUL-2006	9181-668
TRUCK FORD PU 1FTWX32F12EC50961 SHA466	3120 SUV, Truck (0-10K GVW)	32,840.18	Oahu	318	01-JUL-2003	9181-614
SUV 06 EXPLORER #1FMEU62E56UB38457 C661	3120 SUV, Truck (0-10K GVW)	32,245.22	Oahu	325	01-JUL-2007	9181-700(2)
WELDER 08 LINCOLN U1080704299 V350	3140 Other Motor Vehicles	6,000.00	Oahu	306	01-JUL-2009	9185-190
WELDER LINCOLN 06 TIG SN#U1060202431	3140 Other Motor Vehicles	17,580.00	Oahu	306	01-JUL-2007	9184-313
WELDER LINCOLN ARC	3140 Other Motor Vehicles	3,121.00	Oahu	306	01-JUL-1976	9184-123
VAN CHEV VA 1GCHG39FXX1039531 SH9144	3110 Van, Coupe, Station Wagon	51,983.00	Kauai	401	01-JUL-1999	9881-197
TRUCK FORD 06 1FTWF30P66ED69898 SHC647	3120 SUV, Truck (0-10K GVW)	30,931.75	Oahu	311	01-JUL-2007	9181-705
COMPRESSOR 08 COPCO T/RMTED HOP031860	3140 Other Motor Vehicles	25,340.30	Oahu	314	01-JUL-2009	9185-189
LAODER SKID MELR ING RAND 873 514141831	3140 Other Motor Vehicles	32,313.60	Oahu	314	01-JUL-2001	9185-168
TRUCK GMC AER IGDE5E1163F521412 SHB112	3120 SUV, Truck (0-10K GVW)	95,355.56	Oahu	316	01-JUL-2004	9182-254
VAN CHEV ASTR 1GNDM19W1YB181166 SH7706	3110 Van, Coupe, Station Wagon	108,100.00	Admin	250	01-JUL-2001	9181-579
TRUCK FORD PU 1FTDF15Y4PLA66161 SH6028	3120 SUV, Truck (0-10K GVW)	10,369.84	Admin	257	01-JUL-1993	9181-450
TRUCK CHEV PU 1GCGC33NORJ408472 SH7613	3120 SUV, Truck (0-10K GVW)	22,672.00	Admin	275	01-JUL-1995	9181-517
TRACTOR CASE CX50 W/ SWPSTER JJE1020832	3120 SUV, Truck (0-10K GVW)	40,364.33	Maui	603	01-JUL-2003	9584-170
TRUCK CHEV FB 1GBHC34J3PE225142 SH6971	3120 SUV, Truck (0-10K GVW)	34,994.00	Maui	603	01-JUL-1994	9581-180
TRUCK INT STK 1HTSCPHL5PH470644 SH5251	3120 SUV, Truck (0-10K GVW)	42,318.47	Maui	604	01-JUL-1993	9582-133
TRUCK CHEV PU 1GCGC33F2WF062545 SH9023	3120 SUV, Truck (0-10K GVW)	30,233.16	Maui	605	01-JUL-1999	9581-190
GRADER CHAMPION 710A SN157-1710-23667	3140 Other Motor Vehicles	93,478.42	Maui	606	01-JUL-1994	9585-128
TRUCK INT DP 1HTSDPCR6PH469513 SH4029	3120 SUV, Truck (0-10K GVW)	46,157.69	Maui	606	01-JUL-1993	9582-136
BOARD MESSAGE WANCO S/N5F12S12168100448	3140 Other Motor Vehicles	21,266.53	Maui	608	01-JUL-2008	9584-189
TRUCK CHEV PU 1GCEC19M7WE252235 SH9022	3120 SUV, Truck (0-10K GVW)	22,989.83	Maui	616	01-JUL-1999	9581-188
VAN CHEV VA 1GCHG39F3X1038172 SH9190	3110 Van, Coupe, Station Wagon	51,962.00	Maui	616	01-JUL-1999	9581-195
SPRAYER 2007 MCGREGOR 300 GALLON CHEMIC	3140 Other Motor Vehicles	22,360.00	Hawaii	515	01-JUL-2008	9686-129
TRACTOR CASE W/EXT S&R FLAIL JJE100743	3120 SUV, Truck (0-10K GVW)	60,546.49	Hawaii	515	01-JUL-1999	9684-187
COMPRESSOR INGER-RAND 247239	3140 Other Motor Vehicles	12,153.51	Hawaii	556	01-JUL-1995	9685-144
KOMATSU CRAWLER DOZER D61-15EO	3140 Other Motor Vehicles	207,822.16	Hawaii	556	01-JUL-2007	9686-126
MESSAGE BOARD SOLARTECH 361453027	3140 Other Motor Vehicles	24,753.00	Kauai	402	01-JUL-2008	9886-122(2)
MOWER GRASSHOPPER ZERO TURN 5910856	3140 Other Motor Vehicles	13,020.75	Kauai	402	01-JUL-2010	98842-151
SUV 08 FORD SN# 1FMEU73E08UA15852 SHD21	3120 SUV, Truck (0-10K GVW)	30,756.92	Oahu	301	01-JUL-2008	9181-712
TRACTOR FORD SIDE-MTD MOWER SN-BB85071	3120 SUV, Truck (0-10K GVW)	34,421.74	Oahu	319	01-JUL-1990	9184-195
FORKLIFT INT HOUGH 3336022159	3140 Other Motor Vehicles	1,907.82	Oahu	320	01-JUL-1983	9182-222(2)

LOADER BACKHOE JD 310SE T0310SE848919	3140 Other Motor Vehicles	69,434.97	Oahu	320	01-JUL-1999	9185-160
COMPRESSOR ATLAS XAS90 ARP978949	3140 Other Motor Vehicles	11,197.95	Oahu	322	01-JUL-1993	9185-148
TRUCK FORD UT 1FMSU41P63ED13427 SHA924	3120 SUV, Truck (0-10K GVW)	39,993.77	Oahu	325	01-JUL-2004	9181-624
TRUCK FORD BM 3FEXF801XXMA11610 SH9409	3120 SUV, Truck (0-10K GVW)	121,266.15	Oahu	339	01-JUL-1999	9182-232
TRUCK FORD PU 1FDAF56F7XEB75284 SH9396	3120 SUV, Truck (0-10K GVW)	61,842.20	Oahu	339	01-JUL-1999	9182-233
VAN FORD ECON 1FTHE2423VHB09475 SH8703	3110 Van, Coupe, Station Wagon	20,000.00	Oahu	339	01-JUL-1997	9181-546
VAN FORD ECON 1FTHE242XVHB09473 SH8705	3110 Van, Coupe, Station Wagon	20,000.00	Oahu	339	01-JUL-1997	9181-544
TRUCK FD INT 1HTSCACL4RH571312 SHA764	3120 SUV, Truck (0-10K GVW)	46,504.96	Maui	605	01-JUL-1994	9582-142
TRACTOR CASE MOWER W/CAB S/N HFJ038649	3120 SUV, Truck (0-10K GVW)	44,270.55	Maui	606	01-JUL-2006	9584-181
TRUCK CHEV PU 1GCCS14X6WK251560 SH9107	3120 SUV, Truck (0-10K GVW)	16,102.98	Maui	611	01-JUL-1999	9581-191
TRUCK CHEV PU 1GCCS14X9WK253125 SH9106	3120 SUV, Truck (0-10K GVW)	16,102.98	Maui	611	01-JUL-1999	9581-192
TRUCK CHEV PU 1GCCS14XXWK254302 SH9104	3120 SUV, Truck (0-10K GVW)	16,102.98	Maui	611	01-JUL-1999	9581-194
TRUCK CHEV PU 1GCCS19X9X8198182 SH9433	3120 SUV, Truck (0-10K GVW)	19,740.50	Maui	611	01-JUL-2000	9581-205
TRUCK FORD RG 1FTZR44V24PB43451 SHB446	3120 SUV, Truck (0-10K GVW)	23,244.55	Maui	611	01-JUL-2005	9581-215
WAGON FORD SUV 1FMSU41P55EA25207 SHB445	3110 Van, Coupe, Station Wagon	41,244.37	Maui	612	01-JUL-2005	9581-213
TRUCK FORD PU 1FTYR10V0XUB36559 SH9353	3120 SUV, Truck (0-10K GVW)	17,018.64	Maui	614	01-JUL-1999	9581-231
TRACTOR KUBOTA 8200CCS W/MOWER 10775	3120 SUV, Truck (0-10K GVW)	76,123.27	Maui	701	01-JUL-2002	9484-111
TRUCK CHEV DP 1GBP7H1J3RJ103960 SH6987	3120 SUV, Truck (0-10K GVW)	45,411.69	Hawaii	507	01-JUL-1994	9682-167
TRUCK CHEV DP 1GBP7H1J2RJ103903 SH6986	3120 SUV, Truck (0-10K GVW)	45,411.69	Hawaii	515	01-JUL-1994	9682-169
TRUCK FORD 1FDWW36R58EE32965 SHD688	3120 SUV, Truck (0-10K GVW)	49,873.21	Hawaii	515	01-JUL-2008	9681-309
TRUCK GMC SWEEPER 1GDM7F1336F429515	3120 SUV, Truck (0-10K GVW)	238,558.19	Hawaii	556	01-JUL-2007	9685-168
TRUCK GMC SWR 1GDP7C1C12J504263 SHA386	3120 SUV, Truck (0-10K GVW)	173,215.79	Hawaii	556	01-JUL-2002	9685-156
MESSAGE BOARD SOLARTECH 561453029	3140 Other Motor Vehicles	24,753.00	Kauai	402	01-JUL-2008	9886-123(2)
SEDAN FORD 4D 1FAFP52221A253114 SH9981	3110 Van, Coupe, Station Wagon	17,605.74	Oahu	301	01-JUL-2002	9181-604
BOBCAT MELROE INGERSOLL RAND 514141825	3140 Other Motor Vehicles	32,313.60	Oahu	310	01-JUL-2001	9185-167
CHIPPER BANDIT 280 SN#1107	3140 Other Motor Vehicles	46,666.38	Oahu	310	01-JUL-2006	9186-116
TRUCK GMC SWR 1GDP7C1C02J504223 SHA388	3120 SUV, Truck (0-10K GVW)	172,538.71	Oahu	311	01-JUL-2002	9185-174
TRUCK PTBT UT 1NPAL00X05D851359 SHB465	3122 SUV, Truck (20K-45K GVW)	276,122.91	Oahu	311	01-JUL-2005	9185-180
TRAILER SPEC IS9US18201H364193 SH781	3120 SUV, Truck (0-10K GVW)	7,291.62	Oahu	318	01-JUL-2003	9183-156
TRAILER UT 1S9US121XVH364555 SH464	3120 SUV, Truck (0-10K GVW)	885.41	Oahu	318	01-JUL-1998	9183-133
TRACTOR TORO GM223-D SN3024390119	3120 SUV, Truck (0-10K GVW)	19,456.97	Oahu	319	01-JUL-1999	9184-254
TRK 08 INT DMP 1HTMKAAL68H658559 SHD203	3122 SUV, Truck (20K-45K GVW)	91,253.29	Oahu	322	01-JUL-2008	9182-274
WAGON CHEV BL 1GNCS18Z7M0120262 SH5338	3110 Van, Coupe, Station Wagon	13,938.00	Admin	144	01-JUL-1991	9181-396
LOADER HOLLAND BACKHOE 575E 31025675	3140 Other Motor Vehicles	83,050.38	Maui	606	01-JUL-2001	9585-132

ESCAPE FORD 1FMCU59H48KB80070 SHD171	3120 SUV, Truck (0-10K GVW)	34,251.86	Maui	611	01-JUL-2008	9581-222
GRADER CHAMPION 710A SN157-1709-23666	3140 Other Motor Vehicles	93,941.97	Maui	701	01-JUL-1994	9485-109
TANKER, PTB WT 2NPLHZ8X95M852586 948211	3140 Other Motor Vehicles	119,255.32	Maui	701	01-JUL-2004	9482-112
TRUCK INT FB 1HTSCABL1SH571310 SH7150	3120 SUV, Truck (0-10K GVW)	76,240.63	Hawaii	507	01-JUL-1995	9682-174
VAN GMC SAVAN 1GKHG35F1Y12724 SH7734	3110 Van, Coupe, Station Wagon	29,396.69	Hawaii	507	01-JUL-2001	9681-273
TRACTOR MOWER NEW HOLLAND W/FLAIL ACP25	3140 Other Motor Vehicles	97,916.04	Hawaii	513	01-JUL-2006	9684-213
TRUCK FORD 1FDWW36R28EE32972 SHD690	3120 SUV, Truck (0-10K GVW)	49,873.21	Hawaii	513	01-JUL-2008	9681-311
TRUCK FORD PU 1FDNF20P64EE09802 SHB634	3120 SUV, Truck (0-10K GVW)	33,643.39	Hawaii	513	01-JUL-2006	9681-298
BACKHOE/LOADER NW HOLLAND 575-E 3102567	3140 Other Motor Vehicles	77,842.07	Hawaii	515	01-JUL-2001	968-515
SPRAYER MCGREGOR TRL MOUNTED 335-776	3120 SUV, Truck (0-10K GVW)	20,624.86	Hawaii	556	01-JUL-2009	9686-133
TRACTOR GRASSHOPPER 721D MOWER 5418440	3140 Other Motor Vehicles	10,729.10	Hawaii	556	01-JUL-2005	9684-206
TRUCK FORD PU 1FDWW36P64EE09798 SHB598	3120 SUV, Truck (0-10K GVW)	39,258.81	Hawaii	556	01-JUL-2006	9682-203
TRUCK INTER DUMP 1HTMKAAL47H447200	3120 SUV, Truck (0-10K GVW)	81,037.99	Hawaii	556	01-JUL-2007	9682-207
MOTOR OUTBOARD NISSAN 18HP SN07262	3140 Other Motor Vehicles	2,694.78	Kauai	402	01-JUL-2008	9886-121(2)
TRAILER ZIEMN 1ZCE34E2X7ZP27771 SH911	3140 Other Motor Vehicles	22,031.10	Kauai	402	01-JUL-2008	9883-122
WAGON SUBURBAN 1FMK16578LA08809	3110 Van, Coupe, Station Wagon	40,872.52	Kauai	402	01-JUL-2008	9881-224
SEDAN CHEV 2G1WL54T2L9239149 SH5336	3110 Van, Coupe, Station Wagon	12,368.87	Oahu	301	01-JUL-1991	9181-393
TRUCK INT SWR 1HTSDAAR9SH641784 SH7302	3120 SUV, Truck (0-10K GVW)	134,369.24	Oahu	305	01-JUL-1995	9182-214
TRUCK GMC PU 1GTHC24171E218322 SH9875	3120 SUV, Truck (0-10K GVW)	36,605.21	Oahu	311	01-JUL-2001	9181-588
TRUCK GMC SWR 1GDP7C1C22J513277 SHA657	3120 SUV, Truck (0-10K GVW)	174,096.84	Oahu	311	01-JUL-2002	9185-176
TRACTOR TORO GM MDL 325-D 30795 SN90146	3120 SUV, Truck (0-10K GVW)	27,113.60	Oahu	312	01-JUL-2000	9184-257
TRUCK GMC DP 1GDM7H1C3YJ516441 SH9777	3120 SUV, Truck (0-10K GVW)	71,887.09	Oahu	312	01-JUL-2001	9182-239
TRUCK CHEV PU 1GCGC33F4VF028153 SH8621	3120 SUV, Truck (0-10K GVW)	27,321.70	Oahu	318	01-JUL-1997	9181-523
TRUCK INTL DP1HTWCAAR98J658638 SHD207	3120 SUV, Truck (0-10K GVW)	112,043.88	Oahu	320	01-JUL-2008	9182-273(2)
TRUCK FORD PU 1FTWX32F72EC50964 SHA469	3120 SUV, Truck (0-10K GVW)	32,840.18	Oahu	336	01-JUL-2003	9181-617(2)
VAN FORD E350 1FMNE31P65HA02084 SHB769	3120 SUV, Truck (0-10K GVW)	29,407.11	Admin	144	01-JUL-2006	9181-649
SPRAYER PT 300EL C191X13000080 W/TRAILE	3140 Other Motor Vehicles	9,080.87	Maui	606	01-JUL-2002	9586-113
LIGHT TOWER ALMAND NIGHT-LIFE 1315PRO03	3140 Other Motor Vehicles	7,960.16	Maui	608	01-JUL-2004	9584-175
LOADER KOMATSU WHEEL S/N 70494	3140 Other Motor Vehicles	119,790.90	Maui	701	01-JUL-2009	9485-114
TRUCK CHEV PU 1GCCS19X4WK242171 SH9005	3120 SUV, Truck (0-10K GVW)	18,109.26	Hawaii	507	01-JUL-1999	9681-260
TRUCK INT DP 1HTSDADR5XH222785 SH9435	3120 SUV, Truck (0-10K GVW)	76,919.22	Hawaii	507	01-JUL-2000	9682-191
TRUCK PTRBLT 2NPRHN8XX9M783447 SHD728	3120 SUV, Truck (0-10K GVW)	117,790.83	Hawaii	507	01-JUL-2009	9682-218
TRACTOR CASE FLAIL MOWER JJE0004796	3120 SUV, Truck (0-10K GVW)	44,065.97	Hawaii	512	01-JUL-1991	9684-162
TRUCK CUSHMAN HUALSTER 3-WHEEL LM20776	3120 SUV, Truck (0-10K GVW)	29,974.66	Hawaii	513	01-JUL-2003	9681-291

TRUCK FORD W/DUMP 1FDWW36P77EA42916 C74	3120 SUV, Truck (0-10K GVW)	48,679.27	Hawaii	513	01-JUL-2006	9682-212
TRUCK GMC SWR 1GDP7C1CX2J504097 SHA385	3120 SUV, Truck (0-10K GVW)	173,215.79	Hawaii	513	01-JUL-2002	9682-155
TRUCK INT DP 1HTMKAAL84H652482 SHB162	3120 SUV, Truck (0-10K GVW)	69,676.86	Hawaii	513	01-JUL-2004	9682-198
CUB CADET 60" ROT MOWER 4G190Z80001	3140 Other Motor Vehicles	7,573.91	Hawaii	514	01-JUL-2001	9684-226
TRUCK INT DP 1HTSDADR5VH453070 SH8587	3120 SUV, Truck (0-10K GVW)	68,219.71	Hawaii	556	01-JUL-1998	9682-185
TRUCK INT DP 1HTSDADR9VH453069 SH8586	3120 SUV, Truck (0-10K GVW)	68,219.71	Hawaii	556	01-JUL-1998	9682-184
COMPRESSOR INGERSOLL-RAND SN289280	3140 Other Motor Vehicles	13,480.12	Kauai	402	01-JUL-1999	9885-126
EXCAVATOR TAKEUCHI TB175 SN17516092	3140 Other Motor Vehicles	106,978.78	Kauai	402	01-JUL-2008	9885-139
LIGHT TOWER ALLMAND 1381PRO03	3140 Other Motor Vehicles	8,700.00	Kauai	402	01-JUL-2004	9886-117
TRUCK INTL DP 1HTSCAAM92H409693 SHA146	3120 SUV, Truck (0-10K GVW)	64,541.86	Oahu	312	01-JUL-2002	9182-243
TRUCK FORD PU 1FTSF30P86EA19560 SHB850	3120 SUV, Truck (0-10K GVW)	29,770.77	Oahu	318	01-JUL-2006	9181-667
CHIPPER BANDIT 280 SN#1108	3140 Other Motor Vehicles	46,666.36	Oahu	319	01-JUL-2006	9186-117
TRACTOR TORO GM223-D SN3024390114	3120 SUV, Truck (0-10K GVW)	19,456.97	Oahu	319	01-JUL-1999	9184-252
TRAILER ZIEMAN FTBD 1ZCT21E2Z7ZP27665 S	3120 SUV, Truck (0-10K GVW)	11,856.00	Maui	603	01-JUL-2008	9583-115
TRACTOR KUBOTA M8200CCS W/ MOWER 10777	3120 SUV, Truck (0-10K GVW)	44,541.77	Maui	606	01-JUL-2002	9584-164
TRACTOR KUBOTA W/ MOWER B2410HSE 30371	3140 Other Motor Vehicles	18,889.77	Maui	606	01-JUL-1999	9584-154
TRUCK CUSH UT 1CUMH3270LL000718 SH109	3120 SUV, Truck (0-10K GVW)	14,063.10	Maui	606	01-JUL-1991	9581-157
TRUCK FORD F350 1FTWW30P06ED69928 95812	3120 SUV, Truck (0-10K GVW)	37,455.00	Maui	606	01-JUL-2008	9851-219
TRUCK FORD PU 1FTFR17W9XKB67056 SH9365	3120 SUV, Truck (0-10K GVW)	21,782.79	Maui	606	01-JUL-1999	9581-203
TRUCK CHEV FB 3GBKC34F52M116623 SHA746	3120 SUV, Truck (0-10K GVW)	39,060.00	Maui	608	01-JUL-2003	9582-159
TRUCK CHEV FB 3GBKC34F52M116749 SHA747	3120 SUV, Truck (0-10K GVW)	39,060.00	Maui	608	01-JUL-2003	9582-160
TRACTOR KUBOTA W/FLAIL MOWER M4030 2162	3120 SUV, Truck (0-10K GVW)	18,499.60	Maui	701	01-JUL-1993	9484-108
TRACTOR KUBOTA UT W/R MTD FLAIL 10563	3140 Other Motor Vehicles	62,391.57	Hawaii	513	01-JUL-2000	9684-190
TRUCK GMC 2008 COMMERCIAL CUTAWAY VEHIC	3120 SUV, Truck (0-10K GVW)	81,707.20	Hawaii	515	01-JUL-2008	9682-216
TRUCK FORD 1FDWW36R28EE32969 SHD695	3120 SUV, Truck (0-10K GVW)	49,873.21	Hawaii	556	01-JUL-2008	9681-312
GENERATOR YAMAHA 6KW SN253259	3140 Other Motor Vehicles	2,905.19	Kauai	402	01-JUL-2008	9884-142
MESSAGE BOARD SOLARTECH 21408504	3140 Other Motor Vehicles	24,921.28	Kauai	402	01-JUL-2003	9886-114(2)
MIXER CEMENT MQ WHITEMAN AI 752965	3140 Other Motor Vehicles	3,619.77	Kauai	402	01-JUL-2008	9884-146(2)
WASHER SHARK HOT WATER PRESSURE	3140 Other Motor Vehicles	4,999.97	Kauai	402	01-JUL-2008	9886-124(2)
TRACTOR UTILITY W/SIDE, REAR MOWER HJT1	3120 SUV, Truck (0-10K GVW)	86,301.53	Kauai	402	01-JUL-2008	9884-149(2)
TRUCK GMC PU 1GDJC34171F141030 SH9887	3120 SUV, Truck (0-10K GVW)	41,569.91	Oahu	311	01-JUL-2002	9181-594
TRUCK INT DP 1HTSAZPL2LH229525 SH5605	3120 SUV, Truck (0-10K GVW)	30,839.53	Oahu	318	01-JUL-1990	9182-184
TRUCK 08 FORD F350 SN#1FTWW30R58EE55711	3121 SUV, Truck (10K-20K GVW)	45,210.46	Oahu	320	01-JUL-2009	9181-732
TRUCK CHEV PU 1GCGC33FOWF061927 SH9040	3120 SUV, Truck (0-10K GVW)	31,829.66	Oahu	320	01-JUL-1999	9181-552

TRUCK CHEV PU 1GCCS14X3V8170558 SH8641	3120 SUV, Truck (0-10K GVW)	14,753.17	Oahu	328	01-JUL-1997	9181-533
TRUCK FORD PU 1FTWX32F41EC51441 SH9939	3120 SUV, Truck (0-10K GVW)	32,714.45	Oahu	331	01-JUL-2001	9181-596
TRUCK FORD PU 1FTWX32FX1EC51444 SH9940	3120 SUV, Truck (0-10K GVW)	32,714.45	Oahu	333	01-JUL-2001	9181-599
LOADER CASE FRONT END 521D JEE0134193	3140 Other Motor Vehicles	99,061.87	Kauai	402	01-JUL-2003	9885-130(2)
TRACTOR JD W/FLAIL MOWER LV5300D331852	3120 SUV, Truck (0-10K GVW)	33,905.23	Maui	604	01-JUL-1995	9584-147
TRUCK FORD PUP S/N 1FTRF12V68KE91663 SH	3120 SUV, Truck (0-10K GVW)	26,314.05	Maui	608	01-JUL-2009	9581-228
ESCAPE FORD 1FMCU93G49KA19243 SHD606	3120 SUV, Truck (0-10K GVW)	29,987.05	Maui	610	01-JUL-2009	9581-229
TRACTOR JD6200 SNK125492 W/FLAIL MOWER	3120 SUV, Truck (0-10K GVW)	45,458.25	Maui	701	01-JUL-1995	9484-109
TRUCK INT DP 1HTSCABL2SH658116 SH7382	3120 SUV, Truck (0-10K GVW)	37,476.51	Maui	701	01-JUL-1995	9482-109
TRACTOR KUBOTA W/BROOM M4700S 30275	3120 SUV, Truck (0-10K GVW)	33,383.86	Hawaii	515	01-JUL-1999	9684-185
TRUCK FORD PU 1FTYR44U05PA81710 SHB815	3120 SUV, Truck (0-10K GVW)	21,345.00	Kauai	401	01-JUL-2006	9881-214
COMPRESSOR NAPA 80 GAL SN075436	3140 Other Motor Vehicles	2,029.74	Kauai	402	01-JUL-2000	9885-129
ROLLER HAMM VIBRATORY 1395680	3140 Other Motor Vehicles	32,418.54	Kauai	402	01-JUL-2007	9885-138(2)
TRAILER UTILITY SHOP-MADE SH031196HON S	3120 SUV, Truck (0-10K GVW)	925.35	Oahu	318	01-JUL-1996	9183-129
TRUCK 08 FORD 1FTWW30R58EE45471 SHD565	3121 SUV, Truck (10K-20K GVW)	41,196.72	Oahu	320	01-JUL-2009	9181-729
TRUCK CHEV PU 1GCGC33F7VF027398 SHC773	3120 SUV, Truck (0-10K GVW)	27,321.70	Oahu	320	01-JUL-1997	9181-526
LIGHT PLANT OVER-LOWE TP-5A4-DC 851792/	3140 Other Motor Vehicles	1,700.00	Oahu	323	01-JUL-1985	9184-304
SEDAN FORD 4D 1FAFP532X5A303679 SHB781	3110 Van, Coupe, Station Wagon	15,940.24	Oahu	323	01-JUL-2006	9181-656
SEDAN CHEV 4D 1G1JC5444P7315965 SH6735	3110 Van, Coupe, Station Wagon	8,889.04	Admin	257	01-JUL-1994	9181-478(2)
LIGHT TOWER ALLMAND P0505090008	3140 Other Motor Vehicles	10,863.64	Kauai	402	01-JUL-2008	9886-118(2)
LIGHT TOWER ALLMAND P0506140011	3140 Other Motor Vehicles	10,863.65	Kauai	402	01-JUL-2008	9886-119(2)
SEDAN FORD 4D 1FAFP53225A303675 SHB786	3120 SUV, Truck (0-10K GVW)	16,343.64	Kauai	402	01-JUL-2006	9881-213
TURCK FORD PU 1FTWW30P26ED69946 SHC734	3120 SUV, Truck (0-10K GVW)	38,601.87	Kauai	402	01-JUL-2007	9881-220
TRUCK FORD PU 1FTSF30P75ED36700 SHB840	3120 SUV, Truck (0-10K GVW)	29,770.77	Oahu	311	01-JUL-2006	9181-673
TRUCK FORD PU 1FTSF30P76EA19565 SHB851	3120 SUV, Truck (0-10K GVW)	29,770.77	Oahu	320	01-JUL-2006	9181-672
TRUCK CHEV PU 1GCGC33F0VF028201 SH8620	3120 SUV, Truck (0-10K GVW)	27,321.70	Oahu	322	01-JUL-1997	9181-522
TRUCK FORD PU 1FTWX32F31EC51446 SH9973	3120 SUV, Truck (0-10K GVW)	32,610.44	Oahu	323	01-JUL-2002	9181-602
TRUCK PTBT DP 2NPNHZ8XX4M816624 SHA994	3120 SUV, Truck (0-10K GVW)	100,682.24	Maui	604	01-JUL-2004	9582-163
LOADER KOMATSU FRONT END WA180-1 12942	3140 Other Motor Vehicles	70,065.85	Maui	605	01-JUL-1993	9585-124
LOADER/BACKHOE NH W/FRNT BKT 031065319	3140 Other Motor Vehicles	70,720.00	Maui	605	01-JUL-2008	9585-140
SPRAYER JB JX00159/1S9ES15182H364203	3140 Other Motor Vehicles	12,395.75	Hawaii	507	01-JUL-2003	9686-118
TRUCK INTL DP 1HTSCAAM02H409694 SHA145	3120 SUV, Truck (0-10K GVW)	64,541.58	Oahu	302	01-JUL-2002	9182-244
SEDAN CHEV 4D 1G1LD55M6SY273323 SH9431	3110 Van, Coupe, Station Wagon	6,100.00	Oahu	303	01-JUL-2000	9181-565
LIGHTTOWER WACKER TRAILER MNTED 5231943	3140 Other Motor Vehicles	9,330.00	Oahu	304	01-JUL-2001	9184-282

TRUCK INT AER 1HTSDAAN9SH641782 SH7261	3120 SUV, Truck (0-10K GVW)	234,584.84	Oahu	305	01-JUL-1995	9182-212
TRAILER ZIEMAN TILT 1CT21E228ZP28276	3120 SUV, Truck (0-10K GVW)	37,696.32	Oahu	313	01-JUL-2008	9183-162
TRACTOR KUBOTA M8200CCS W/ MOWER 11071	3120 SUV, Truck (0-10K GVW)	41,727.45	Oahu	319	01-JUL-2004	9184-301(2)
TRACTOR KUBOTA W/FL MWR 21623	3120 SUV, Truck (0-10K GVW)	19,528.75	Oahu	319	01-JUL-1993	9184-211
LIFT BOOM GROVE AMZ68 SN46668	3140 Other Motor Vehicles	95,907.76	Oahu	339	01-JUL-1999	9186-108
TRUCK FORD PU 1FDWF36P54EA68037 SHB418	3120 SUV, Truck (0-10K GVW)	36,606.02	Oahu	316	01-JUL-2005	9182-262
TRUCK CHEV DP 1GBP7H1J4RJ104079 SH6990	3120 SUV, Truck (0-10K GVW)	45,411.69	Hawaii	507	01-JUL-1994	9682-168
TRUCK DODG PU 3D7MA48C34G117955 SHB204	3120 SUV, Truck (0-10K GVW)	34,060.20	Kauai	402	01-JUL-2004	9881-208
TRUCK UTIL/REF DUMP LFWA1F12X8JB00379	3140 Other Motor Vehicles	26,274.83	Kauai	402	01-JUL-2008	9884-153(2)
TRUCK CHEV PU 1GBHC33F8VF025314 SH8685	3120 SUV, Truck (0-10K GVW)	30,494.93	Hawaii	507	01-JUL-1998	9681-245
TRUCK CHEV PU 1GBHC33F9VF025371 SH8687	3120 SUV, Truck (0-10K GVW)	30,494.93	Hawaii	507	01-JUL-1998	9681-248
BOARD MESSAGE SOLARTE 4GM2M151921208513	3140 Other Motor Vehicles	24,601.28	Hawaii	507	01-JUL-2003	9683-137
TRUCK INT DP 1HTSCABL5VH453068 SH8547	3120 SUV, Truck (0-10K GVW)	47,434.01	Maui	701	01-JUL-1997	9482-110(2)
TRUCK FORD PU 1FTSF30P36EA 19563 SHB847	3120 SUV, Truck (0-10K GVW)	29,770.77	Oahu	302	01-JUL-2006	9181-670
SWEEPER INT 1HTSCAAN81H333472 SH9765	3140 Other Motor Vehicles	135,115.42	Oahu	311	01-JUL-2001	9185-170
TRUCK FORD PU 1FTWX32F61EC51442 SH9942	3120 SUV, Truck (0-10K GVW)	32,714.45	Oahu	313	01-JUL-2001	9181-597
LOADER CATERPILLAR TRACK 939C 9185179	3140 Other Motor Vehicles	94,008.36	Oahu	314	01-JUL-2004	9185-179(2)
TRUCK 08 GMC U 1GDJ6C1BX8F401578 SHD181	3120 SUV, Truck (0-10K GVW)	131,980.86	Oahu	314	01-JUL-2008	9182-271
WELDER/GENERATOR MILLER JG057742	3140 Other Motor Vehicles	3,320.00	Oahu	314	01-JUL-1987	9184-173
CHIPPER BANDIT 280 SN#1110	3140 Other Motor Vehicles	46,666.36	Oahu	318	01-JUL-2006	9186-118
MESSAGE BOARD SOLARTECH 21408564	3140 Other Motor Vehicles	24,834.28	Oahu	339	01-JUL-2003	9184-291
WAGON JEEP LIBERTY 1J4GL48K34W285101 SH	3120 SUV, Truck (0-10K GVW)	23,480.06	Maui	701	01-JUL-2004	9481-112
TRACTOR IH CASE MOWER JX85 S/N HFJ03866	3120 SUV, Truck (0-10K GVW)	46,353.87	Maui	801	01-JUL-2006	9384-107
WELDER GENERATOR TRL/MTD MILLER BIG 40	3140 Other Motor Vehicles	43,297.52	Hawaii	505	01-JUL-2008	9684-228
SEDAN CHEV 4D 1G1ND52J12M723017 SHA535	3110 Van, Coupe, Station Wagon	16,784.17	Hawaii	507	01-JUL-2003	9681-287
SEDAN FORD 4D 1FAFP52U83G236528 SHA921	3110 Van, Coupe, Station Wagon	17,310.50	Hawaii	507	01-JUL-2004	9681-292
TRUCK FORD PU 1FTWW30P36EA03204 SHB922	3120 SUV, Truck (0-10K GVW)	33,836.52	Kauai	402	01-JUL-2006	9881-216
TRUCK GMC DP 1GDK7H1CX2J502518 SHA441	3120 SUV, Truck (0-10K GVW)	82,154.60	Kauai	402	01-JUL-2003	9882-129
TRUCK GMC SP 1GDM7F1395F500635 SHB626	3120 SUV, Truck (0-10K GVW)	211,069.46	Kauai	402	01-JUL-2005	9885-133
TRUCK GMC DP 1GDK7H1C12J502472 SHA440	3120 SUV, Truck (0-10K GVW)	75,362.55	Oahu	310	01-JUL-2003	9182-249
TRUCK FORD PU 1FTSF30P16EA19562 SHB846	3120 SUV, Truck (0-10K GVW)	29,770.77	Oahu	313	01-JUL-2006	9181-669
TRUCK FORD UT 1FMZU34X2WUA20008 SH9546	3120 SUV, Truck (0-10K GVW)	9,075.00	Oahu	313	01-JUL-1998	9181-574(2)
SEDAN FORD 4D 1FAFP53245A303676 SHB782	3110 Van, Coupe, Station Wagon	15,940.24	Oahu	339	01-JUL-2006	9181-657
TRUCK 08 FORD 1FTWF31RF8EC60407 SHD437	3121 SUV, Truck (10K-20K GVW)	40,883.30	Oahu	339	01-JUL-2009	9181-727

SEALER/CLEANER CRAFCO ASPH 3149 & C0185	3140 Other Motor Vehicles	23,040.16	Oahu	321	01-JUL-1983	9185-129
TRUCK CHEV PU 1GBHC33F3VF024894 SH8682	3120 SUV, Truck (0-10K GVW)	30,494.93	Hawaii	507	01-JUL-1998	9681-244
TRUCK FORD PU 1FTSF30P16EA19559 SHB845	3120 SUV, Truck (0-10K GVW)	29,770.77	Oahu	302	01-JUL-2006	9181-666
TRUCK FORD PU 1FTWW32P04ED29682 SHB424	3120 SUV, Truck (0-10K GVW)	32,609.15	Oahu	302	01-JUL-2005	9181-631
TRUCK INTL DP 1HTSCAAM22H409695 SHA148	3120 SUV, Truck (0-10K GVW)	64,021.03	Oahu	310	01-JUL-2002	9182-245
FORKLIFT TCM 6000 FG3DN7 SN44430599	3140 Other Motor Vehicles	1,400.00	Oahu	314	01-JUL-1984	9186-115
MIXER CONCRETE WORKMAN 250 6CU	3140 Other Motor Vehicles	2,080.00	Oahu	314	01-JUL-2000	9184-256
TRAILER RAMP MILLER SNKE700618	3120 SUV, Truck (0-10K GVW)	8,145.80	Oahu	314	01-JUL-1995	9184-218
TRAILER RAMP MILLER SNKE700621	3120 SUV, Truck (0-10K GVW)	8,145.80	Oahu	314	01-JUL-1995	9184-219
TRUCK 08 FORD F350 SN#1FTWW30R28EE55715	3121 SUV, Truck (10K-20K GVW)	45,210.48	Oahu	314	01-JUL-2009	9181-736
WELDER/GENERATOR MILLER JG062668	3140 Other Motor Vehicles	3,320.00	Oahu	314	01-JUL-1987	9184-174
TRUCK FORD PU 1FTWF32PB4EE09702 SHB700	3120 SUV, Truck (0-10K GVW)	29,107.05	Oahu	316	01-JUL-2006	9181-646
TRUCK GMC AER 3GDKC34F41M115307 SHA296	3120 SUV, Truck (0-10K GVW)	98,393.22	Oahu	316	01-JUL-2002	9181-611
TRUCK GMC PU 1GTHC24111E216114 SH9874	3120 SUV, Truck (0-10K GVW)	35,423.92	Oahu	316	01-JUL-2001	9181-587
LOADER JD BAKHOE W/BREAKR T0310SG896727	3140 Other Motor Vehicles	81,665.10	Hawaii	507	01-JUL-2002	9685-154
TRACTOR CASE JX1060C W/SWPSTR HJH011386	3120 SUV, Truck (0-10K GVW)	39,791.41	Hawaii	507	01-JUL-2005	9684-207
TRUCK CHEV PU 1GBHC33F8VF024793 SH8681	3120 SUV, Truck (0-10K GVW)	30,494.93	Hawaii	507	01-JUL-1998	9681-249
ROLLER BOMAG BW120 101170519763	3140 Other Motor Vehicles	32,291.46	Kauai	402	01-JUL-2005	9885-131(2)
TRUCK FORD PU 1FTSF30P56EA 19564 SHB848	3120 SUV, Truck (0-10K GVW)	29,770.77	Oahu	305	01-JUL-2006	9181-671
TRUCK FORD PU 1FTSF30PX6EA 19558 SHB849	3120 SUV, Truck (0-10K GVW)	29,770.77	Oahu	305	01-JUL-2006	9181-665
WELDER LINCOLN 06 SN#159ES14146H364224	3140 Other Motor Vehicles	31,340.00	Oahu	314	01-JUL-2007	9184-317
TRUCK DOD PU 1D7HA16P36J200728 SHD844	3120 SUV, Truck (0-10K GVW)	22,772.77	Oahu	333	01-JUL-2006	9181-684
TRUCK DOD PU 1D7HA16P54J253265 SHB395	3120 SUV, Truck (0-10K GVW)	22,807.16	Oahu	333	01-JUL-2005	9181-638
TRUCK 08 FORD F350 SN#1FTWW30R08EE55714	3121 SUV, Truck (10K-20K GVW)	45,210.46	Oahu	339	01-JUL-2009	9181-735
TANK BITUMUL '96 TRL. MTD. L250T-801	3140 Other Motor Vehicles	8,249.95	Hawaii	507	01-JUL-1997	9683-124
COMPRESSOR ATLAS XAS90 H01600414	3140 Other Motor Vehicles	11,350.07	Oahu	314	01-JUL-1994	9185-151
LOADER WHEEL JCB MDL 411BYE0527687	3140 Other Motor Vehicles	80,936.98	Maui	801	01-JUL-2001	9385-102
TRACTOR IH CASE MOWER JX85 S/N HF J0386	3120 SUV, Truck (0-10K GVW)	52,708.00	Maui	801	01-JUL-2006	9384-106
MACHINE THEMO STRIPING 01903 SHTRL761	3140 Other Motor Vehicles	62,990.00	Hawaii	507	01-JUL-2002	9684-196
ROLLER VIBRATORY HAMM HD70HV 1520780	3140 Other Motor Vehicles	64,999.58	Hawaii	507	01-JUL-2006	9685-163
LIGHT TOWER ALLMAND 1380PRO03	3140 Other Motor Vehicles	8,700.00	Kauai	402	01-JUL-2004	9886-116
TRAILER SPEC 1S9LS1826YH364107 SH728	3120 SUV, Truck (0-10K GVW)	6,249.96	Oahu	302	01-JUL-2001	9183-148
TRUCK GMC DP 1GDJ6C1335F531982 SHC119	3120 SUV, Truck (0-10K GVW)	75,757.88	Oahu	302	01-JUL-2006	9182-267
SWEEPER INT 1HTGLATOY333471 SH9767	3140 Other Motor Vehicles	253,878.68	Oahu	311	01-JUL-2001	9185-169

CRANE TR PET 1XPALBOX2PN331520 SH6034	3140 Other Motor Vehicles	400,386.99	Oahu	314	01-JUL-1993	9182-203
FORKLIFT	3140 Other Motor Vehicles	1,015.00	Oahu	314	01-JUL-1999	9182-225
TRUCK GMC PU 1GTDT19W0Y8270039 SH7728	3120 SUV, Truck (0-10K GVW)	22,161.32	Oahu	314	01-JUL-2001	9181-583(2)
TRUCK FORD PU 1FDWF36P74EA68038 SHB417	3120 SUV, Truck (0-10K GVW)	36,606.01	Oahu	316	01-JUL-2005	9182-261
TRUCK PTBT DUMP 2NPLHZ8X37M673737 SHC57	3120 SUV, Truck (0-10K GVW)	119,353.59	Maui	701	01-JUL-2006	9482-113
LOADER CASE UNILOADER JAF0120730	3140 Other Motor Vehicles	16,897.97	Hawaii	507	01-JUL-1994	9685-141(2)
LOADER/BACKHOE CASE N5C386017	3140 Other Motor Vehicles	87,499.44	Kauai	402	01-JUL-2006	9885-134(2)
MACHINE STRIPING MB SN31276	3140 Other Motor Vehicles	18,621.10	Kauai	402	01-JUL-2000	9884-133(2)
TRAILER TR KG 1TKUO1625CM103196 SH306	3120 SUV, Truck (0-10K GVW)	4,321.12	Oahu	302	01-JUL-1983	9183-113
TRUCK FORD PU 1FTWW32P94ED29681 SHB386	3120 SUV, Truck (0-10K GVW)	32,609.15	Oahu	312	01-JUL-2005	9181-630
TRUCK GMC UT 1GDG6H1C2YJ516513 SH9776	3120 SUV, Truck (0-10K GVW)	83,825.07	Oahu	314	01-JUL-2001	9182-240
TRUCK GMC UT 1GDJ5C1285F506313 SHB641	3120 SUV, Truck (0-10K GVW)	89,889.85	Oahu	314	01-JUL-2005	9182-266
TRAILER UT 4YMUK0815YH042327 SH739	3140 Other Motor Vehicles	2,864.68	Oahu	316	01-JUL-2001	9183-153
SEDAN CHEV 4D 1G3A3G55M5R6397806 SH7304	3110 Van, Coupe, Station Wagon	13,079.22	Oahu	339	01-JUL-1995	9181-500
TRAILER W/SCALE 159EC16195H364193 SH835	3120 SUV, Truck (0-10K GVW)	27,505.00	Admin	117	01-JUL-2006	9183-160
TRAILER WT SCALE EC1611VH364303 SH453	3120 SUV, Truck (0-10K GVW)	17,587.38	Admin	117	01-JUL-1998	9583-108
VAN FORD E150 1FMNE11L77DB34377 SHD237	3110 Van, Coupe, Station Wagon	43,739.25	Admin	135	01-JUL-2009	9181-709
JEEP CHERO 4D 1J4FT28S2YL208971 SH9634	3110 Van, Coupe, Station Wagon	25,030.05	Admin	144	01-JUL-2000	9181-580
TRUCK FORD UT 1FMZU62K12ZC52475 SHA509	3120 SUV, Truck (0-10K GVW)	40,151.83	Admin	144	01-JUL-2003	9181-619
TRAILER WT SCALE LODEC L3030 SH439	3120 SUV, Truck (0-10K GVW)	16,110.93	Maui	603	01-JUL-1997	9583-109
TRUCK INT WT 1HTSDADR8YH212155 SH9497	3120 SUV, Truck (0-10K GVW)	109,811.56	Maui	604	01-JUL-2000	9582-154
TANKER GMC WT 1GDP7H1J5RJ512338 SH7383	3123 SUV, Truck (Over 45K)	65,910.40	Maui	615	01-JUL-1995	9582-144
TRUCK CHEV FB 1GBHC34F2XF008932 SH9189	3110 Van, Coupe, Station Wagon	31,770.59	Maui	615	01-JUL-1999	9581-196
TRUCK CHEV PU 1GCEC14V5YZ295015 SH9682	3120 SUV, Truck (0-10K GVW)	24,122.06	Maui	615	01-JUL-2001	9581-207
TRUCK FORD F350 1FTWW30R98IC60405 SHD28	3120 SUV, Truck (0-10K GVW)	42,466.95	Maui	615	01-JUL-2008	9581-223
TRUCK GMC SWR 1GDP7C1C12J513643 SHA658	3120 SUV, Truck (0-10K GVW)	174,512.49	Maui	615	01-JUL-2003	9585-133
BOARD MESSAGE W/TRL SN1A9MS1513TA378125	3120 SUV, Truck (0-10K GVW)	32,925.89	Hawaii	507	01-JUL-1999	9683-129
ROLLER DYNAPAC 5-8T MODET CC222 SN61711	3140 Other Motor Vehicles	74,765.15	Hawaii	507	01-JUL-2002	9685-158
TRACTOR NW HOLLAND UT W/EXT S/R 199949B	3140 Other Motor Vehicles	72,916.20	Hawaii	556	01-JUL-2004	9684-204
TRAILER LIGHT TOWER ALLMAN 0319PRO04	3120 SUV, Truck (0-10K GVW)	9,241.84	Hawaii	556	01-JUL-2006	9684-211
MACHINE TRANTEX THERMO STRIPING K8548	3140 Other Motor Vehicles	37,988.00	Kauai	402	01-JUL-2007	9884-145(2)
MESSAGE BOARD SOLARTECH 21408505	3140 Other Motor Vehicles	24,921.28	Kauai	402	01-JUL-2003	9886-115(2)
MOWER GRASSHOPPER ZERO TURN 5910855	3140 Other Motor Vehicles	13,020.75	Kauai	402	01-JUL-2010	98842-152
TRAILER ZIEMN 1ZCT21E217ZP27666 SH913	3140 Other Motor Vehicles	11,856.00	Kauai	402	01-JUL-2008	9883-121

TRUCK INT AER 1HTSDAAN9XH646634 SH9259	3120 SUV, Truck (0-10K GVW)	180,024.19	Oahu	305	01-JUL-1999	9182-228
TRUCK CHEV PU 1GCCS19Z3M8133650 SH5416	3120 SUV, Truck (0-10K GVW)	12,368.87	Oahu	306	01-JUL-1991	9181-402
TRUCK CHEV PU 1GCGC33N0RJ408472 SH7615	3120 SUV, Truck (0-10K GVW)	22,672.00	Oahu	306	01-JUL-1995	9181-517(2)
CATERPILLAR MDL 2EC30-E SNA2EC320272	3140 Other Motor Vehicles	31,437.30	Oahu	309	01-JUL-2000	9182-227
TRUCK FORD PU 1FTWX32FX2EC50960 SHA465	3120 SUV, Truck (0-10K GVW)	32,840.18	Oahu	313	01-JUL-2003	9181-613
LIGHTTOWER WACKER TRAILER MNTED 5231942	3140 Other Motor Vehicles	9,330.00	Oahu	319	01-JUL-2001	9184-281
TRAILER UTILITY SHOP-BUILT SOHO22588HON	3120 SUV, Truck (0-10K GVW)	2,855.00	Oahu	319	01-JUL-1988	9180-118
TRUCK FORD PU 1FTZR15X5YPB48057 SH9851	3120 SUV, Truck (0-10K GVW)	29,959.18	Oahu	336	01-JUL-2001	9181-590
TRUCK FORD UT 1FMSU41P94ED77883 SHB343	3120 SUV, Truck (0-10K GVW)	40,060.64	Oahu	336	01-JUL-2005	9181-629
SEDAN 08 CHEV 1G1ZG57B28F164133 SHD364	3110 Van, Coupe, Station Wagon	25,535.00	Oahu	338	01-JUL-2009	9181-718
HYDRA PLATFORM 1H9US3365N196239	3120 SUV, Truck (0-10K GVW)	114,583.70	Hawaii	507	01-JUL-2005	96862-13
SEDAN OLDS 2002 4D 1G3NL52F52C244403 91	3110 Van, Coupe, Station Wagon	7,150.00	Admin	108	01-JUL-2007	SHC 649
SEDAN OLDS 2002 4D 1G3NL52F82C255380 91	3110 Van, Coupe, Station Wagon	7,150.00	Admin	108	01-JUL-2007	SHC 648
SEDAN OLDS 2002 4D 1G3NL52F92C244324 91	3110 Van, Coupe, Station Wagon	7,150.00	Admin	108	01-JUL-2007	SHC 650
SEDAN DODGE #1B3EL36T34N341760	3110 Van, Coupe, Station Wagon	5,400.00	Admin	110	01-JUL-2004	9181-739
TRUCK FORD PICKUP 1FTWW30R78EE55712	3120 SUV, Truck (0-10K GVW)	45,210.46	Admin	117	01-JUL-2009	9181-733
BOARD MESSAGE W/TRAILER 454138	3140 Other Motor Vehicles	19,700.00	Hawaii	507	01-JUL-2012	9684-232(2)
BOARD MESSAGE W/TRAILER 454139	3140 Other Motor Vehicles	19,700.00	Hawaii	507	01-JUL-2012	9684-233(2)
VACUUM STREET SWEEPER MODEL 2260XP	3140 Other Motor Vehicles	520.83	Hawaii	507	01-JUL-1995	9684-199
WATER PUMP 4" WACJ-1114856	3140 Other Motor Vehicles	2,562.46	Kauai	402	01-JUL-2011	DK401078
SEDAN OLDSMOBILE 1994 9181-500	3110 Van, Coupe, Station Wagon	13,027.13	Oahu	339	01-JUL-1994	9181-500(2)
FORD ESCAPE 1FMCU0F2DUB71641 SHF036-13	3110 Van, Coupe, Station Wagon	28,055.20	Hawaii	507	01-JUL-2013	9681-319
TRUCK FORD PU 1FTRF12WX5NA04810 SHB767	3120 SUV, Truck (0-10K GVW)	37,305.33	Oahu	323	01-JUL-2006	9181-653
WAGON GMC ST 1GSAJ85M1R6399216 SH7202	3110 Van, Coupe, Station Wagon	13,932.33	Oahu	331	01-JUL-1995	9181-504
TRUCK FORD PU 1FTYR44U25PA81711 SHB814	3120 SUV, Truck (0-10K GVW)	21,195.80	Oahu	335	01-JUL-2006	9181-676
VAN 09FORD SN#01FTNE14W59DA00920 SH867	3110 Van, Coupe, Station Wagon	35,173.81	Oahu	305	01-JUL-2009	9181-730
CUSH PCMC 1CHMH3274XI0002508 SH144	3140 Other Motor Vehicles	21,747.91	Kauai	402	01-JUL-1999	9881-200
TRUCK FORD F150 1FTEX1CM8CFD01977 SHE991	3120 SUV, Truck (0-10K GVW)	28,905.30	Hawaii	507	01-JUL-2012	9681-316
TRUCK FORD F150 1FTEX1CM6CFD01976 SHE990	3120 SUV, Truck (0-10K GVW)	28,905.30	Hawaii	507	01-JUL-2012	9681-317
TRUCK FORD F150 1FTEX1CM4CFD01975 SHE988	3120 SUV, Truck (0-10K GVW)	28,905.30	Hawaii	507	01-JUL-2012	9681-318

YEAR ACQUIRED	LICENSE PLATE	MAKE	MODEL	YEAR	ACQUISITION COST
HILO MEDICAL CENTER					
2005	B617	CHEVY	VAN	1998	6,241
2005	B703	CHEVY	VAN	1997	9,495
2005	B704	CHEVY	VAN	1997	9,495
2006	C413	OLDSMOBILE	ALERO	2002	6,883
2006	C414	OLDSMOBILE	ALERO	2002	6,883
2006	C415	OLDSMOBILE	ALERO	2002	6,883
2007	C846	DODGE	STRATUS	2001	4,992
2007	C847	OLDSMOBILE	ALERO	2002	6,883
2007	C848	DODGE	INTREPID	2002	6,392
2008	D144	OLDSMOBILE	ALERO	2003	6,205
	SH E484		BUS		

YEAR ACQUIRED	LICENSE PLATE	MAKE	MODEL	YEAR	ACQUISITION COST
HALE HOOLA HAMAKUA					
	SH 4681	FORD	PICK UP TRUCK		
	SH 6489	FORD	VAN		
	SH 7943	OLDSMOBILE	CUTLASS		
	SH 8473	CHEVY	CAPRICE		
	SH A906	CHEVY	VAN		
	SH 357	CHEVY	CLASSIC		

YEAR ACQUIRED	LICENSE PLATE	MAKE	MODEL	YEAR	ACQUISITION COST
KAU HOSPITAL					
	SH 3539	FORD	TAURUS		
	SH 7429	DODGE	RAM 150		
	SH 9862	FORD	CROWN VICTORIA		
	SH D887		EL DORADO		

YEAR ACQUIRED	LICENSE PLATE	MAKE	MODEL	YEAR	ACQUISITION COST
MAUI MEMORIAL MEDICAL CENTER					
1998	SHC627	Toyota	Camry	1998	13,866
2001	SH7742	Toyota	Sienna Van	2000	23,877
2006	SHC536	Chevrolet	Van	1999	4,500
2008	SHD572	Ford	F-150 Pickup	2000	6,000
2008	SHD573	Chevrolet	S-10 Pickup	2001	4,700
2008	SHE281	Chevrolet	SUV Blazer	2002	1,500
2008	SHC537	Oldsmobile	Alero	2002	5,000
2008	SHD574	Oldsmobile	Alero	2002	5,000
2008	SHD575	Oldsmobile	Alero	2003	5,500
2010	MRT095	Ford	Aerotech Van	2007	5,208

YEAR ACQUIRED	LICENSE PLATE	MAKE	MODEL	YEAR	ACQUISITION COST
KULA HOSPITAL					
1991	SH6494	GMC	2500 Truck	1989	16,127
1992	SH5680	Chevrolet	Astro Van	1991	16,672
1994	SH6495	Ford	F-350 Flatbed	1992	25,878
1996	SH6866	Ford	Mini Bus	1994	42,566
1998	SH8274	Chevrolet	3500 Flatbed	1995	27,799
2000	SH8909	Chevrolet	1500 Van	1998	37,066
2005	SH9845	Ford	Taurus Wagon	2000	21,875
2006	SHB926	Ford	E-350 Van	2006	29,926
2007	SHC538	Oldsmobile	Alero	2003	5,000
2009	SHC682	Chevrolet	Entervan	2007	46,838
2010	SHD576	Oldsmobile	Alero	2003	5,500
2010	SHE177	Ford	E-350 Van	2005	19,980
2010	SHE282	Ford	E-350 Van	2010	49,711

YEAR ACQUIRED	LICENSE PLATE	MAKE	MODEL	YEAR	ACQUISITION COST
KAUAI VETERANS MEMORIAL HOSPITAL					
1997	SH8537	CHEVY	PICKUP	2000	6,000
2007	KYS891	NISSAN	ALTIMA	2007	24,000
2007	KYS901	NISSAN	ALTIMA	2007	5,000
2007	KYS893	NISSAN	QUEST	2007	24,730
2009	D954	DODGE	STRATUS	1999	4,500
2009	D950	DODGE	STRATUS	2002	5,000
2009	D952	CHEVY	S-10 PICKUP	1998	24,000
2009	D955	OLDSMOBILE	ALERO	2001	4,700
2010	KYR470	FORD	BUS	2005	27,000

YEAR ACQUIRED	LICENSE PLATE	MAKE	MODEL	YEAR	ACQUISITION COST
LEAHI HOSPITAL					
2007	C626	DODGE	STRATUS	2001	5,200
2007	C771	DODGE	STRATUS	2001	5,000
2008	D391	CHEVY	MALIBU	2004	8,200
2008	D392	DODGE	CARAVAN	2001	4,500

YEAR ACQUIRED	LICENSE PLATE	MAKE	MODEL	YEAR	ACQUISITION COST
MALUHIA					
2005	SHB687	CHEVY	ASTRO VAN	1998	5,500
2007	SHC412	DODGE	STRATUS	2000	4,500
2007	SHC812	FORD	TAURUS	2002	6,500
2008	SHD351	FORD	HANDI VAN	1998	DONATION
2008	SHD390	CHEVY	TRUCK	2001	13,044
2009	SHD432	CHEVY	SILVERADO	2008	28,919

2009	SHE288	CHEVY	CLASSIC	2004	5,400
2009	SHE289	CHEVY	VENTURE	2002	5,600
2009	SHE290	CHEVY	VENTURE	2002	5,600

YEAR ACQUIRED	LICENSE PLATE	MAKE	MODEL	YEAR	ACQUISITION COST
KONA COMMUNITY HOSPITAL					
	SHE158	DODGE	FLATBED TRUCK	2001	
	SHD991	FORD	CARGO VAN	1986	

RATED FUEL ECONOMY	ACTUAL MILEAGE	FUEL CONSUMPTION	AVG FUEL ECONOMY
14 - 16 MPG	8,623	281	30.69
14 - 16 MPG	1,037	78	13.29
14 - 16 MPG	159	-	N/A
14 - 16 MPG	22,059	-	N/A
21 - 32 MPG	10,397	640	16.25
21 - 32 MPG	21,263	421	50.51
20 - 28 MPG	21,701	465	46.67
21 - 32 MPG	20,669	305	67.77
18 - 26 MPG	21,981	560	39.25
21 - 32 MPG	6,298	147	42.84

RATED FUEL ECONOMY	ACTUAL MILEAGE	FUEL CONSUMPTION	AVG FUEL ECONOMY

RATED FUEL ECONOMY	ACTUAL MILEAGE	FUEL CONSUMPTION	AVG FUEL ECONOMY

RATED FUEL ECONOMY	ACTUAL MILEAGE	FUEL CONSUMPTION	AVG FUEL ECONOMY
17/25	87,523		
16/22	68,621		
12/16	34,902		
12/16	33,734	Gas and mileage was not tracked per vehicle in this fiscal period. Total dollars expended in fuel for this fiscal period was $30,702.	
18/26	37,236		
14/18	48,653		
21/30	25,489		
21/30	37,969		
21/30	24,719		
N/A	104,687		

RATED FUEL ECONOMY	ACTUAL MILEAGE	FUEL CONSUMPTION	AVG FUEL ECONOMY
15/19	Inoperable	Gas and mileage was not tracked per vehicle in this fiscal period. Total dollars expended in fuel for this fiscal period was $15,585.	
15/20	128,141		
N/A	45,000		
14/18	92,417		
N/A	871,310		
13/18	138,000		
17/25	76,096		
13/17	117,530		
21/30	108,042		
13/17	35,078		
21/30	15,449		
22/25	60,573		
22/25	19,420		

RATED FUEL ECONOMY	ACTUAL MILEAGE	FUEL CONSUMPTION	AVG FUEL ECONOMY
13- 18 MPG			
19 - 27 MPG			
19 - 27 MPG			
16 - 23 MPG			
20 - 28 MPG			
20 - 28 MPG			
18 - 26 MPG			
18 - 26 MPG			
13- 18 MPG			

RATED FUEL ECONOMY	ACTUAL MILEAGE	FUEL CONSUMPTION	AVG FUEL ECONOMY
20- 28 MPG			
20- 28 MPG			
22 - 30 MPG			
16 - 23 MPG			

RATED FUEL ECONOMY	ACTUAL MILEAGE	FUEL CONSUMPTION	AVG FUEL ECONOMY
14- 18 MPG			
19- 27 MPG			
18- 25 MPG			
16- 23 MPG			
13- 17 MPG			
15- 20 MPG			

21 - 31 MPG			
16 - 22 MPG			
16 - 22 MPG			

RATED FUEL ECONOMY	ACTUAL MILEAGE	FUEL CONSUMPTION	AVG FUEL ECONOMY
12- 16 MPG	5,708	101	
8 - 12 MPG	5,678	100	

LSS Delivery Vans 2012-2013 Figures

Van ID	Gallons	Miles	MPG
Kauai SH B427 2004 Ford E150	**967.8**	**15,473**	**15.98**
Maui SH D871 2009 Chevy 3500	**710.5**	**9,379**	**13.20**
Hawaii SH C117 2006 Ford E250	**1,569.04**	**24,538**	**15.63**
Hawaii SH C118 2006 Ford E250	**1,075.0**	**16,876**	**15.69**
Oahu SH 8486 1997 Chevy 3500	**57.34**	**857.0**	**14.95**
Oahu SH D872 2009 Dodge 3500	**73.489**	**857**	**7.62**
Oahu SH B248 2004 Ford E150	**132.37**	**2,231**	**14.95**
Oahu SH B982 2006 Ford E350	**1,424.66**	**15,927**	**11.18**
Oahu SH D870 2009 Chevy 3500	**1,118.11**	**11,978**	**10.71**
Oahu SH E63 2011 Chevy 3500	**1,576.09**	**16,820**	**10.67**
Totals	**8,704.4**	**114,639.29**	**13.17**

VEHICLE DESCRIPTION	VEHICLE IDENTIFICATION NO.	MODEL YEAR	GROSS VEHICLE WEIGHT RATING	VEHICLE FUEL CONFIGURATION	ACCUMULATED MILEAGE	CITY MPG	HWY MPG	ACQUISITION COST
FORD EXPLORER XLT	1FMZU73K85UB63329	05	1	Gasoline	95,208	14	20	19,875.50
CHEVY IMPALA	2G1WT55K279174315	07	1	Gasoline	60,899	18	28	15,846.64
DODGE CARAVAN	2D4GP44L27R216084	07	2	Gasoline	61,081	17	24	16,396.38
CHEVY IMPALA 4DSD	2G1WF52E249383706	04	1	Gasoline	74,476	17	23	8,300.00
FORD TAURUS 4DSD	1FAFP53U16A226641	06	1	Gasoline	36,551	20	27	11,670.15
FORD CROWN VICTORIA	2FAFP71W34X160758	04	1	Gasoline	48,847	18	25	N/A
CHEVY IMPALA 4DSD	2G1WB58K579385099	07	1	Gasoline	N/A	23	32	10,800.00
VAN CHEVY- 12 PASSENGER	1GBDV13W48D208206	08	2	Gasoline	74,952	16	20	18,644.00
FORD MPVH	1FMZU62K84UC23278	04	1	Gasoline	23,785	16	22	6,300.00
CHEVY VAN - 7 PASSENGER	1GNDV33WX8D209424	08	2	Gasoline	7,436	19	25	24,732.00
VAN CHEVY ALUM CUBE	2GCHG31K5P4105257	93	1	Gasoline	149,324	18	24	N/A
VAN CHEVY ALUM HIGH CUBE	1GBHG31R9X1050367	99	1	Gasoline	120,661	18	25	33,000.00
VAN CHEVY (15 PASSENGER)	1GBHG31U661154933	06	2	Gasoline	42,477	16	20	38,737.08
VAN CHEVY (15 PASSENGER)	1GBHG31061154409	06	2	Gasoline	53,145	16	20	38,737.08
VAN FORD (15 PASSENGER)	1FBSS31L2XHC09723	99	2	Gasoline	119,865	14	19	5,500.00
VAN CHEVY (15 PASSENGER)	1GAHG39U171164862	07	2	Gasoline	76,256	16	20	32,931.00
VAN FORD (15 PASSENGER)	1FCKE39L91HB30838	01	2	Gasoline	97,625	14	19	9,500.00
VAN CHEVY (15 PASSENGER)	1GCGG25C381138596	08	2	Gasoline	55,098	16	20	25,643.97
VAN DODGE (12 PASSENGER)	2B5WB25Y01K544280	01	2	Gasoline	47,661	19	26	7,000.00
VAN DODGE (12 PASSENGER)	2B5WB35Y3VK575308	97	2	Gasoline	55,471	19	26	3,000.00
VAN FORD (7 PASSENGER)	1FBNE31L73HA95815	03	2	Gasoline	100,181	14	19	5,800.00
VAN CHEVY (15 PASSENGER)	1GAHG39U561206447	06	2	Gasoline	78,344	15	20	14,999.00
VAN CHEVY (7 PASSENGER)	1GAGG25V051187261	05	2	Gasoline	112,311	16	20	8,200.00
VAN CHEVY (12 PASSENGER)	1GAGG29R211237164	01	2	Gasoline	104,725	15	20	4,100.00
P/U CHEVY S-10	1GCCS145618207188	01	1	Gasoline	19,583	15	20	3,700.00
VAN GMC (15 PASSENGER)	1GJHG39R611231295	01	2	Gasoline	60,778	16	20	N/A
VAN CHEVY (7 PASSENGER)	1GAGG25R521220883	02	1	Gasoline	61,978	19	25	N/A
VAN CHEVY (7 PASSENGER)	1GAGG25K691160951	09	1	Gasoline	76,730	19	25	N/A
CHEVY SUBURBAN	3GNGK26RSTG130308	96	1	Gasoline	178,051	12	16	1,275.24
CHEVY SUBURBAN	1GNGK26R4XJ331492	99	1	Gasoline	73,066	12	16	N/A
FORD BUS	1FBJS31H3RHB30345	94	4	Gasoline	34,948	N/A	N/A	10,000.00
VAN FORD 138 ECONOLINE	1FTHE24L2VHC01475	97	2	Gasoline	16,292	15	20	17,985.37
VAN FORD 138 ECONOLINE	1FTHE24L0VHC01474	97	2	Gasoline	79,459	15	20	N/A
VAN FORD ECONOLINE CARGO	1FTNE24LXXHC01472	99	2	Gasoline	N/A	15	20	22,654.64
VAN FORD	1FMEE116XVHC10500	97	1	Gasoline	79,642	15	20	8,984.32
VAN FORD	1FTRE1428XHA90651	99	1	Gasoline	38,028	15	20	5,000.00

As of June 30, 2013

VEHICLE DESCRIPTION	VEHICLE IDENTIFICATION NO.	MODEL YEAR	GROSS VEHICLE WEIGHT RATING	VEHICLE FUEL CONFIGURATION	ACCUMULATED MILEAGE	CITY MPG	HWY MPG	ACQUISITION COST
P/U FORD	1FTNF20528EE58066	08	1	Gasoline	6,000	14	20	20,560.00
VAN FORD	1FDWE35L09DA35445	09	1	Gasoline	59,780	N/A	N/A	41,660.00
VAN FORD F-150	1FTEE14Y1DHB58738	83	1	Gasoline	37,905	17	22	N/A
SDN TOYOTA COROLLA 4DR	1NXBR32E53Z054203	03	1	Gasoline	88,624	30	38	14,895.74
FORD TAURUS 4DR	1FAFP53U95A202957	05	1	Gasoline	32,878	19	25	15,338.34
VAN DODGE	2B7KB31Z8LK742668	90	1	Gasoline	85,697	19	26	800.00
SDN CHEVY CAPRICE	1G1BL54E6LA146364	90	1	Gasoline	99,174	18	26	13,821.00
BUS CHEVY (60 PASSENGER)	1GBM6P1G2HV102908	87	N/A	N/A	111,963	N/A	N/A	22,000.00
S/W CHEVY	1GNGK26K8RJ398652	94	1	Gasoline	169,151	23	30	24,990.83
SDN OLDS CIERA	1G3AJ55M276356073	96	1	Gasoline	68,217	17	26	14,720.06
VAN FORD AEROSTAR	1FMCA11U3VZA92138	97	1	Gasoline	151,027	17	23	17,232.72
SDN CHEVY CORSICA	1G1LD55M6SY270745	95	1	Gasoline	112,543	24	31	6,300.00
TRUCK CHEVY S-10	1GCCCS14Z0R8227029	94	1	Gasoline	51,654	15	20	5,000.00
P/U TRUCK CHEVY	1GCCS14Z8R8225741	94	1	Gasoline	74,991	15	20	5,000.00
VAN CHEVY	1GCDG15Z6RF177432	94	2	Gasoline	97,811	16	20	5,200.00
VAN CHEVY (15 PASSENGER)	1GAHG39U431127864	03	3	Gasoline	217,610	13	16	28,925.00
P/U DODGE	1B6KF226Z3TJ193286	96	1	Gasoline	97,373	13	17	4,200.00
VAN FORD 3 DR E-350 (15 PASSENGER)	1FBSS31L03HA30834	03	2	Gasoline	227,106	N/A	N/A	22,739.23
P/U DODGE	3B6MC3657WM270379	98	2	Gasoline	50,937	13	17	N/A
VAN DODGE	2B5WB35Z4YK159345	00	2	Gasoline	N/A	19	26	N/A
P/U TRUCK CHEVY	1GBJC34N9ME138104	91	1	Gasoline	165,103	15	20	61,817.70
CHEVY IMPALA 4DSD	2G1WC58R879370901	07	1	Gasoline	34,487	18	28	21,300.00
VAN CHEVY	1GAHG35U071225902	07	1	Gasoline	208,772	16	20	30,820.00
VAN CHEVY	1GAHG35U171227156	07	2	Gasoline	199,586	16	21	30,820.00
VAN FORD	1FBNE31L08DB31939	08	1	Gasoline	116,504	15	20	30,820.00
VAN FORD	1FBNE31L98DB31938	08	1	Gasoline	113,134	15	20	30,820.00
VAN FORD (12 PASSENGER)	1FBNE31L38DB31935	08	2	Gasoline	96,722	16	21	23,933.64
P/U CHEVY	1GCEK14HOCF330549	82	1	Gasoline	85,847	20	26	2,500.00
SDN CHEVY CAPRICE	1G1BL53EXNR152593	92	1	Gasoline	51,687	18	26	15,039.17
VAN CHEVY	1GAGG25RXW1041633	98	2	Gasoline	191,911	16	21	N/A
VAN CHEVY	1GAGG25R5W1041507	98	2	Gasoline	163,821	16	21	26,380.00
VAN GMC	2GJGG35K0K4511096	89	2	Gasoline	108,572	13	15	5,000.00
P/U CHEVY	1GCGR24K0HJ171865	87	1	Gasoline	700,937	20	26	11,000.00
4DSD CHEVY	1G1BL52K0SR163723	95	1	Gasoline	78,763	19	25	
SDN CHEVY 4DR	1G1BL51H5HA176882	87	1	Gasoline	N/A	23	32	12,000.00
CHEVY BUS (20 PASSENGER)	2GBHG31K2M4113994	94	2	Gasoline	270,553	N/A	N/A	2,500.00

As of June 30, 2013

VEHICLE DESCRIPTION	VEHICLE IDENTIFICATION NO.	MODEL YEAR	GROSS VEHICLE WEIGHT RATING	VEHICLE FUEL CONFIGURATION	ACCUMULATED MILEAGE	CITY MPG	HWY MPG	ACQUISITION COST
VAN FORD (7 PASSENGER)	1FMDA31UXVZC14865	97	1	Gasoline	967,060	17	22	N/A
FORD ECONOLINE VAN	1FBSS31LOWHC07189	98	2	Gasoline	77,114	15	20	N/A
CHEVY IMPALA	2G1WF55K929331242	02	1	Gasoline	270,553	19	29	N/A
CHEVY IMPALA	2G1WF55K439323471	03	1	Gasoline	121,961	21	32	N/A
CHEVY ASTRO VAN	1GNDM19W1WB187921	98	2	Gasoline	137,184	16	21	N/A
VAN CHEVY - 12 PASSENGER	1GNDV33W08D209402	08	2	Gasoline	11,396	16	21	24,732.00
FORD FLAT BED	1FDWF36509EA15056	09	1	Gasoline	34,534	N/A	N/A	N/A
FORD BUS (HANDIVAN)	1FDXE45F51HB03398	01	3	Gasoline	445,930	N/A	N/A	71,579.00
SUV CHEVY BLAZER SILVER	1GNEK18K5NJ348042	92	2	Gasoline	1,242,933	13	16	N/A
VAN DODGE RAM	2B7KB31Z7KK386886	89	2	Gasoline	9,918	13	17	N/A
MPVH CHEVY	1GNEV18K8MF133148	91	1	Gasoline	118,181	16	20	N/A
CHEVY 4DR SEDAN	2G1WL52KXW9328160	98	1	Gasoline	N/A	23	32	N/A
DODGE INTREPID	2B3HD46V32H258711	02	1	Gasoline	71,175	21	30	2,500.00
FORD BRONCO	1FMEU15N5NLA72429	92	1	Gasoline	131,553	14	18	11,000.00
VAN CHEVY (12 PASSENGER)	1GAHG35R6V1036910	97	2	Gasoline	45,717	16	20	28,344.00
TRUCK CHEVY CREW CAB	1GCHK33R1WF010843	98	2	Gasoline	49,970	13	16	28,600.00
VAN CHEVY (15 PASSENGER)	1GAHG39R6W1041049	98	2	Gasoline	52,727	16	21	28,810.00
VAN CHEVY (12 PASSENGER)	1GAHG35R3V1038792	97	2	Gasoline	38,520	16	21	28,344.00
VAN CHEVY (12 PASSENGER)	1FBNE31LX8DB31933	08	2	Gasoline	32,617	16	21	23,933.64
CHEVY MALIBU SDN	1G1ZG57N094104925	09	1	Gasoline	21,763	23	32	19,695.00
VAN TOYOTA SIENNA	5TDZA23C45S307083	05	1	Gasoline	12,579	18	24	24,036.31
TOYOTA CAMRY	JTNBE46K473023425	07	1	Gasoline	12,050	24	34	21,821.69
VAN FORD E-350 (15 PASSENGER)	1FBNE3BL4ADA55341	10	2	Gasoline	17,420	17	22	N/A
VAN FORD E-350 (15 PASSENGER)	1FBNE3BL6ADA55342	10	2	Gasoline	21,150	17	22	N/A
VAN FORD E-350 (15 PASSENGER)	1FBNE3BL8ADA55343	10	2	Gasoline	20,601	17	22	N/A
VAN CHEVY EXPRESS (15 PASSENGER)	1GAHG39R9W1042308	98	2	Gasoline	48,183	16	22	28,810.00
SDN CHEVY MALIBU	1G1ND52M8X6160098	99	1	Gasoline	126,936	23	32	18,452.70
SDN FORD MERCURY 4DR	1MEFM50UXXG640960	99	1	Gasoline	33,308	25	34	18,373.00
VAN CHEVY (15 PASSENGER)	1GAHG39R411150280	01	2	Gasoline	51,561	16	22	28,875.00
TOYOTA TACOMA	5TETU62N86Z198574	06	1	Gasoline	8,583	20	27	22,942.28
VAN CHEVY EXPRESS	1GAHG39K781195534	08	1	Gasoline	23,016	15	20	N/A
VAN CHEVY EXPRESS	1GAHG39K081193544	08	1	Gasoline	21,947	15	20	N/A
FORD PICK-UP	1FTNF20579EA12416	09	1	Gasoline	7,960	17	22	N/A
FORD PICK-UP	1FTNF20559EA12415	09	1	Gasoline	4,720	17	22	N/A
SUV FORD EXPEDITION	1FMPU18L2WLB26127	98	1	Gasoline	122,086	11	15	30,042.48
SUV CHEVY TAHOE	1GNEK13R1XJ336168	99	2	Gasoline	113,273	12	16	31,600.00

As of June 30, 2013

VEHICLE DESCRIPTION	VEHICLE IDENTIFICATION NO.	MODEL YEAR	GROSS VEHICLE WEIGHT RATING	VEHICLE FUEL CONFIGURATION	ACCUMULATED MILEAGE	CITY MPG	HWY MPG	ACQUISITION COST
TOYOTA 4RUNNERMPVH	JTEBT14R960060006	06	1	Gasoline	71,200	18	22	33,419.33
FORD F-150 PKUP	1FTRWO7L32KC14767	02	1	Gasoline	109,506	17	22	12,965.00
INFINITI G35	JNKCV51E13M021439	03	1	Gasoline	86,549	19	26	3,177.77
HONDA ODYSSEY	5FNRL384978416566	07	2	Gasoline	43,805	16	23	32,240.00
MINI COOPER S	WMWRE33575TL14314	05	1	Gasoline	49,904	25	32	21,725.00
VAN TOYOTA SIENNA (7 PASSENGER)	5TDZA23C24S116079	04	1	Gasoline	93,875	19	27	26,000.00
PONTIAC SEDAN 4DR	1G2WP52K82F177630	02	1	Gasoline	61,840	15	22	N/A
ENVOY GMC	1GKDS13S942116533	04	1	Gasoline	90,326	12	17	N/A
EXPLORER FORD	1FMEU7D88AUA09845	10	1	Gasoline	21,927	14	20	N/A
CROWN VICTORIA FORD	2FABP7BV5AX103011	10	1	Gasoline	21,276	18	25	25,538.86
P/U FORD F-150	1FTFW1E8XAFB11389	10	1	Gasoline	27,949	19	25	N/A
EXPLORER FORD	1FMEU7D81AUA36224	10	1	Gasoline	40,892	14	20	22,720.96
TAURUS FORD	1FAHP2EW7AG130962	10	1	Gasoline	22,099	19	25	N/A
FUSION HYBRID FORD	3FADP9L36AR363221	10	1	Gasoline	24,835	N/A	N/A	29,075.00
POLICE INTERCEPTER FORD	2FAP71W5XX208541	99	1	Gasoline	58,042	15	19	N/A
SDN TOYOTA COROLLA	1NXBR32E03Z031461	03	1	Gasoline	21,310	30	38	14,895.74
FORD TAURUS	1FAFP53U95A202960	05	1	Gasoline	12,499	19	25	14,941.91
TRUCK STAKE INTL	1HTSCPEL8PH469511	93	N/A	N/A	25,500	N/A	N/A	5,000.00
S/W FORD	1FACP55U5NG188181	92	1	Gasoline	29,200	15	21	18,260.48
P/U TRUCK CHEVY 1/2	1GCDC14H1PE155409	93	1	Gasoline	28,423	15	20	13,198.00
DUMP TRUCK CHEVY	1GBJ7H1M7PJ105062	93	6	Gasoline	90,322	N/A	N/A	42,889.00
SDN CHEVY CELEBRITY 4DR	1G1AW51R8K6226079	89	1	Gasoline	47,440	23	30	4,850.00
SDN OLDS CIERA 4DR	1G3AG55M3R6330749	94	1	Gasoline	49,693	17	26	13,436.50
TRUCK, FLATBED CHEV	1GBHC34K6PE15971	93	2	Gasoline	24,892	N/A	N/A	19,498.00
VAN CHEVY ASTRO WHITE	1GNDM15Z4NB223129	92	2	Gasoline	178,994	15	20	14,629.87
P/U FORD	1FTYR10C1YTB21834	00	1	Gasoline	44,210	15	20	14,127.51
P/U TRUCK FORD	1FTFF25N9JPA12259	88	1	Gasoline	52,532	15	20	13,763.00
OLDS SDN	1G3AG55M5R6430433	95	1	Gasoline	42,105	19	25	16,539.95
P/U DODGE	1B7GE16X4MS302413	91	2	Gasoline	27,031	13	17	5,600.00
VAN CHEVY (15 PASSENGER)	1GAHG39R9W1042633	98	2	Gasoline	204,414	16	21	24,995.00
VAN GMC (15 PASSENGER)	1GJHG39R4Y1110596	00	2	Gasoline	109,737	N/A	N/A	24,999.84
VAN CHEVY (15 PASSENGER)	1GAHG39RX21154903	02	2	Gasoline	N/A	16	21	27,740.00
CHEVY BUS (20 PASSENGER)	1GBH31K1K0RF156490	94	N/A	N/A	60,811	N/A	N/A	2,500.00
VAN FORD (7 PASSENGER)	1FBHE31H0SHB47695	95	2	Gasoline	67,105	16	21	N/A
VAN CHEVY (15 PASSENGER)	1GAHG39R8W1042123	98	2	Gasoline	171,100	16	21	24,995.00
VAN FORD	1FTJE34HXLHA49896	90	1	Gasoline	24,875	15	20	N/A

As of June 30, 2013

VEHICLE DESCRIPTION	VEHICLE IDENTIFICATION NO.	MODEL YEAR	GROSS VEHICLE WEIGHT RATING	VEHICLE FUEL CONFIGURATION	ACCUMULATED MILEAGE	CITY MPG	HWY MPG	ACQUISITION COST
CHEVY LUMINA	2G1WL52K7X9232388	99	1	Gasoline	57,956	20	29	4,000.00
VAN CHEVY	1GBJP32R9V3315323	97	2	Gasoline	13,277	16	20	5,000.00
VAN CHEVY (15 PASSENGER)	1GAHG39R6W1041584	98	2	Gasoline	179,095	16	21	24,995.00
VAN FORD - 12 PASSENGER	1FBNE31L78DB31937	08	2	Gasoline	90,612	14	19	23,933.64
VAN FORD - 12 PASSENGER	1FBNE31L18DB31934	08	2	Gasoline	97,849	14	19	23,933.64
SDN CHEVY CAPRICE 4DR	1G1BL5374NR130218	92	1	Gasoline	N/A	18	26	300.00
P/U TRUCK CHEVY 2500	1GCFC24H2JZ229094	88	1	Gasoline	89,379	20	26	N/A
FORD TAURUS 4DR SDN	1FAFP53U05A202958	05	1	Gasoline	125,173	19	25	14,941.91
P/U TOYOTA TACOMA	5TESN92NX4Z340706	04	1	Gasoline	83,377	20	27	3,567.71
LINCOLN NAVIGATOR	5LMFU27R83LJ22955	03	2	Gasoline	79,818	12	17	N/A
NISSAN MAXIMA	JN1DA31A53T416736	03	1	Gasoline	N/A	19	26	N/A
P/U CHEVY	3GCPCSE00BG155995	11	1	Gasoline	46,852	15	20	28,855.00
DODGE VAN (7 PASSENGER)	2D4RN5D15AR467420	10	1	Gasoline	39,710	17	24	28,545.00
DODGE VAN (7 PASSENGER)	2D4RN5D17AR467421	10	1	Gasoline	58,447	17	24	28,545.00
FORD EXPLORER	1FMEU7D87AUB14103	10	1	Gasoline	N/A	14	20	35,655.00
FORD EXPLORER	1FMEU7D85AUB14102	10	1	Gasoline	38,900	14	20	35,655.00
FORD EXPLORER	1FMEU7D83AUB14101	10	1	Gasoline	29,656	14	20	35,655.00
VAN CHEVY	1GAGG35M2D7118662	83	2	Gasoline	N/A	16	20	7,383.42
VAN CARGO FORD	1FDKF38L0GNB29792	86	2	Gasoline	N/A	15	20	1,283.54
SDN FORD CROWN VICTORIA	2FAFP71W9XX128854	99	1	Gasoline	71,816	18	25	33,736.24
SDN FORD CROWN VICTORIA	2FAFP71W0XX128855	99	1	Gasoline	136,970	18	25	33,736.24
SDN CHEVY CAPRICE 4DR	1G1BL5377PR136808	93	1	Gasoline	127,145	18	26	3,000.00
VAN CHEVY (12 PASSENGER)	1GAHG35R711149761	01	2	Gasoline	93,908	16	21	27,865.00
VAN CHRYSLER VOYAGER	2C4GJ45ROYR816296	00	2	Gasoline	197,231	16	22	16,666.66
FORD TAURUS 4DSD	1FAFP55U61G120656	01	1	Gasoline	145,785	19	25	14,790.72
BUS FORD	1FDLE40F8THB16574	96	N/A	N/A	N/A	N/A	N/A	55,617.00
SDN FORD CROWN VICTORIA	2FAFP71W12X151778	02	1	Gasoline	137,321	17	25	22,363.81
P/U TRUCK FORD RANGER	1FTYR14V6YPA60615	00	1	Gasoline	147,721	17	22	13,720.00
CROWN VICTORIA FORD	2FAFP73W63X206823	03	1	Gasoline	52,091	18	25	23,716.16
FORD CROWN VICTORIA POLICE INTER	2FAFP71W0YX183985	00	1	Gasoline	152,899	16	20	8,000.00
FORD 4DR SDN	1FAFP5328YG278038	00	1	Gasoline	67,329	19	25	N/A
SUV CHEVYY TAHOE	1GHEK18K3PH352739	93	2	Gasoline	171,215	12	16	N/A
VAN DODGE	2B7HB11XXWK138800	98	2	Gasoline	N/A	19	26	N/A
VAN DODGE	2B4JB25Y4YK156803	00	2	Gasoline	N/A	19	26	N/A
VAN DODGE	2B5WB35Z2YK159344	00	2	Gasoline	87,416	13	16	N/A
VAN CHEVY	1GBHG31Y7SF161597	95	2	Gasoline	N/A	16	20	N/A

As of June 30, 2013

VEHICLE DESCRIPTION	VEHICLE IDENTIFICATION NO.	MODEL YEAR	GROSS VEHICLE WEIGHT RATING	VEHICLE FUEL CONFIGURATION	ACCUMULATED MILEAGE	CITY MPG	HWY MPG	ACQUISITION COST
CHEVY IMPALA POLICE INTERCEPTOR	2G1WF55K919300345	01	1	Gasoline	154,375	20	30	2,500.00
CHEVY IMPALA POLICE INTERCEPTOR	2G1WF55KX19298735	01	1	Gasoline	99,016	20	30	3,200.00
SDN FORD CROWN VICTORIA	2FAFP71W 22X159159	02	1	Gasoline	107,582	18	25	N/A
OLDS ALERO 4DSD	1G3NL52F82C264886	02	1	Gasoline	46,975	24	32	N/A
CHEVY 4DSD IMPALA	2G1WF55K529324191	02	1	Gasoline	129,358	21	32	N/A
CHEVY 4DSD IMPALA	2G1WF55K529335188	02	1	Gasoline	126,649	21	32	N/A
SDN FORD CROWN VICTORIA	2FAFP71W87X123354	07	1	Gasoline	43,661	18	25	N/A
SDN FORD CROWN VICTORIA	2FAFP71W07X115507	07	1	Gasoline	38,577	18	25	N/A
SDN FORD CROWN VICTORIA	2FAFP71W97X115506	07	1	Gasoline	32,735	18	25	N/A
SDN FORD CROWN VICTORIA	2FAFP71W17X123356	07	1	Gasoline	35,160	18	25	N/A
SDN FORD CROWN VICTORIA	2FAFP71W67X123353	07	1	Gasoline	53,703	18	25	N/A
SDN FORD CROWN VICTORIA	2FAFP71WX7X123355	07	1	Gasoline	43,510	18	25	N/A
SDN FORD CROWN VICTORIA	2FAFP71W37X123357	07	1	Gasoline	72,480	18	25	N/A
SUV TAHOE	1GNEK13Z22J317041	02	2	Gasoline	176,817	12	16	N/A
OLDS ALERO	1G3NL52F73C283026	03	1	Gasoline	68,161	24	32	N/A
P/U FORD	1FTRF27W4XKC02883	99	1	Gasoline	100,432	15	20	N/A
VAN CHEVY	1GAHG39U941210322	04	2	Gasoline	113,997	16	20	N/A
VAN CHEVY	1GAHG39U831161094	03	2	Gasoline	77,815	16	20	N/A
SDS FORD 4DSD	2FAFP71W0XX208558	99	1	Gasoline	156,395	19	25	N/A
SDN FORD CROWN VICTORIA	2FAHP71W14X160847	04	1	Gasoline	61,142	18	25	4,000.00
SDN FORD CROWN VICTORIA	2FAHP71WX3X201417	03	1	Gasoline	97,284	18	25	4,000.00
CHEVY IMPALA	2GA2F55K339339340	03	1	Gasoline	27,680	21	32	3,500.00
4DSD CHEVY	2G1WS581069369463	06	1	Gasoline	60,300	17	26	N/A
FORD MPVH	1FMZU67K74UC21126	04	1	Gasoline	15,678	16	22	10,250.00
FORD MPVH	1FMZU67K04UC21128	04	1	Gasoline	23,500	16	22	9,700.00
FORD MPVH	1FMZU67K54UC21125	04	1	Gasoline	21,857	16	22	9,700.00
CHEVY SUBURBAN	1GNFK16Z24J286408	04	1	Gasoline	28,107	12	16	10,750.00
FORD PVAN	1FBNE31L64HB001413	04	1	Gasoline	N/A	15	20	7,400.00
FORD S.TRAC	1FMZU67K94UC21127	04	1	Gasoline	N/A	16	22	9,300.00
CHEVY PVAN	1GNDM19W3VB171573	97	1	Gasoline	N/A	16	21	3,235.00
HONDA 2DR SDN	1HGEJ7122VL052992	97	1	Gasoline	N/A	20	25	4,950.00
CHEVY MPVH	1GNDT13S642387201	04	1	Gasoline	20,670	16	20	9,125.00
CHEVY MPVH	1GNDT13S532330213	03	1	Gasoline	22,823	16	20	6,400.00
FORD 4DR SDN	2FAFP71W55X153098	05	1	Gasoline	20,911	18	25	6,000.00
HUMMER H2	5GRGN23U23H139903	03	2	Gasoline	N/A	N/A	N/A	N/A
VAN CHEVY EXPRESS	1GAGG25R6X1082004	99	2	Gasoline	63,280	16	20	29,432.28

As of June 30, 2013

VEHICLE DESCRIPTION	VEHICLE IDENTIFICATION NO.	MODEL YEAR	GROSS VEHICLE WEIGHT RATING	VEHICLE FUEL CONFIGURATION	ACCUMULATED MILEAGE	CITY MPG	HWY MPG	ACQUISITION COST
JEEP MPVH	1J4FT27S9SL642619	95	1	Gasoline	169,558	18	20	17,593.82
SDN FORD CROWN VICTORIA	2FAFP71W5XX128852	99	1	Gasoline	119,221	17	25	35,744.56
SUV CHEVY TAHOE	1GNEK13R6XR147923	99	2	Gasoline	133,493	12	16	44,828.11
VAN CHEVY (12 PASSENGER)	1GAHG35R111150632	01	2	Gasoline	107,270	16	21	27,865.00
FORD ECONOLINE CLUB VAN	1FBSS31L75HA83503	05	1	Gasoline	88,318	15	20	32,873.36
FORD ECONOLINE CLUB VAN	1FBSS31L95HA83504	05	1	Gasoline	87,844	15	20	32,873.36
FORD CROWN VICTORIA	2FAFP71W65X133345	05	1	Gasoline	84,543	18	25	34,634.86
SDN FORD CROWN VICTORIA 4DR	2FAHP71WX4X160846	04	1	Gasoline	79,073	18	25	N/A
SDN FORD CROWN VICTORIA	2FAHP71V59X117952	09	1	Gasoline	28,432	18	25	N/A
FORD TAURUS 4DR SDN	1FAFP53U25A202959	05	1	Gasoline	91,982	19	25	14,941.91
SDN FORD CROWN VICTORIA	2FAFP71W7XX128853	99	1	Gasoline	44,000	18	25	34,211.24
VAN CHEVY	1GCHG35U031158770	03	2	Gasoline	55,805	16	20	37,770.42
SDN FORD CROWN VICTORIA	2FAFP71W33X207379	03	1	Gasoline	66,800	18	25	30,238.05
FORD POLICE INTERCEPTOR	2FAFP71WX6X109566	06	1	Gasoline	25,320	15	19	N/A
P/U TRUCK DODGE RAMCHARGER	3B4GM07Y1MM031885	91	1	Gasoline	126,197	13	17	3,000.00
SDN FORD CROWN VICTORIA 4DR	2FAFP71W7YX131415	00	1	Gasoline	71,929	18	25	31,876.88
FORD CROWN VICTORIA	2FAFP71WX5X133347	05	1	Gasoline	68,396	18	25	38,773.77
FORD CROWN VICTORIA	2FAFP71W85X133346	05	1	Gasoline	59,879	18	25	38,773.77
SDN FORD CROWN VICTORIA	2FAFP71W5XX200813	99	1	Gasoline	130,197	18	25	N/A
SDN FORD CROWN VICTORIA	2FAFP71W9YX169552	00	1	Gasoline	114,166	18	25	N/A
SDN FORD CROWN VICTORIA	2FALP71WXVX185547	97	1	Gasoline	92,428	18	25	N/A
VAN FORD - 12 PASSENGER	1FBNE31L58DB31936	08	2	Gasoline	24,404	16	21	N/A
4DSD CHEVY	2G1WF55K359339339	05	1	Gasoline	47,323	17	23	N/A
SDN CHEVY IMPALA 4 DR	2G1WF55K5Y9357362	00	1	Gasoline	68,724	19	29	7,739.43
SDN CHEVY IMPALA 4 DR	2G1WF55K3Y9356470	00	1	Gasoline	66,127	19	29	7,739.43
CHEVY PVAN	1GNFG15M8X1157875	99	1	Gasoline	53,630	16	20	4,000.00
FORD VAN - 7 PASSENGER	1FCKE39L01HB30842	01	1	Gasoline	73,292	17	22	7,000.00
SDS OLDS 4DSD	1G3NL52F32C249891	02	1	Gasoline	27,238	19	25	4,500.00
SDS DODGE 4DSD	1B3EL36T44N341914	04	1	Gasoline	27,295	19	25	6,700.00
SDS DODGE 4DSD	1B3EL36T54N341615	04	1	Gasoline	28,326	19	25	6,700.00
P/U CHEVY	1GCCS145018207333	01	1	Gasoline	32,758	15	20	4,500.00
CHEVY VAN - 7 PASSENGER	1GNDV33W08D209402	01	1	Gasoline	11,482	19	25	24,732.00
SDS FORD 4DSD	2FAFP71W8XX208548	99	1	Gasoline	128,021	19	25	28,542.00
SDS FORD 4DSD	2FAFP71W1XX208553	99	1	Gasoline	127,273	19	25	28,542.00
SDS FORD 4DSD	2FAFP71W4YX192382	00	1	Gasoline	115,903	19	25	25,858.00
VAN CHEVY ASTRO PASS	1GNDM15Z6RB179057	94	2	Gasoline	91,771	16	20	8,000.00

As of June 30, 2013

VEHICLE DESCRIPTION	VEHICLE IDENTIFICATION NO.	MODEL YEAR	GROSS VEHICLE WEIGHT RATING	VEHICLE FUEL CONFIGURATION	ACCUMULATED MILEAGE	CITY MPG	HWY MPG	ACQUISITION COST
P/UP CHEVY	1GBJ634R2YF481341	00	1	Gasoline	422,917	15	20	29,530.00
ECONOLINE FORD 15 PASS CLUB WAGON	1FBSS31S65HA18696	05	2	Gasoline	335,387	19	19	22,354.80
FORD TRUCK	1FTYR10U66AO6404	06	1	Gasoline	10,240	21	26	13,898.31
MAZDA TRUCK	4F4YR16V8YTM26845	00	1	Gasoline	67,751	15	19	11,101.00
VAN FORD	2FMZA51677BA17676	07	1	Gasoline	24,446	15	20	19,156.14
VAN CHEVY (7 PASSENGER)	1GAHG35K0911301261	09	1	Gasoline	44,240	19	25	29,373.00
VAN CHEVY (7 PASSENGER)	1GAHG35K391129649	03	1	Gasoline	35,707	16	20	29,373.00
VAN CHEVY ASTRO	1GNDM15W7NB1470	92	1	Gasoline	1,571,166	15	19	6,879.65
VAN FORD CLBWGN	1FBH2187GHC14228	86	2	Gasoline	3,902	15	19	N/A
SUV CHEVY (15 PASSENGER)	2GAGG39K1N4123695	92	2	Gasoline	61,635	16	21	23,341.65
P/U DODGE	D14AE2S549418	72	1	Gasoline	N/A	13	17	N/A
P/U CHEVY	CDD14AZ107720	80	1	Gasoline	N/A	15	20	N/A
SUV CHEVY S10 BLAZER	1GNCT18W7N0158305	92	1	Gasoline	72,172	13	16	5,000.00
VAN CHEVY	2GAGG35K9N4133834	92	1	Gasoline	14,792	16	20	7,000.00
P/U CHEVY	1GCGR24K0HJ166018	87	1	Gasoline	7,973	15	20	5,000.00
P/U TRUCK DODGE W/ CREWCAB D350	1B7KD36W9FS634124	85	2	Gasoline	77,474	13	17	N/A
VAN CHEVY (12 PASSENGER)	2GAFG35K5P4148572	93	2	Gasoline	N/A	16	20	N/A
VAN FORD AEROSTAR	1FMCA11U4SZA04807	94	1	Gasoline	135,770	17	23	N/A
P/U CHEVY	CCY143Z159016	73	1	Gasoline	N/A	15	20	2,500.00
S/W GMC	1GDHC34M2GJ529488	86	1	Gasoline	73,578	15	21	2,500.00
VAN FORD (16 PASSENGER)	1FBJS31H4JHA21297	88	2	Gasoline	N/A	14	19	N/A
VAN FORD (16 PASSENGER)	1FBJS31H6JHA21298	88	2	Gasoline	N/A	14	19	N/A
P/U TRUCK DODGE RAM CHARGER	3B4GW12W0HM729741	87	1	Gasoline	89,038	13	17	5,000.00
VAN CHEVY (7 PASSENGER)	1GBHG31K8SF206395	95	1	Gasoline	30,882	15	20	30,932.39
P/U CHEVY TRUCK	CKD14AS139398	80	1	Gasoline	N/A	15	20	N/A
SUV FORD BRONCO	1FMCU14T9HUA61987	88	2	Gasoline	64,460	14	18	15,000.00
P/U CHEVY K-20 4X4	1GCGK24R8WE108584	98	1	Gasoline	62,245	15	20	24,185.20
P/U CHEVY K-20 4X4	1GCGK24R0WE125895	98	1	Gasoline	102,051	15	20	24,185.20
P/U CHEVY S-10	1GCEC14WXWZ143978	98	1	Gasoline	32,302	15	20	15,439.95
P/U CHEVY S-10	1GCEC14W0WZ144072	98	1	Gasoline	36,930	15	20	15,439.95
P/U CHEVY S-10	1GCEC14W8WZ144000	98	1	Gasoline	42,969	15	20	15,439.95
VAN CHEVY EXPRESS	1GAHG39R7W1041531	98	2	Gasoline	18,122	16	20	24,995.00
VAN CHEVY EXPRESS	1GAHG39R7W1041934	98	2	Gasoline	17,192	16	20	24,995.00
TRUCK DODGE FLTBD	1B6MD345XHS502872	87	2	Gasoline	65,467	N/A	N/A	1,200.00
SDN CHEVY LUMINA 4DR	2G1WL54T2P1106136	93	1	Gasoline	130,604	20	29	N/A
TOYOTA CAMRY	JTDBF32K950160988	05	1	Gasoline	94,814	24	34	N/A

As of June 30, 2013

VEHICLE DESCRIPTION	VEHICLE IDENTIFICATION NO.	MODEL YEAR	GROSS VEHICLE WEIGHT RATING	VEHICLE FUEL CONFIGURATION	ACCUMULATED MILEAGE	CITY MPG	HWY MPG	ACQUISITION COST
JEEP CHEROKEE	1J4FJ68S5WL242008	98	1	Gasoline	45,608	18	20	6,000.00
VAN DODGE (15 PASSENGER)	2B5WB35Z5YK159385	00	2	Gasoline	140,031	15	20	N/A
P/U FORD	1FTNF20548EE58067	08	1	Gasoline	7,620	14	20	20,560.00
FORD FLAT BED	1FDWF36599EA15055	09	1	Gasoline	29,511	N/A	N/A	N/A
P/U FORD F-150	2FTZX0729WCA37804	98	1	Gasoline	100,509	14	20	N/A
FRHT FORD BUS (22 PASSENGER)	4UZK56M28T2110159	96	8	Gasoline	20,944	N/A	N/A	10,000.00
FORD BUS (28 PASSENGER)	1FDXE40F9XHA66260	99	8	Gasoline	270,030	N/A	N/A	15,000.00
P/U GMC	1GTDC14H8DJ517531	83	1	Gasoline	92,159	14	20	N/A
CHEVY 4DSD	2G1WF55K019257580	01	1	Gasoline	128,718	19	25	N/A
CHEVY 4DSD	2G1WF55K019258261	01	1	Gasoline	120,823	19	25	N/A
CHEVY 4DSD	2G1WF55K619254134	01	1	Gasoline	30,480	19	25	N/A
VAN FORD (7 PASSENGER)	1FTJS34G5THB06408	96	1	Gasoline	150,572	15	20	N/A
FORD BUS (HANDIVAN)	1FDXE45F81HB03363	01	3	Gasoline	477,715	N/A	N/A	71,579.00
FORD BUS (HANDIVAN)	1FDXE45F31HB03366	01	3	Gasoline	441,303	N/A	N/A	71,579.00
FORD BUS (HANDIVAN)	1FDXE45F81HB03394	01	3	Gasoline	466,063	N/A	N/A	71,579.00

As of June 30, 2013

DEPARTMENT OF PUBLIC SAFETY

VEHICLE CLASSIFICATION

VEHICLE CLASSIFICATION	WEIGHT
Class 1	0 - 6,000 lbs
Class 2	6,001 - 10,000 lbs
Class 3	10,001 - 14000 lbs
Class 4	14,001 - 16,000 lbs
Class 5	16,001 - 19,500 lbs
Class 6	19,501 - 26,000 lbs
Class 7	26,001 - 33,000 lbs
Class 8	33,001 lbs and over

DEPARTMENT OF PUBLIC SAFETY

FY 2013 MOTOR VEHICLE
GAS COST

Program ID	MV Gas & Oil (3020)
PSD 402 - HCF	$64,568.00
PSD 404 - WCF	$30,715.00
PSD 405 - HCCC	$74,116.00
PSD 406 - MCCC	$13,420.00
PSD 407 - OCCC	$45,826.00
PSD 408 - KCCC	$17,104.00
PSD 409 - WCCC	$20,729.00
PSD 410 - ISC	$2,090.00
PSD 420 - CPS	$45,650.00
PSD 421 - HCD	$630.00
PSD 502 - NED	$15,590.00
PSD 503 - SD	$158,396.00
PSD 612 - HPA	
PSD 808 - NSF	$455.00
PSD 900 - ADMIN	$18,714.00
Total	$508,003.00

ISLAND	FACILITY	BUILDING NAME	OWNER	ADDRESS	CITY	ZIP	SINGLE METERED? (Y/N)	BLDG SQFT	PKG SQFT	HECO ACCT #	HECO METER #	2012 KWH
Oahu	DAR	Anuenue Fisheries Research Center	DLNR	1039 Sand Island Parkway	Honolulu	96819	Y			88241241076	536845	14062
Oahu	DOBOR/ Ala Wai SBH	Harbor Office	DLNR	1651 Ala Moana Blvd. Ala Wai SBH	Honolulu	96815	N			n/a - see below	n/a - see below	50440
Oahu	DOBOR/ Ala Wai SBH	Harbor Office	DLNR	1651 Ala Moana Blvd. #LOT-A/HELI	Honolulu	96815	Y			88150776075	487770	12084
Oahu	DOBOR/ Ala Wai SBH	Harbor Office	DLNR	1651 Ala Moana Blvd. #B/C/D DOCKS	Honolulu	96815	Y			9000501002	535724	8320
Oahu	DOBOR/ Ala Wai SBH	Harbor Office	DLNR	1651 Ala Moana Blvd. #G DOCK	Honolulu	96815	Y			88150789001	529202	7682
Oahu	DOBOR/ Ala Wai SBH	Harbor Office	DLNR	1651 Ala Moana Blvd. #800 SLIPS	Honolulu	96815	Y			88150778003	545506	7280
Oahu	DOBOR/ Ala Wai SBH	Harbor Office	DLNR	1651 Ala Moana Blvd. #F DOCK	Honolulu	96815	Y			88150790075	487798	5533
Oahu	DOBOR/ Ala Wai SBH	Harbor Office	DLNR	1651 Ala Moana Blvd. SBH #OFFICE	Honolulu	96815	Y			88150884001	283106	1865
Oahu	DOBOR/ Ala Wai SBH	Harbor Office	DLNR	1651 Ala Moana Blvd. SBH #3 RSTRM	Honolulu	96815	Y			88150777001	197579	1459
Oahu	DOBOR/ Ala Wai SBH	Harbor Office	DLNR	1652 Ala Moana Blvd. SBH #4 RSTRM	Honolulu	96815	Y			91000356004	419824	1262
Oahu	DOBOR/ Ala Wai SBH	Harbor Office	DLNR	1651 Ala Moana Blvd. #400 ROW LTS	Honolulu	96815	Y			88150772001	394139	1146
Oahu	DOBOR/ Ala Wai SBH	Harbor Office	DLNR	1651 Ala Moana Blvd. #WD-32 LTS	Honolulu	96815	Y			88150773001	432430	1131
Oahu	DOBOR/ Ala Wai SBH	Harbor Office	DLNR	1651 Ala Moana Blvd. #800 ROW LTS	Honolulu	96815	Y			93001217002	428319	933
Oahu	DOBOR/ Ala Wai SBH	Harbor Office	DLNR	1651 Ala Moana Blvd. #39-61 LTS	Honolulu	96815	Y			88150775001	175412	883
Oahu	DOBOR/ Ala Wai SBH	Harbor Office	DLNR	1651 Ala Moana Blvd. #500 ROW LTS	Honolulu	96815	Y			88150975001	251878	862