



Kaneohe CDP, Hawaii

Population and Housing Narrative Profile: 2005-2007

Data Set: 2005-2007 American Community Survey 3-Year Estimates

Survey: American Community Survey

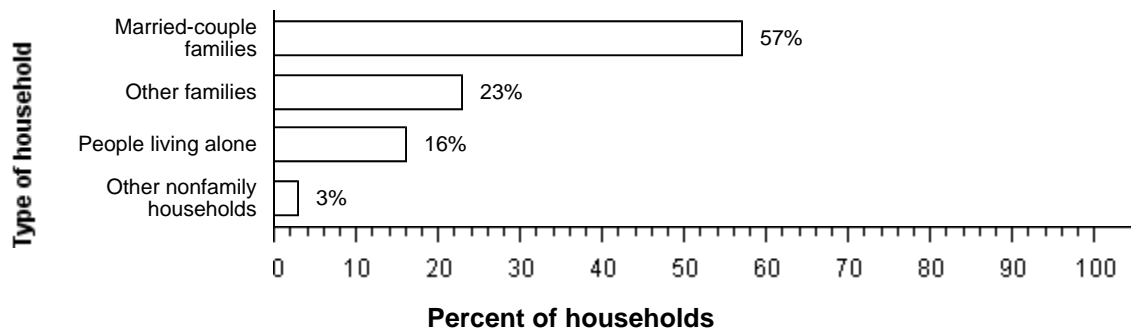
NOTE. Although the American Community Survey (ACS) produces population, demographic and housing unit estimates, it is the Census Bureau's Population Estimates Program that produces and disseminates the official estimates of the population for the nation, states, counties, cities and towns and estimates of housing units for states and counties.

For more information on confidentiality protection, sampling error, nonsampling error, and definitions, see [Survey Methodology](#).

HOUSEHOLDS AND FAMILIES: From 2005-2007 there were 11,000 households in Kaneohe CDP. The average household size was 3.1 people.

Families made up 81 percent of the households in Kaneohe CDP. This figure includes both married-couple families (57 percent) and other families (23 percent). Nonfamily households made up 19 percent of all households in Kaneohe CDP. Most of the nonfamily households were people living alone, but some were composed of people living in households in which no one was related to the householder.

The Types of Households in Kaneohe CDP, Hawaii in 2005-2007




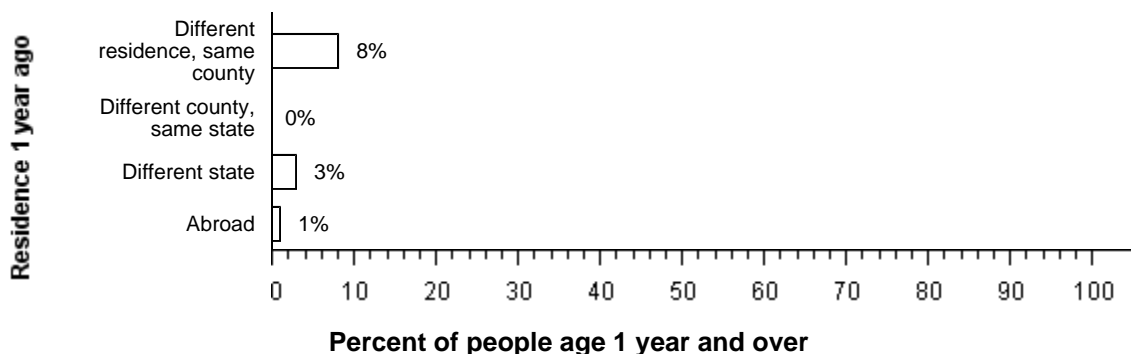
Source: American Community Survey, 2005-2007

NATIVITY AND LANGUAGE: Data for this section cannot be displayed because the number of sample cases is too small. Displaying the data would risk disclosing information for individuals.

GEOGRAPHIC MOBILITY: From 2005-2007, 88 percent of the people at least one year old living in Kaneohe CDP were living in the same residence one year earlier; 8 percent had moved during the past year from another residence in the same county, less than 0.5 percent from another county in the same state, 3 percent from another state, and 1 percent from abroad.

Geographic Mobility of Residents of Kaneohe CDP, Hawaii in 2005-2007



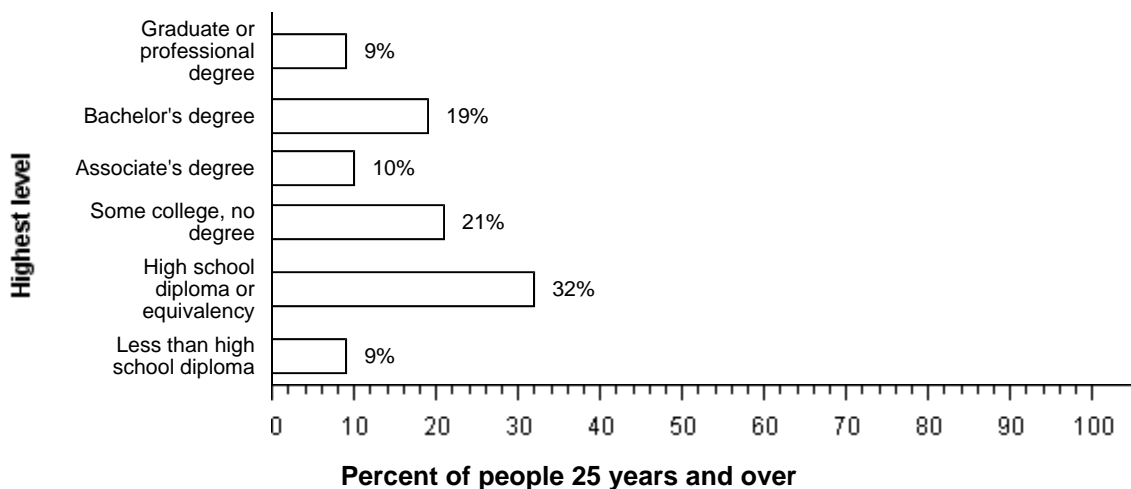


Source: American Community Survey, 2005-2007

EDUCATION: From 2005-2007, 91 percent of people 25 years and over had at least graduated from high school and 27 percent had a bachelor's degree or higher. Nine percent were dropouts; they were not enrolled in school and had not graduated from high school.

The total school enrollment in Kaneohe CDP was 8,600 from 2005-2007. Nursery school and kindergarten enrollment was 760 and elementary or high school enrollment was 5,600 children. College or graduate school enrollment was 2,300.

The Educational Attainment of People in Kaneohe CDP, Hawaii in 2005-2007




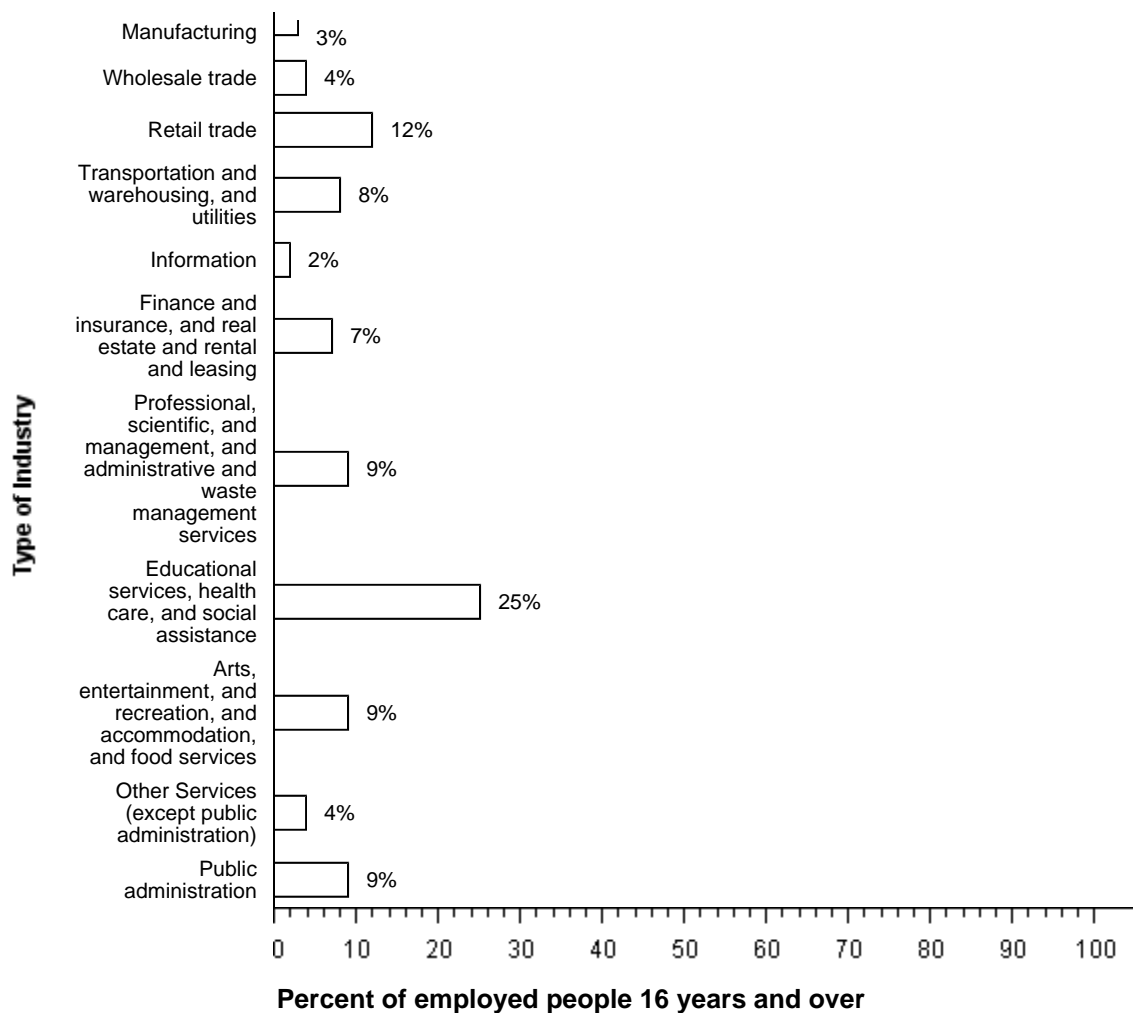
Source: American Community Survey, 2005-2007

DISABILITY: In Kaneohe CDP, among people at least five years old from 2005-2007, 14 percent reported a disability. The likelihood of having a disability varied by age - from 7 percent of people 5 to 15 years old, to 9 percent of people 16 to 64 years old, and to 36 percent of those 65 and older.

INDUSTRIES: From 2005-2007, for the employed population 16 years and older, the leading industries in Kaneohe CDP were Educational services, and health care, and social assistance, 25 percent, and Retail trade, 12 percent.

Employment by Industry in Kaneohe CDP, Hawaii in 2005-2007





Source: American Community Survey, 2005-2007

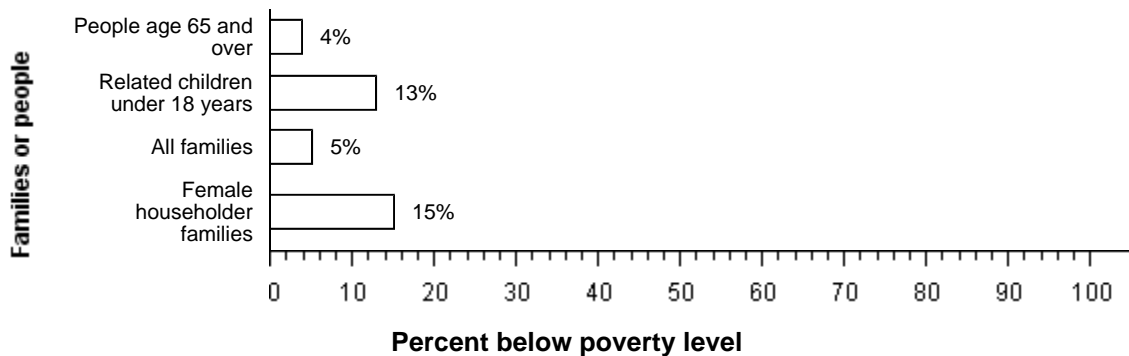
OCCUPATIONS AND TYPE OF EMPLOYER: Among the most common occupations were: Management, professional, and related occupations, 38 percent; Sales and office occupations, 28 percent; Service occupations, 16 percent; Construction, extraction, maintenance and repair occupations, 11 percent; and Production, transportation, and material moving occupations, 8 percent. Seventy-three percent of the people employed were Private wage and salary workers; 21 percent was Federal, state, or local government workers; and 5 percent was Self-employed in own not incorporated business workers.

TRAVEL TO WORK: Seventy-two percent of Kaneohe CDP workers drove to work alone from 2005-2007, 17 percent carpooled, 5 percent took public transportation, and 3 percent used other means. The remaining 2 percent worked at home. Among those who commuted to work, it took them on average 27.3 minutes to get to work.

INCOME: The median income of households in Kaneohe CDP was \$77,688. Eighty-four percent of the households received earnings and 31 percent received retirement income other than Social Security. Thirty-five percent of the households received Social Security. The average income from Social Security was \$15,427. These income sources are not mutually exclusive; that is, some households received income from more than one source.

POVERTY AND PARTICIPATION IN GOVERNMENT PROGRAMS: From 2005-2007, 7 percent of people were in poverty. Thirteen percent of related children under 18 were below the poverty level, compared with 4 percent of people 65 years old and over. Five percent of all families and 15 percent of families with a female householder and no husband present had incomes below the poverty level.

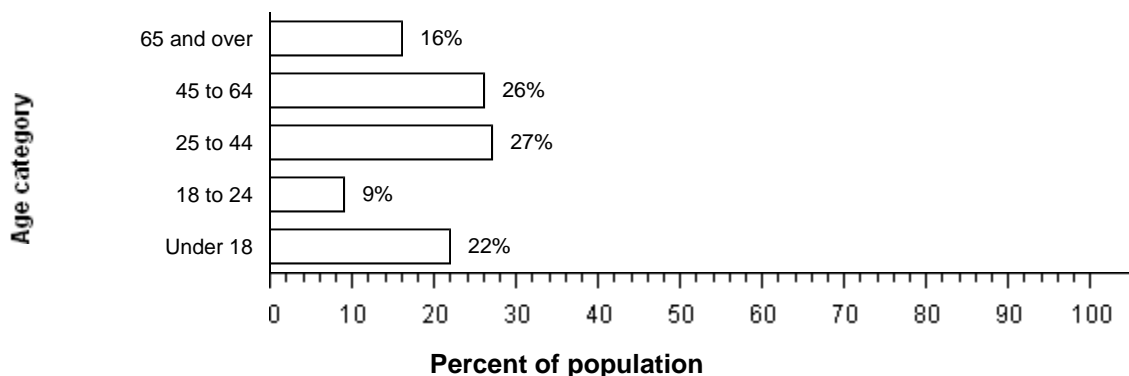
Poverty Rates in Kaneohe CDP, Hawaii in 2005-2007



Source: American Community Survey, 2005-2007

POPULATION OF Kaneohe CDP: From 2005-2007, Kaneohe CDP had a total population of 36,000 - 18,000 (51 percent) females and 17,000 (49 percent) males. The median age was 40 years. Twenty-two percent of the population was under 18 years and 16 percent was 65 years and older.

The Age Distribution of People in Kaneohe CDP, Hawaii in 2005-2007

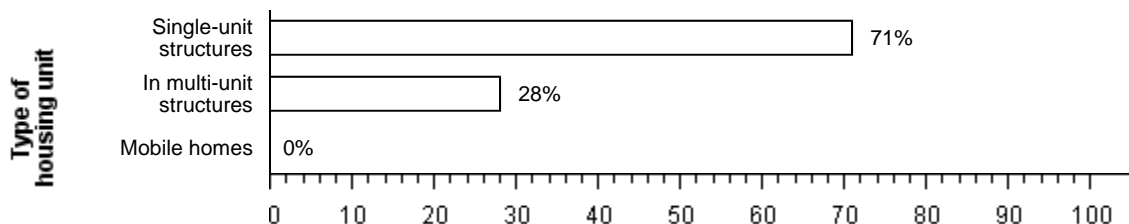


Source: American Community Survey, 2005-2007

For people reporting one race alone, 31 percent was White; 2 percent was Black or African American; less than 0.5 percent was American Indian and Alaska Native; 50 percent was Asian; 15 percent was Native Hawaiian and Other Pacific Islander, and 2 percent was Some other race. Thirty-four percent reported Two or more races. Eight percent of the people in Kaneohe CDP was Hispanic. Nineteen percent of the people in Kaneohe CDP was White non-Hispanic. People of Hispanic origin may be of any race.

HOUSING CHARACTERISTICS: From 2005-2007, Kaneohe CDP had a total of 12,000 housing units, 5 percent of which were vacant. Of the total housing units, 71 percent was in single-unit structures, 28 percent was in multi-unit structures, and less than 0.5 percent was mobile homes. Seven percent of the housing units were built since 1990.

The Types of Housing Units in Kaneohe CDP, Hawaii in 2005-2007



Percent of housing units

Source: American Community Survey, 2005-2007

OCCUPIED HOUSING UNIT CHARACTERISTICS: From 2005-2007, Kaneohe CDP had 11,000 occupied housing units - 7,700 (68 percent) owner occupied and 3,700 (32 percent) renter occupied. Five percent of the households did not have telephone service and 6 percent of the households did not have access to a car, truck, or van for private use. Multi Vehicle households were not rare. Forty percent had two vehicles and another 28 percent had three or more.

HOUSING COSTS: Data for this section cannot be displayed because the number of sample cases is too small. Displaying the data would risk disclosing information for individuals.

Source: U.S. Census Bureau, 2005-2007 American Community Survey

The U.S. Census Bureau's Population Estimates Program produces the [official population estimates for the nation, states, counties and places](#), and the [official estimates of housing units for states and counties](#). The population and housing characteristics included above are derived from the American Community Survey.

Notes:

- Detail may not add to totals due to rounding.
- Percentages are based on unrounded numbers.