



**Maui County, Hawaii**

**Population and Housing Narrative Profile: 2005-2007**

Data Set: **2005-2007 American Community Survey 3-Year Estimates**

Survey: **American Community Survey**

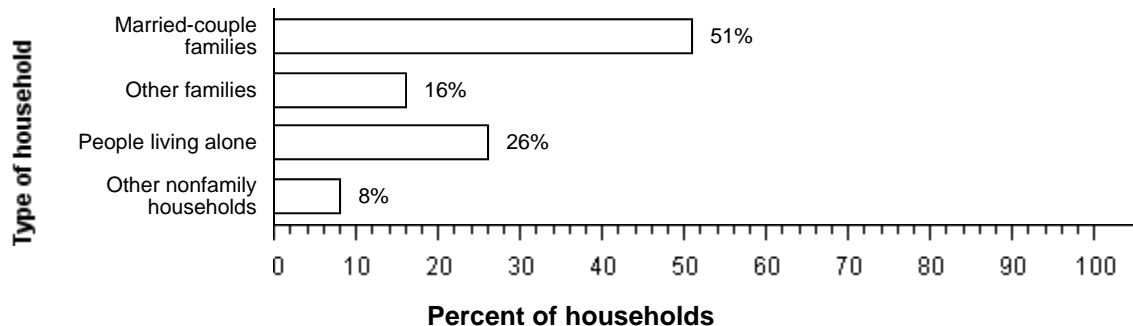
NOTE. Although the American Community Survey (ACS) produces population, demographic and housing unit estimates, it is the Census Bureau's Population Estimates Program that produces and disseminates the official estimates of the population for the nation, states, counties, cities and towns and estimates of housing units for states and counties.

For more information on confidentiality protection, sampling error, nonsampling error, and definitions, see [Survey Methodology](#).

**HOUSEHOLDS AND FAMILIES:** From 2005-2007 there were 49,000 households in Maui County. The average household size was 2.9 people.

Families made up 66 percent of the households in Maui County. This figure includes both married-couple families (51 percent) and other families (16 percent). Nonfamily households made up 34 percent of all households in Maui County. Most of the nonfamily households were people living alone, but some were composed of people living in households in which no one was related to the householder.

**The Types of Households in Maui County, Hawaii in 2005-2007**



Source: American Community Survey, 2005-2007

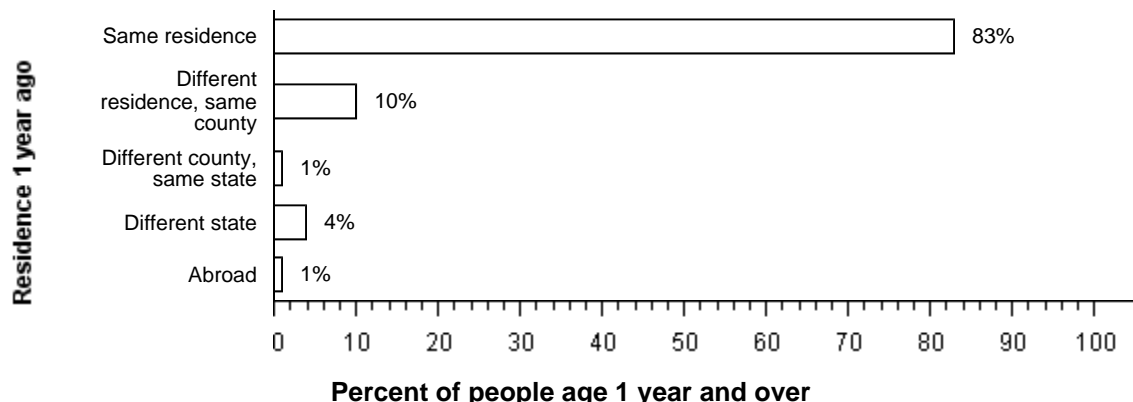
**NATIVITY AND LANGUAGE:** Sixteen percent of the people living in Maui County from 2005-2007 there were foreign born. Eighty-four percent was native, including 52 percent who were born in Hawaii.

Among people at least five years old living in Maui County from 2005-2007, 21 percent spoke a language other than English at home. Of those speaking a language other than English at home, 12 percent spoke Spanish and 88 percent spoke some other language; 45 percent reported that they did not speak English "very well."

**GEOGRAPHIC MOBILITY:** From 2005-2007, 83 percent of the people at least one year old living in Maui County were living in the same residence one year earlier; 10 percent had moved during

the past year from another residence in the same county, 1 percent from another county in the same state, 4 percent from another state, and 1 percent from abroad.

**Geographic Mobility of Residents of Maui County, Hawaii in 2005-2007**

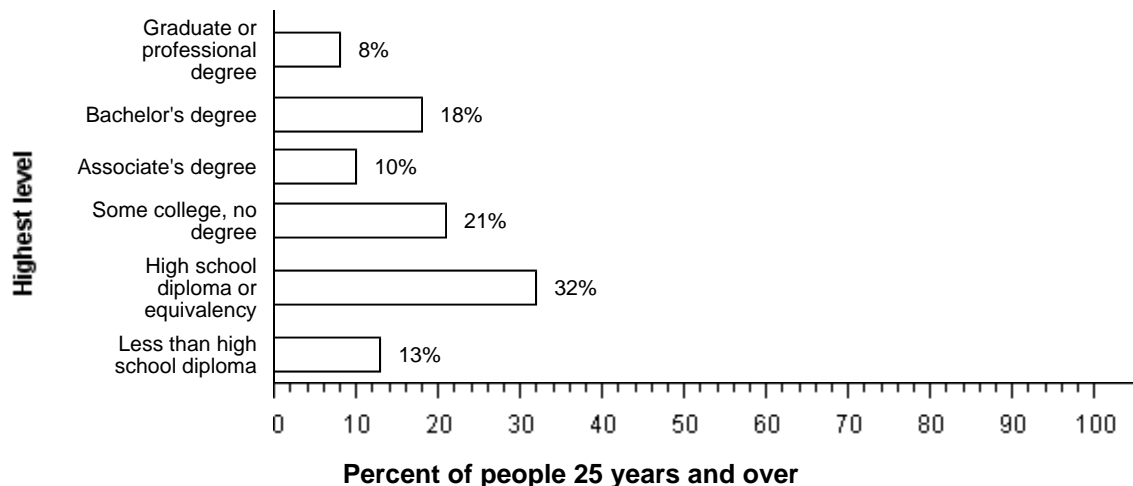


Source: American Community Survey, 2005-2007

**EDUCATION:** From 2005-2007, 87 percent of people 25 years and over had at least graduated from high school and 25 percent had a bachelor's degree or higher. Thirteen percent were dropouts; they were not enrolled in school and had not graduated from high school.

The total school enrollment in Maui County was 30,000 from 2005-2007. Nursery school and kindergarten enrollment was 3,600 and elementary or high school enrollment was 21,000 children. College or graduate school enrollment was 5,500.

**The Educational Attainment of People in Maui County, Hawaii in 2005-2007**

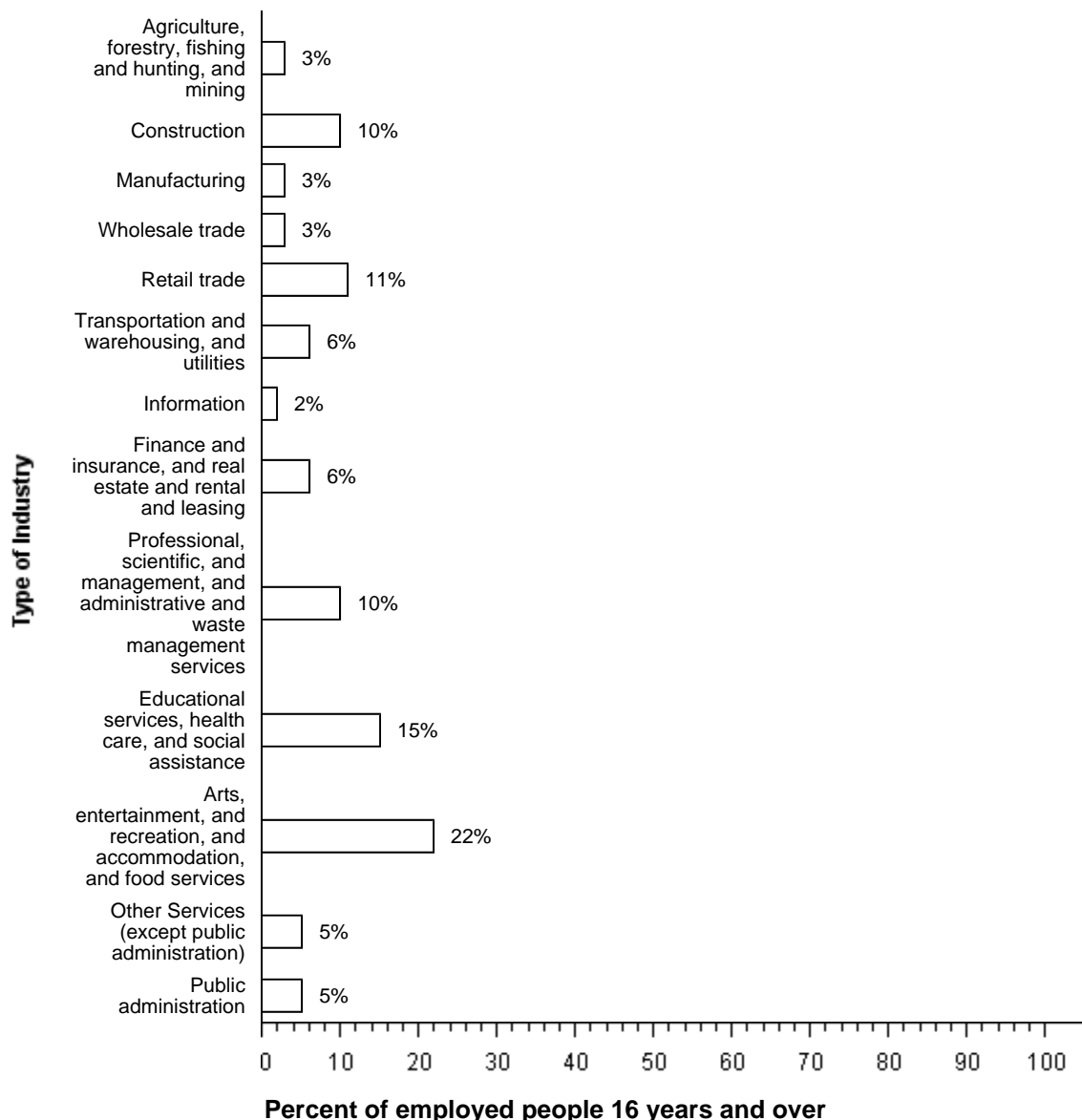


Source: American Community Survey, 2005-2007

**DISABILITY:** In Maui County, among people at least five years old from 2005-2007, 12 percent reported a disability. The likelihood of having a disability varied by age - from 4 percent of people 5 to 15 years old, to 9 percent of people 16 to 64 years old, and to 39 percent of those 65 and older.

**INDUSTRIES:** From 2005-2007, for the employed population 16 years and older, the leading industries in Maui County were Arts, entertainment, and recreation, and accommodation, and food services, 22 percent, and Educational services, and health care, and social assistance, 15 percent.

**Employment by Industry in Maui County, Hawaii in 2005-2007**



Source: American Community Survey, 2005-2007

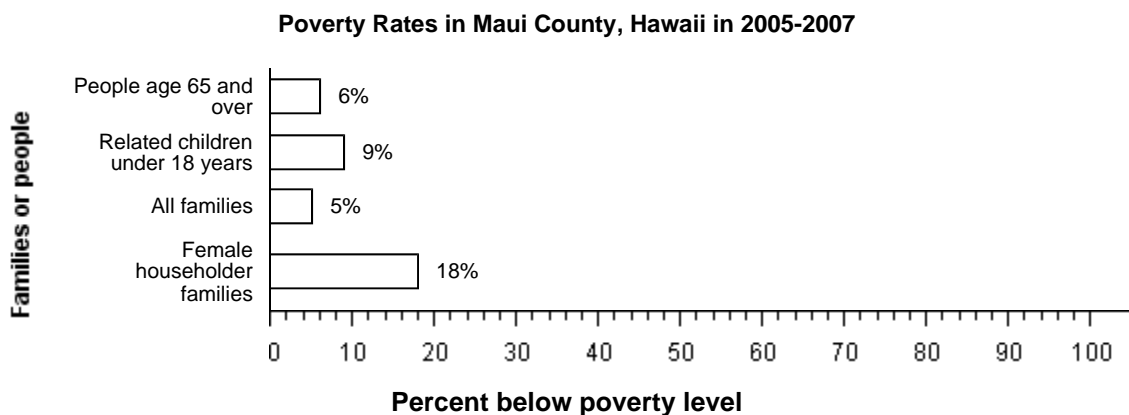
**OCCUPATIONS AND TYPE OF EMPLOYER:** Among the most common occupations were: Service occupations, 28 percent; Management, professional, and related occupations, 27 percent; Sales and office occupations, 24 percent; Construction, extraction, maintenance and repair occupations, 11 percent; and Production, transportation, and material moving occupations, 9 percent. Seventy-three percent of the people employed were Private wage and salary workers; 16 percent was Federal, state, or local government workers; and 10 percent was Self-employed in own not incorporated business workers.

**TRAVEL TO WORK:** Seventy-three percent of Maui County workers drove to work alone from 2005-2007, 16 percent carpooled, less than 0.5 percent took public transportation, and 5 percent used other means. The remaining 6 percent worked at home. Among those who commuted to work, it took them on average 20.8 minutes to get to work.

**INCOME:** The median income of households in Maui County was \$61,704. Eighty-five percent of the households received earnings and 16 percent received retirement income other than Social Security. Twenty-five percent of the households received Social Security. The average income

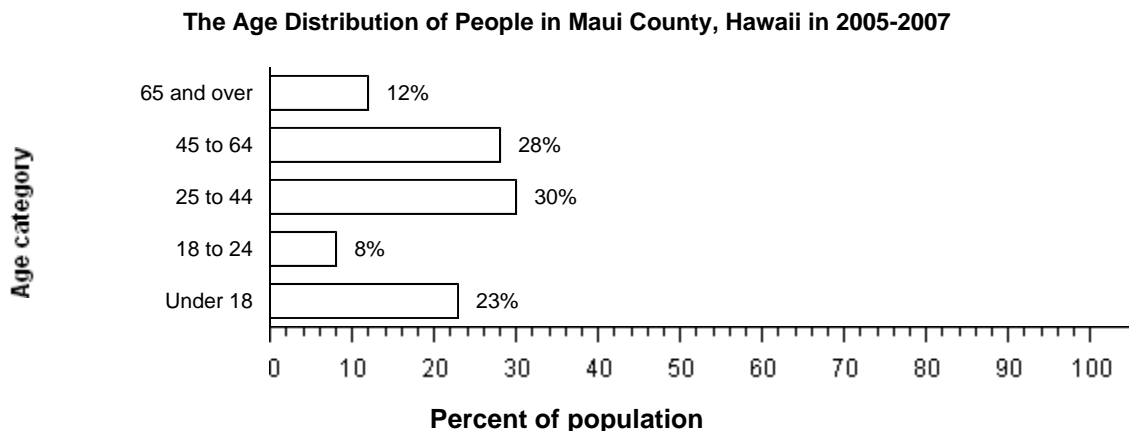
from Social Security was \$14,671. These income sources are not mutually exclusive; that is, some households received income from more than one source.

**POVERTY AND PARTICIPATION IN GOVERNMENT PROGRAMS:** From 2005-2007, 7 percent of people were in poverty. Nine percent of related children under 18 were below the poverty level, compared with 6 percent of people 65 years old and over. Five percent of all families and 18 percent of families with a female householder and no husband present had incomes below the poverty level.



Source: American Community Survey, 2005-2007

**POPULATION OF Maui County:** From 2005-2007, Maui County had a total population of 140,000 - 69,000 (49 percent) females and 71,000 (51 percent) males. The median age was 38.2 years. Twenty-three percent of the population was under 18 years and 12 percent was 65 years and older.

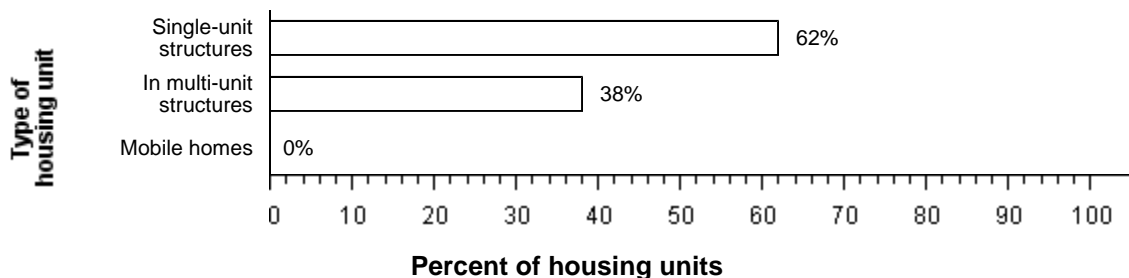


Source: American Community Survey, 2005-2007

For people reporting one race alone, 49 percent was White; 1 percent was Black or African American; less than 0.5 percent was American Indian and Alaska Native; 36 percent was Asian; 12 percent was Native Hawaiian and Other Pacific Islander, and 2 percent was Some other race. Twenty-two percent reported Two or more races. Nine percent of the people in Maui County was Hispanic. Thirty-five percent of the people in Maui County was White non-Hispanic. People of Hispanic origin may be of any race.

**HOUSING CHARACTERISTICS:** From 2005-2007, Maui County had a total of 64,000 housing units, 24 percent of which were vacant. Of the total housing units, 62 percent was in single-unit structures, 38 percent was in multi-unit structures, and less than 0.5 percent was mobile homes. Twenty-seven percent of the housing units were built since 1990.

**The Types of Housing Units in Maui County, Hawaii in 2005-2007**

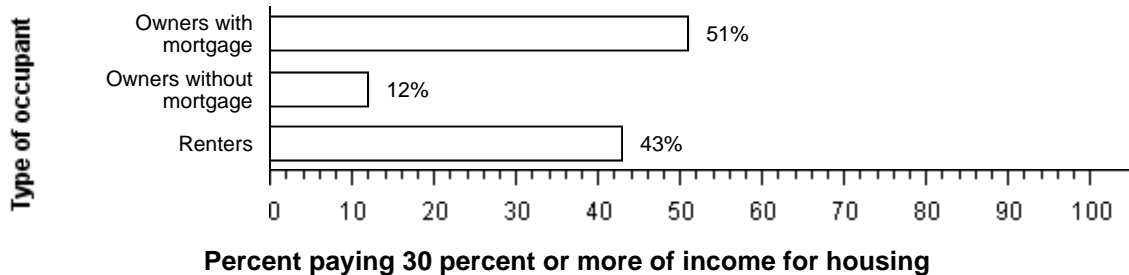


Source: American Community Survey, 2005-2007

**OCCUPIED HOUSING UNIT CHARACTERISTICS:** From 2005-2007, Maui County had 49,000 occupied housing units - 28,000 (59 percent) owner occupied and 20,000 (41 percent) renter occupied. Five percent of the households did not have telephone service and 6 percent of the households did not have access to a car, truck, or van for private use. Multi Vehicle households were not rare. Thirty-eight percent had two vehicles and another 24 percent had three or more.

**HOUSING COSTS:** The median monthly housing costs for mortgaged owners was \$2,230, nonmortgaged owners \$365, and renters \$1,198. Fifty-one percent of owners with mortgages, 12 percent of owners without mortgages, and 43 percent of renters in Maui County spent 30 percent or more of household income on housing.

**Occupants with a Housing Cost Burden in Maui County, Hawaii in 2005-2007**



Source: American Community Survey, 2005-2007

Source: U.S. Census Bureau, 2005-2007 American Community Survey

The U.S. Census Bureau's Population Estimates Program produces the [official population estimates for the nation, states, counties and places](#), and the [official estimates of housing units for states and counties](#). The population and housing characteristics included above are derived from the American Community Survey.

Notes:

- Detail may not add to totals due to rounding.
- Percentages are based on unrounded numbers.