



**Congressional District 2, Hawaii (110th Congress)**  
**Population and Housing Narrative Profile: 2008**  
 Data Set: **2008 American Community Survey 1-Year Estimates**  
 Survey: **American Community Survey**

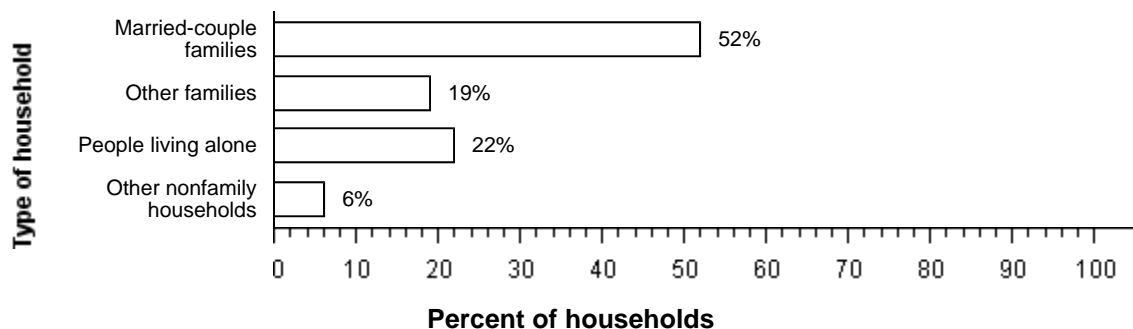
NOTE. Although the American Community Survey (ACS) produces population, demographic and housing unit estimates, it is the Census Bureau's Population Estimates Program that produces and disseminates the official estimates of the population for the nation, states, counties, cities and towns and estimates of housing units for states and counties.

For more information on confidentiality protection, sampling error, nonsampling error, and definitions, see [Survey Methodology](#).

**HOUSEHOLDS AND FAMILIES:** In 2008 there were 214,000 households in Congressional District 2 (110th Congress). The average household size was 3 people.

Families made up 72 percent of the households in Congressional District 2 (110th Congress). This figure includes both married-couple families (52 percent) and other families (19 percent). Nonfamily households made up 28 percent of all households in Congressional District 2 (110th Congress). Most of the nonfamily households were people living alone, but some were composed of people living in households in which no one was related to the householder.

**The Types of Households in Congressional District 2 (110th Congress), Hawaii in 2008**




Source: American Community Survey, 2008

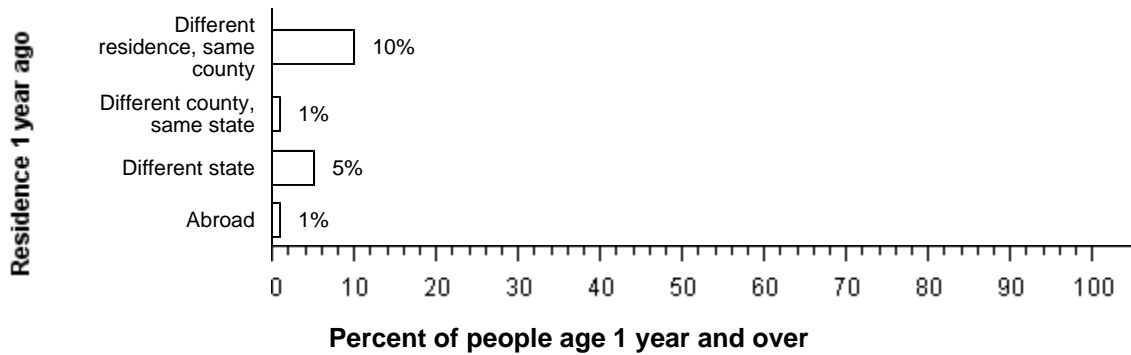
**NATIVITY AND LANGUAGE:** Thirteen percent of the people living in Congressional District 2 (110th Congress) in 2008 were foreign born. Eighty-seven percent was native, including 54 percent who were born in Hawaii.

Among people at least five years old living in Congressional District 2 (110th Congress) in 2008, 20 percent spoke a language other than English at home. Of those speaking a language other than English at home, 16 percent spoke Spanish and 84 percent spoke some other language; 43 percent reported that they did not speak English "very well."

**GEOGRAPHIC MOBILITY:** In 2008, 83 percent of the people at least one year old living in Congressional District 2 (110th Congress) were living in the same residence one year earlier; 10 percent had moved during the past year from another residence in the same county, 1 percent from another county in the same state, 5 percent from another state, and 1 percent from abroad.

**Geographic Mobility of Residents of Congressional District 2 (110th Congress), Hawaii in 2008**



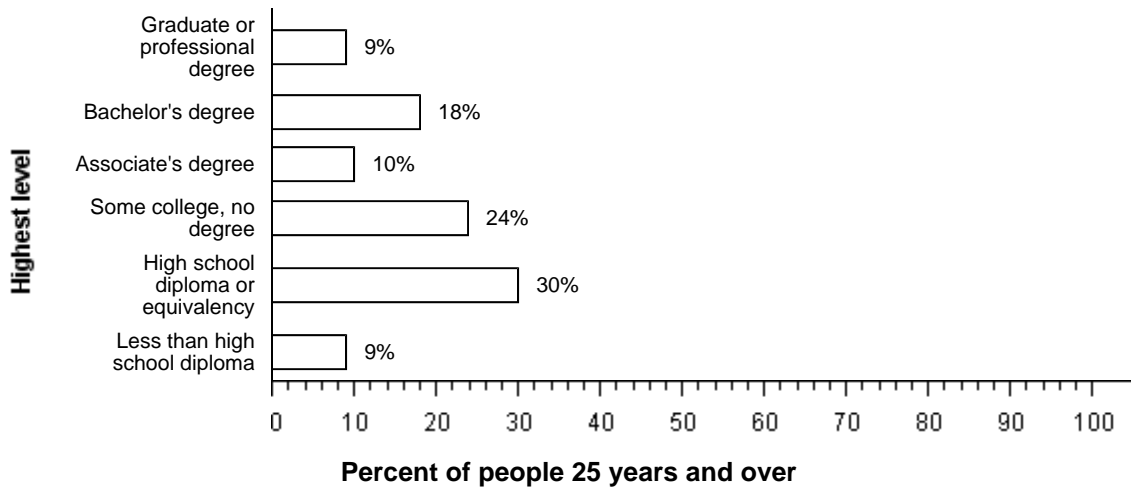


Source: American Community Survey, 2008

**EDUCATION:** In 2008, 91 percent of people 25 years and over had at least graduated from high school and 27 percent had a bachelor's degree or higher. Nine percent were dropouts; they were not enrolled in school and had not graduated from high school.

The total school enrollment in Congressional District 2 (110th Congress) was 157,000 in 2008. Nursery school and kindergarten enrollment was 19,000 and elementary or high school enrollment was 100,000 children. College or graduate school enrollment was 38,000.

**The Educational Attainment of People in Congressional District 2 (110th Congress), Hawaii in 2008**



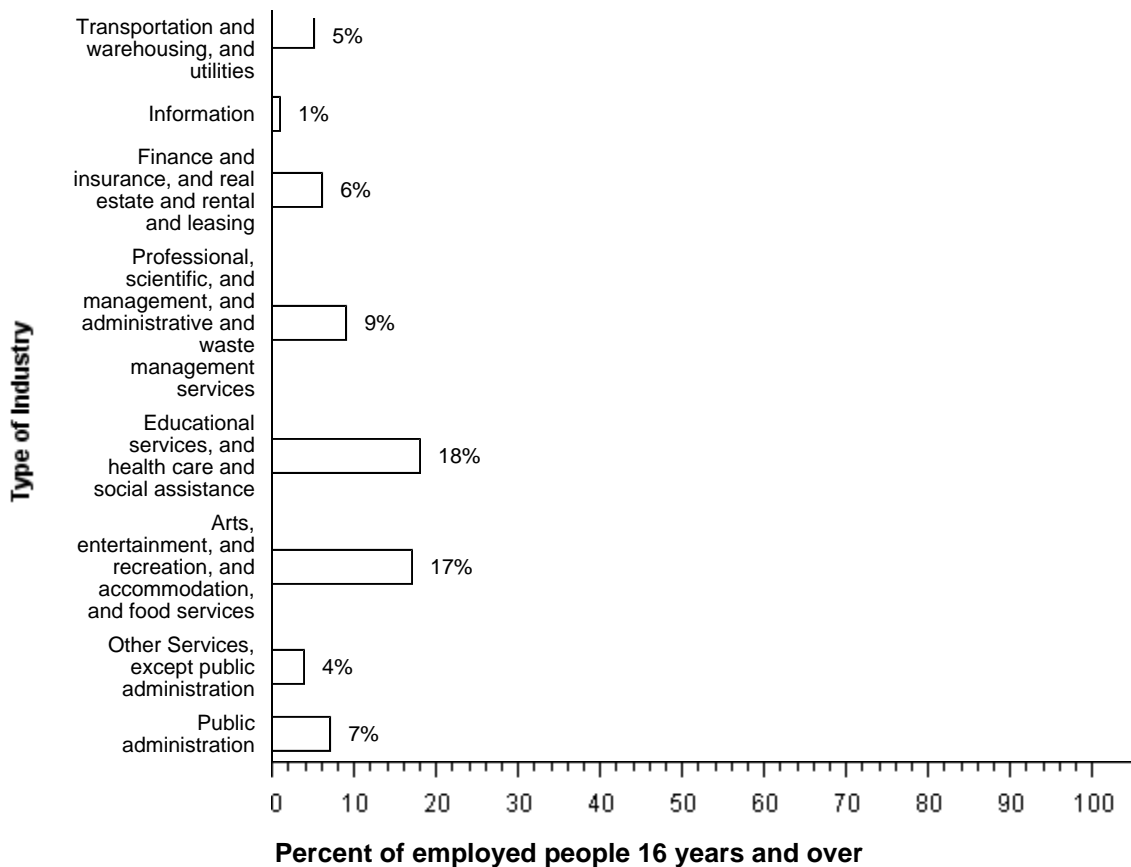
Source: American Community Survey, 2008

**DISABILITY:** In Congressional District 2 (110th Congress), among people at least five years old in 2008, 10 percent reported a disability. The likelihood of having a disability varied by age - from 2 percent of people 5 to 15 years old, to 8 percent of people 16 to 64 years old, and to 38 percent of those 65 and older.

**INDUSTRIES:** In 2008, for the employed population 16 years and older, the leading industries in Congressional District 2 (110th Congress) were Educational services, and health care, and social assistance, 18 percent, and Arts, entertainment, and recreation, and accommodation, and food services, 17 percent.

**Employment by Industry in Congressional District 2 (110th Congress), Hawaii in 2008**





Source: American Community Survey, 2008

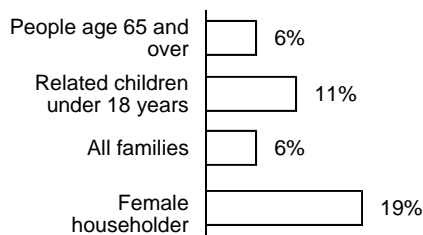
**OCCUPATIONS AND TYPE OF EMPLOYER:** Among the most common occupations were: Management, professional, and related occupations, 31 percent; Sales and office occupations, 25 percent; Service occupations, 23 percent; Construction, extraction, maintenance and repair occupations, 13 percent; and Production, transportation, and material moving occupations, 7 percent. Seventy-one percent of the people employed were Private wage and salary workers; 18 percent was Federal, state, or local government workers; and 10 percent was Self-employed in own not incorporated business workers.

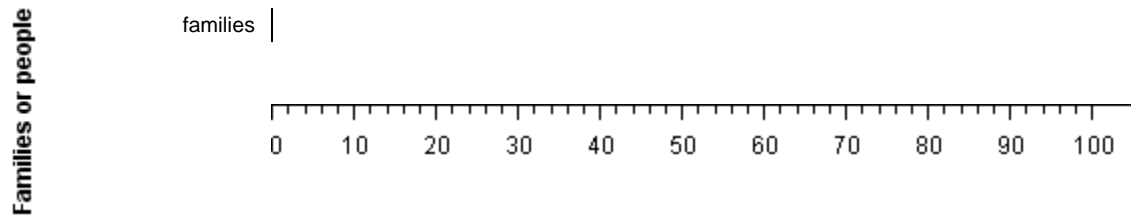
**TRAVEL TO WORK:** Sixty-eight percent of Congressional District 2 (110th Congress) workers drove to work alone in 2008, 18 percent carpooled, 3 percent took public transportation, and 6 percent used other means. The remaining 6 percent worked at home. Among those who commuted to work, it took them on average 25.8 minutes to get to work.

**INCOME:** The median income of households in Congressional District 2 (110th Congress) was \$67,673. Eighty-three percent of the households received earnings and 20 percent received retirement income other than Social Security. Twenty-nine percent of the households received Social Security. The average income from Social Security was \$14,478. These income sources are not mutually exclusive; that is, some households received income from more than one source.

**POVERTY AND PARTICIPATION IN GOVERNMENT PROGRAMS:** In 2008, 10 percent of people were in poverty. Eleven percent of related children under 18 were below the poverty level, compared with 6 percent of people 65 years old and over. Six percent of all families and 19 percent of families with a female householder and no husband present had incomes below the poverty level.

**Poverty Rates in Congressional District 2 (110th Congress), Hawaii in 2008**



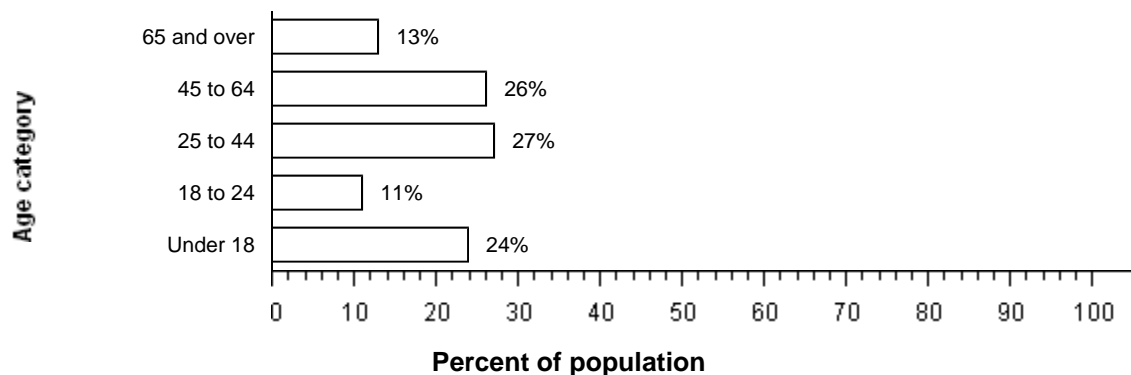


**Percent below poverty level**

Source: American Community Survey, 2008

POPULATION OF Congressional District 2 (110th Congress): In 2008, Congressional District 2 (110th Congress) had a total population of 648,000 - 321,000 (50 percent) females and 327,000 (50 percent) males. The median age was 36.8 years. Twenty-four percent of the population was under 18 years and 13 percent was 65 years and older.

**The Age Distribution of People in Congressional District 2 (110th Congress), Hawaii in 2008**

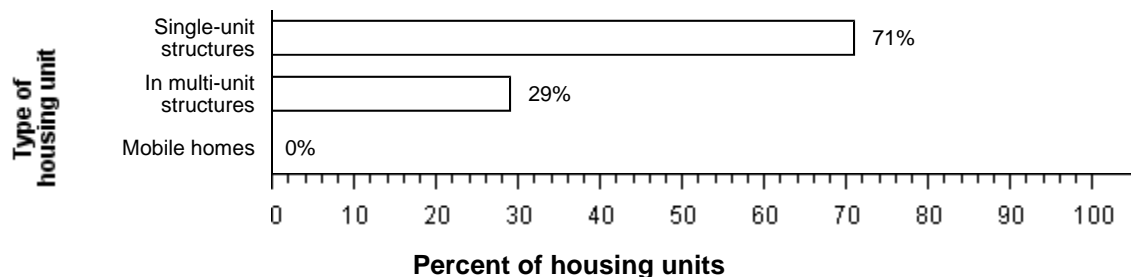


Source: American Community Survey, 2008

For people reporting one race alone, 34 percent was White; 1 percent was Black or African American; less than 0.5 percent was American Indian and Alaska Native; 26 percent was Asian; 12 percent was Native Hawaiian and Other Pacific Islander, and 2 percent was Some other race. Twenty-four percent reported Two or more races. Eleven percent of the people in Congressional District 2 (110th Congress) was Hispanic. Thirty-one percent of the people in Congressional District 2 (110th Congress) was White non-Hispanic. People of Hispanic origin may be of any race.

HOUSING CHARACTERISTICS: In 2008, Congressional District 2 (110th Congress) had a total of 263,000 housing units, 19 percent of which were vacant. Of the total housing units, 71 percent was in single-unit structures, 29 percent was in multi-unit structures, and less than 0.5 percent was mobile homes. Twenty-eight percent of the housing units were built since 1990.

**The Types of Housing Units in Congressional District 2 (110th Congress), Hawaii in 2008**

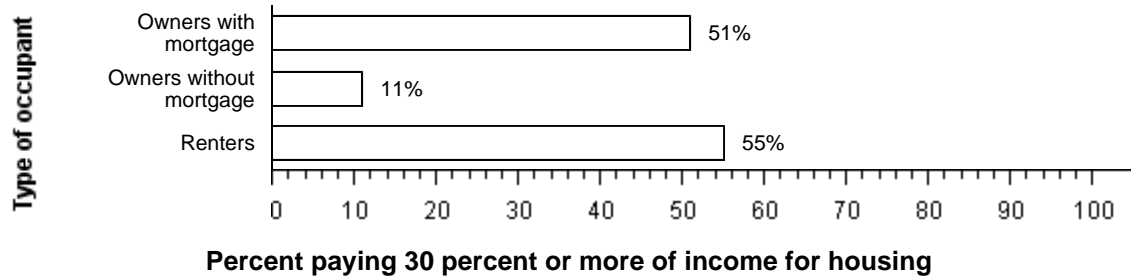


Source: American Community Survey, 2008

OCCUPIED HOUSING UNIT CHARACTERISTICS: In 2008, Congressional District 2 (110th Congress) had 214,000 occupied housing units - 133,000 (62 percent) owner occupied and 81,000 (38 percent) renter occupied. Two percent of the households did not have telephone service and 5 percent of the households did not have access to a car, truck, or van for private use. Multi Vehicle households were not rare. Forty-two percent had two vehicles and another 25 percent had three or more.

**HOUSING COSTS:** The median monthly housing costs for mortgaged owners was \$2,257, nonmortgaged owners \$411, and renters \$1,311. Fifty-one percent of owners with mortgages, 11 percent of owners without mortgages, and 55 percent of renters in Congressional District 2 (110th Congress) spent 30 percent or more of household income on housing.

**Occupants with a Housing Cost Burden in Congressional District 2 (110th Congress), Hawaii in 2008**



Source: American Community Survey, 2008

Source: U.S. Census Bureau, 2008 American Community Survey

The U.S. Census Bureau's Population Estimates Program produces the [official population estimates for the nation, states, counties and places](#), and the [official estimates of housing units for states and counties](#). The population and housing characteristics included above are derived from the American Community Survey.

Notes:

- Detail may not add to totals due to rounding.
- Percentages are based on unrounded numbers.