



PUMA5 00307, Hawaii

Population and Housing Narrative Profile: 2008

Data Set: **2008 American Community Survey 1-Year Estimates**

Survey: **American Community Survey**

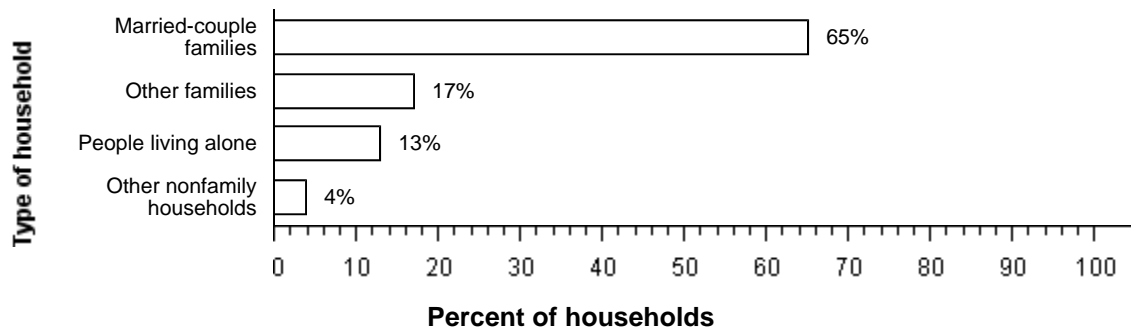
NOTE. Although the American Community Survey (ACS) produces population, demographic and housing unit estimates, it is the Census Bureau's Population Estimates Program that produces and disseminates the official estimates of the population for the nation, states, counties, cities and towns and estimates of housing units for states and counties.

For more information on confidentiality protection, sampling error, nonsampling error, and definitions, see [Survey Methodology](#).

HOUSEHOLDS AND FAMILIES: In 2008 there were 63,000 households in PUMA5 00307. The average household size was 3.5 people.

Families made up 82 percent of the households in PUMA5 00307. This figure includes both married-couple families (65 percent) and other families (17 percent). Nonfamily households made up 18 percent of all households in PUMA5 00307. Most of the nonfamily households were people living alone, but some were composed of people living in households in which no one was related to the householder.

The Types of Households in PUMA5 00307, Hawaii in 2008




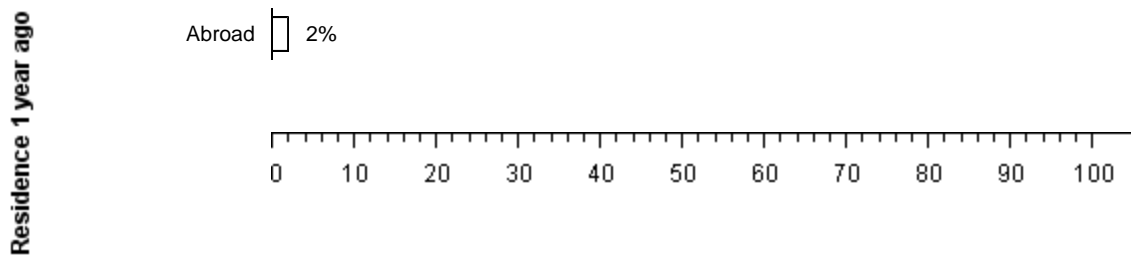
Source: American Community Survey, 2008

NATIVITY AND LANGUAGE: Data for this section cannot be displayed because the number of sample cases is too small. Displaying the data would risk disclosing information for individuals.

GEOGRAPHIC MOBILITY: In 2008, 83 percent of the people at least one year old living in PUMA5 00307 were living in the same residence one year earlier; 11 percent had moved during the past year from another residence in the same county, less than 0.5 percent from another county in the same state, 4 percent from another state, and 2 percent from abroad.

Geographic Mobility of Residents of PUMA5 00307, Hawaii in 2008





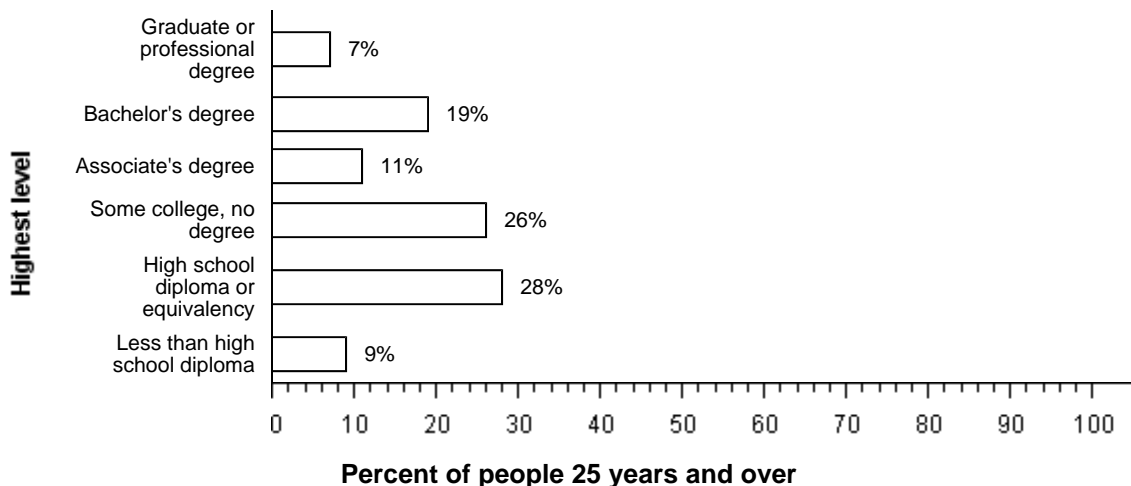
Percent of people age 1 year and over

Source: American Community Survey, 2008

EDUCATION: In 2008, 91 percent of people 25 years and over had at least graduated from high school and 26 percent had a bachelor's degree or higher. Nine percent were dropouts; they were not enrolled in school and had not graduated from high school.

The total school enrollment in PUMA5 00307 was 62,000 in 2008. Nursery school and kindergarten enrollment was 8,800 and elementary or high school enrollment was 39,000 children. College or graduate school enrollment was 15,000.

The Educational Attainment of People in PUMA5 00307, Hawaii in 2008

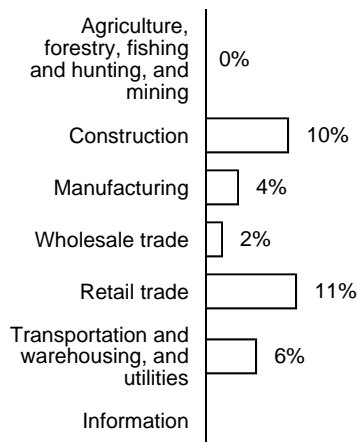


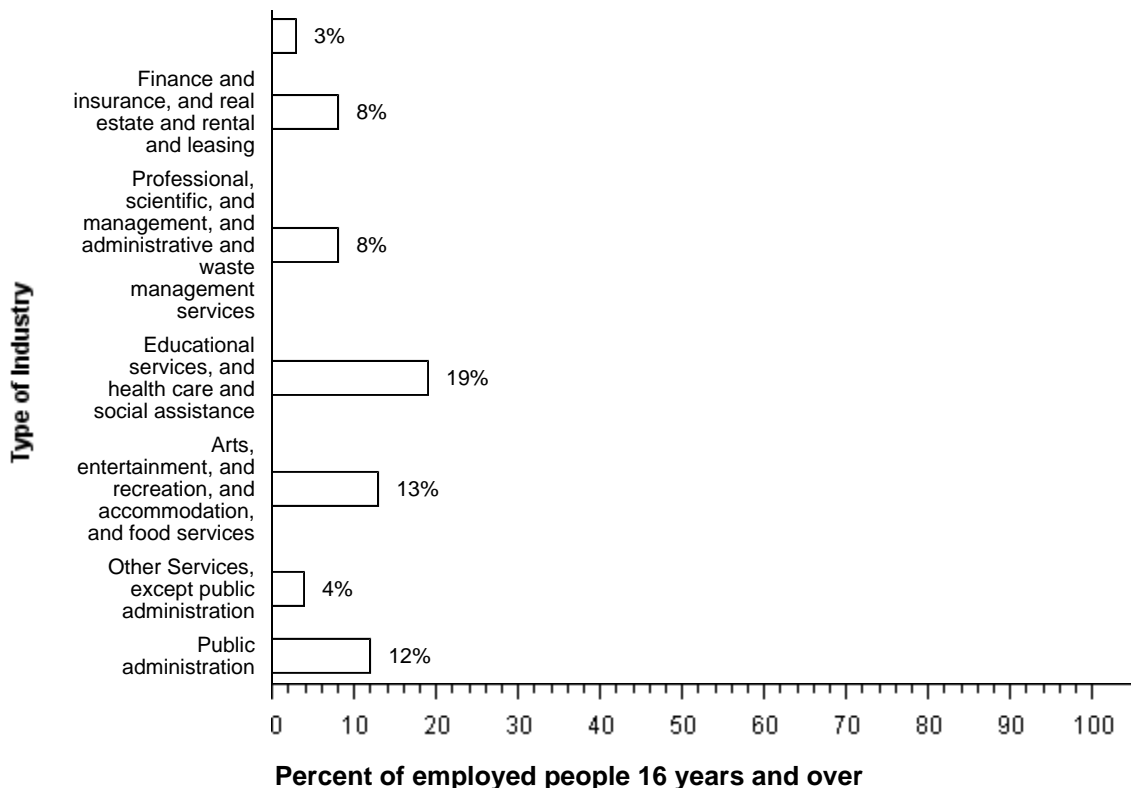
Source: American Community Survey, 2008

DISABILITY: In PUMA5 00307, among people at least five years old in 2008, 10 percent reported a disability. The likelihood of having a disability varied by age - from 4 percent of people 5 to 15 years old, to 8 percent of people 16 to 64 years old, and to 42 percent of those 65 and older.

INDUSTRIES: In 2008, for the employed population 16 years and older, the leading industries in PUMA5 00307 were Educational services, and health care, and social assistance, 19 percent, and Arts, entertainment, and recreation, and accommodation, and food services, 13 percent.

Employment by Industry in PUMA5 00307, Hawaii in 2008





Source: American Community Survey, 2008

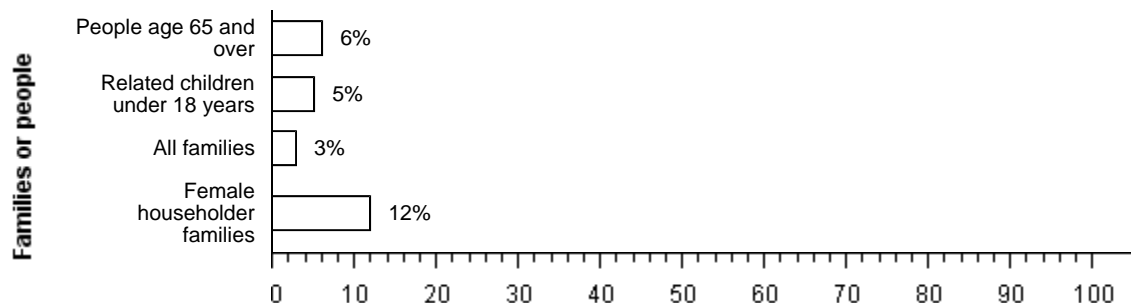
OCCUPATIONS AND TYPE OF EMPLOYER: Among the most common occupations were: Management, professional, and related occupations, 32 percent; Sales and office occupations, 27 percent; Service occupations, 21 percent; Construction, extraction, maintenance and repair occupations, 12 percent; and Production, transportation, and material moving occupations, 8 percent. Seventy-two percent of the people employed were Private wage and salary workers; 24 percent was Federal, state, or local government workers; and 4 percent was Self-employed in own not incorporated business workers.

TRAVEL TO WORK: Sixty-eight percent of PUMA5 00307 workers drove to work alone in 2008, 17 percent carpooled, 8 percent took public transportation, and 5 percent used other means. The remaining 2 percent worked at home. Among those who commuted to work, it took them on average 35.2 minutes to get to work.

INCOME: The median income of households in PUMA5 00307 was \$82,223. Ninety-two percent of the households received earnings and 22 percent received retirement income other than Social Security. Twenty-four percent of the households received Social Security. The average income from Social Security was \$15,151. These income sources are not mutually exclusive; that is, some households received income from more than one source.

POVERTY AND PARTICIPATION IN GOVERNMENT PROGRAMS: In 2008, 5 percent of people were in poverty. Five percent of related children under 18 were below the poverty level, compared with 6 percent of people 65 years old and over. Three percent of all families and 12 percent of families with a female householder and no husband present had incomes below the poverty level.

Poverty Rates in PUMA5 00307, Hawaii in 2008

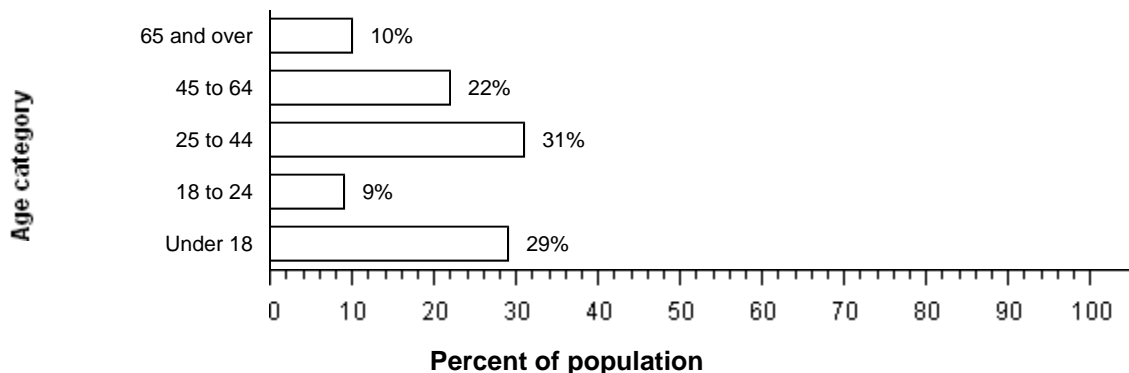


Percent below poverty level

Source: American Community Survey, 2008

POPULATION OF PUMA5 00307: In 2008, PUMA5 00307 had a total population of 221,000 - 110,000 (50 percent) females and 111,000 (50 percent) males. The median age was 33.4 years. Twenty-nine percent of the population was under 18 years and 10 percent was 65 years and older.

The Age Distribution of People in PUMA5 00307, Hawaii in 2008

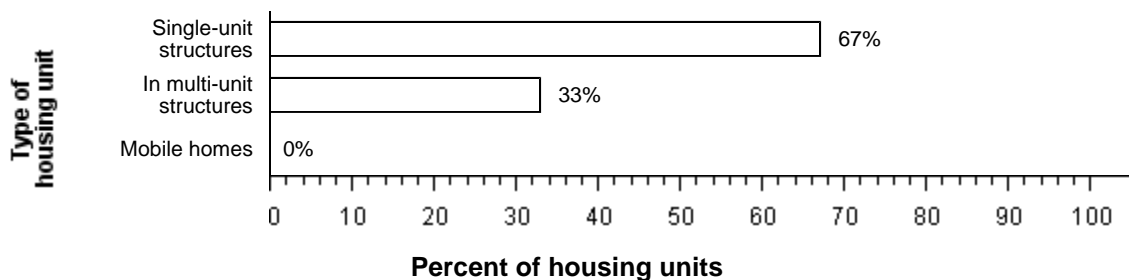


Source: American Community Survey, 2008

For people reporting one race alone, 18 percent was White; 5 percent was Black or African American; less than 0.5 percent was American Indian and Alaska Native; 45 percent was Asian; 8 percent was Native Hawaiian and Other Pacific Islander, and 1 percent was Some other race. Twenty-three percent reported Two or more races. Nine percent of the people in PUMA5 00307 was Hispanic. Sixteen percent of the people in PUMA5 00307 was White non-Hispanic. People of Hispanic origin may be of any race.

HOUSING CHARACTERISTICS: In 2008, PUMA5 00307 had a total of 68,000 housing units, 8 percent of which were vacant. Of the total housing units, 67 percent was in single-unit structures, 33 percent was in multi-unit structures, and less than 0.5 percent was mobile homes. Forty-seven percent of the housing units were built since 1990.

The Types of Housing Units in PUMA5 00307, Hawaii in 2008



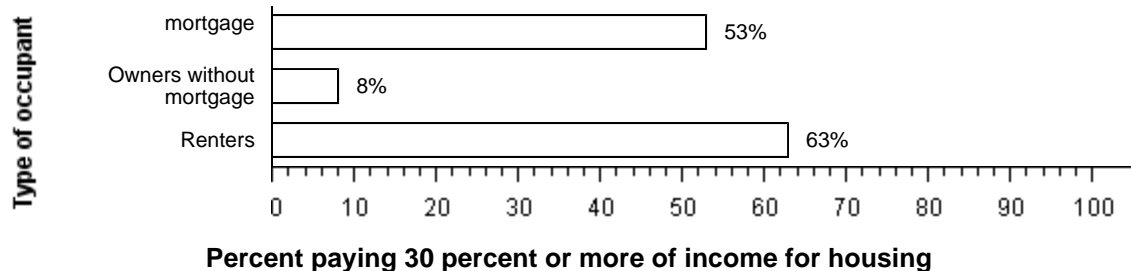
Source: American Community Survey, 2008

OCCUPIED HOUSING UNIT CHARACTERISTICS: In 2008, PUMA5 00307 had 63,000 occupied housing units - 45,000 (72 percent) owner occupied and 18,000 (28 percent) renter occupied. One percent of the households did not have telephone service and 3 percent of the households did not have access to a car, truck, or van for private use. Multi Vehicle households were not rare. Forty-six percent had two vehicles and another 27 percent had three or more.

HOUSING COSTS: The median monthly housing costs for mortgaged owners was \$2,415, nonmortgaged owners \$461, and renters \$1,758. Fifty-three percent of owners with mortgages, 8 percent of owners without mortgages, and 63 percent of renters in PUMA5 00307 spent 30 percent or more of household income on housing.

Occupants with a Housing Cost Burden in PUMA5 00307, Hawaii in 2008

Owners with



Source: American Community Survey, 2008

Source: U.S. Census Bureau, 2008 American Community Survey

The U.S. Census Bureau's Population Estimates Program produces the [official population estimates for the nation, states, counties and places](#), and the [official estimates of housing units for states and counties](#). The population and housing characteristics included above are derived from the American Community Survey.

Notes:

- Detail may not add to totals due to rounding.
- Percentages are based on unrounded numbers.