



Hawaii County, Hawaii
Population and Housing Narrative Profile: 2008
 Data Set: **2008 American Community Survey 1-Year Estimates**
 Survey: **American Community Survey**

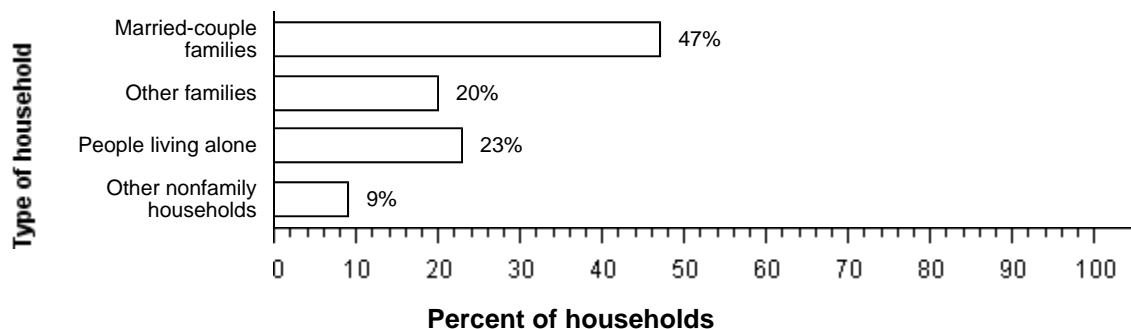
NOTE. Although the American Community Survey (ACS) produces population, demographic and housing unit estimates, it is the Census Bureau's Population Estimates Program that produces and disseminates the official estimates of the population for the nation, states, counties, cities and towns and estimates of housing units for states and counties.

For more information on confidentiality protection, sampling error, nonsampling error, and definitions, see [Survey Methodology](#).

HOUSEHOLDS AND FAMILIES: In 2008 there were 63,000 households in Hawaii County. The average household size was 2.7 people.

Families made up 67 percent of the households in Hawaii County. This figure includes both married-couple families (47 percent) and other families (20 percent). Nonfamily households made up 33 percent of all households in Hawaii County. Most of the nonfamily households were people living alone, but some were composed of people living in households in which no one was related to the householder.

The Types of Households in Hawaii County, Hawaii in 2008




Source: American Community Survey, 2008

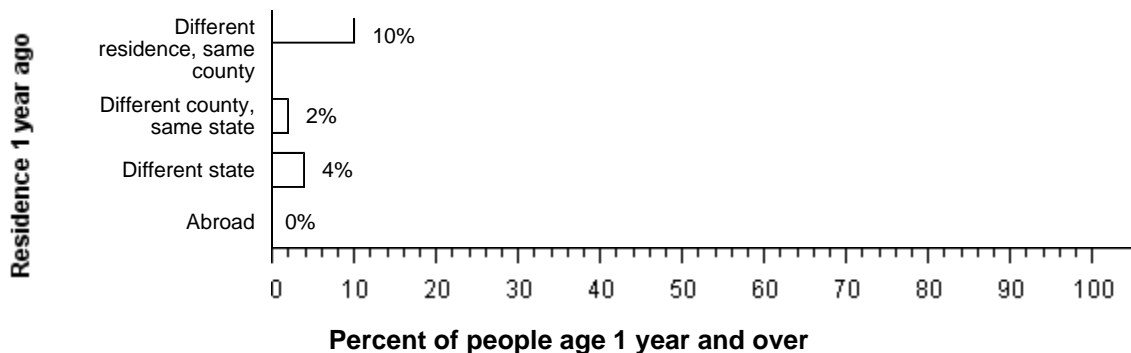
NATIVITY AND LANGUAGE: Thirteen percent of the people living in Hawaii County in 2008 were foreign born. Eighty-seven percent was native, including 53 percent who were born in Hawaii.

Among people at least five years old living in Hawaii County in 2008, 20 percent spoke a language other than English at home. Of those speaking a language other than English at home, 21 percent spoke Spanish and 79 percent spoke some other language; 44 percent reported that they did not speak English "very well."

GEOGRAPHIC MOBILITY: In 2008, 84 percent of the people at least one year old living in Hawaii County were living in the same residence one year earlier; 10 percent had moved during the past year from another residence in the same county, 2 percent from another county in the same state, 4 percent from another state, and less than 0.5 percent from abroad.

Geographic Mobility of Residents of Hawaii County, Hawaii in 2008



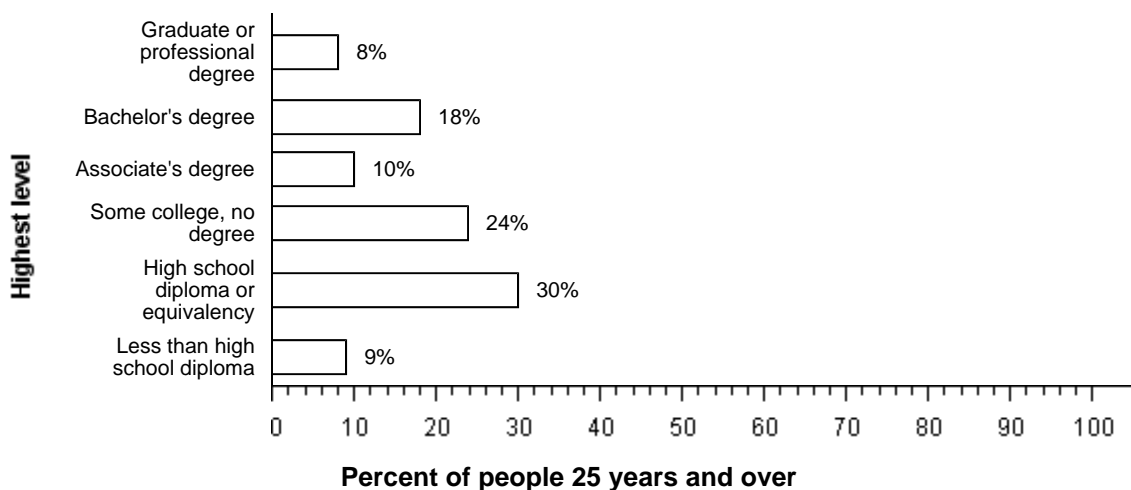


Source: American Community Survey, 2008

EDUCATION: In 2008, 91 percent of people 25 years and over had at least graduated from high school and 27 percent had a bachelor's degree or higher. Nine percent were dropouts; they were not enrolled in school and had not graduated from high school.

The total school enrollment in Hawaii County was 43,000 in 2008. Nursery school and kindergarten enrollment was 3,800 and elementary or high school enrollment was 27,000 children. College or graduate school enrollment was 12,000.

The Educational Attainment of People in Hawaii County, Hawaii in 2008

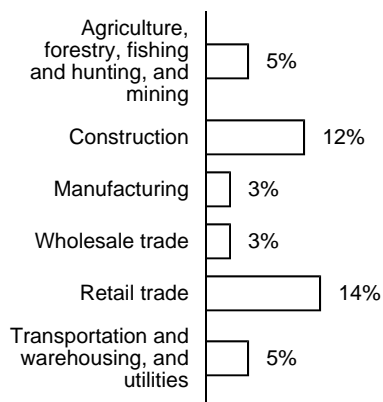


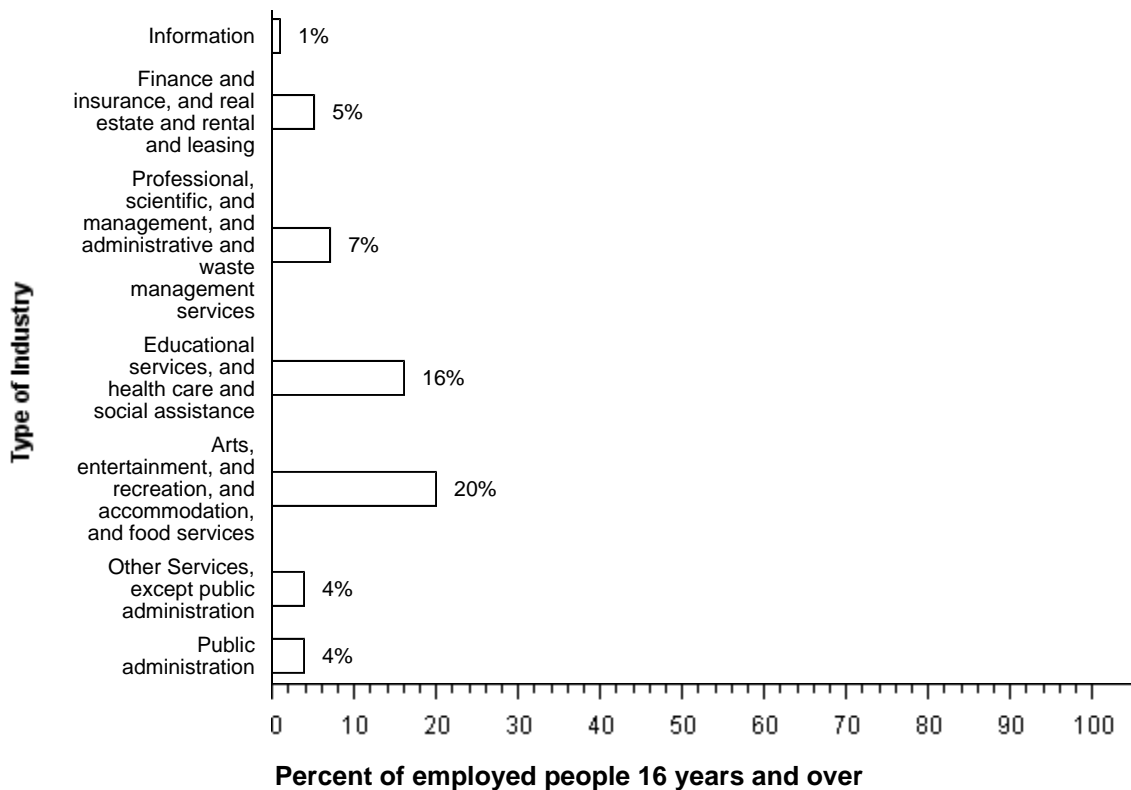
Source: American Community Survey, 2008

DISABILITY: In Hawaii County, among people at least five years old in 2008, 12 percent reported a disability. The likelihood of having a disability varied by age - from 2 percent of people 5 to 15 years old, to 9 percent of people 16 to 64 years old, and to 39 percent of those 65 and older.

INDUSTRIES: In 2008, for the employed population 16 years and older, the leading industries in Hawaii County were Arts, entertainment, and recreation, and accommodation, and food services, 20 percent, and Educational services, and health care, and social assistance, 16 percent.

Employment by Industry in Hawaii County, Hawaii in 2008





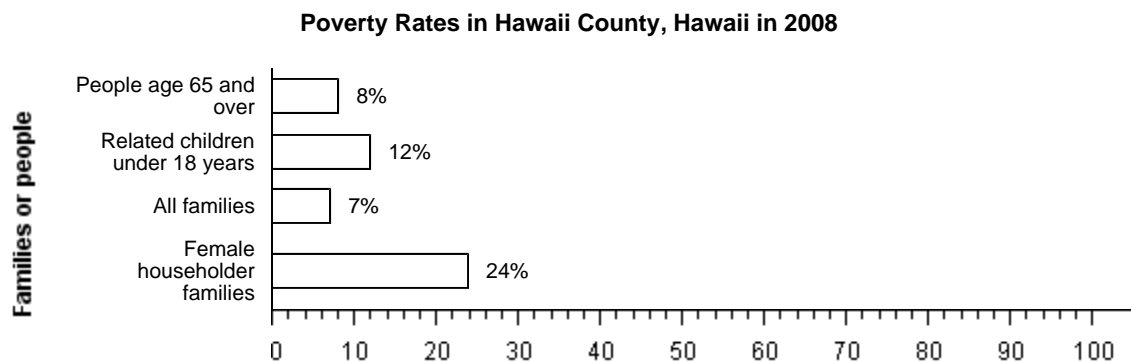
Source: American Community Survey, 2008

OCCUPATIONS AND TYPE OF EMPLOYER: Among the most common occupations were: Sales and office occupations, 26 percent; Management, professional, and related occupations, 26 percent; Service occupations, 25 percent; Construction, extraction, maintenance and repair occupations, 13 percent; and Production, transportation, and material moving occupations, 6 percent. Seventy-two percent of the people employed were Private wage and salary workers; 16 percent was Federal, state, or local government workers; and 11 percent was Self-employed in own not incorporated business workers.

TRAVEL TO WORK: Sixty-six percent of Hawaii County workers drove to work alone in 2008, 19 percent carpooled, 1 percent took public transportation, and 5 percent used other means. The remaining 8 percent worked at home. Among those who commuted to work, it took them on average 26.8 minutes to get to work.

INCOME: The median income of households in Hawaii County was \$54,044. Seventy-nine percent of the households received earnings and 20 percent received retirement income other than Social Security. Thirty-one percent of the households received Social Security. The average income from Social Security was \$15,091. These income sources are not mutually exclusive; that is, some households received income from more than one source.

POVERTY AND PARTICIPATION IN GOVERNMENT PROGRAMS: In 2008, 13 percent of people were in poverty. Twelve percent of related children under 18 were below the poverty level, compared with 8 percent of people 65 years old and over. Seven percent of all families and 24 percent of families with a female householder and no husband present had incomes below the poverty level.

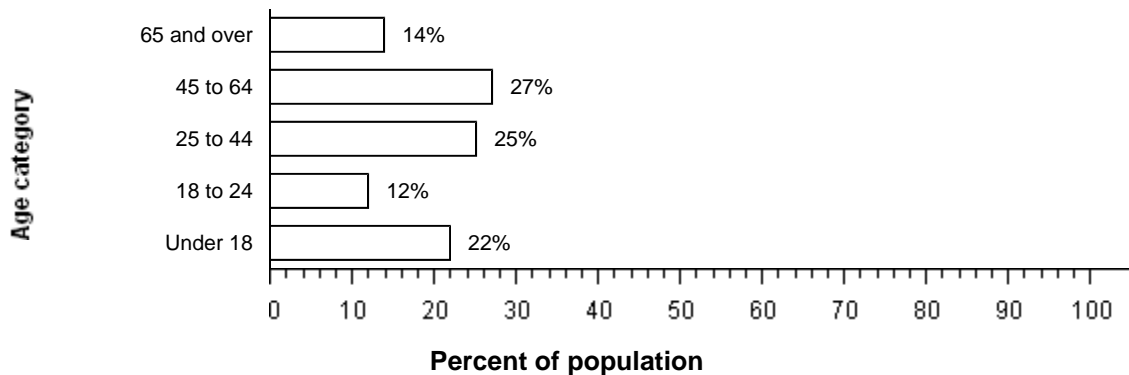


Percent below poverty level

Source: American Community Survey, 2008

POPULATION OF Hawaii County: In 2008, Hawaii County had a total population of 176,000 - 87,000 (49 percent) females and 89,000 (51 percent) males. The median age was 38.2 years. Twenty-two percent of the population was under 18 years and 14 percent was 65 years and older.

The Age Distribution of People in Hawaii County, Hawaii in 2008

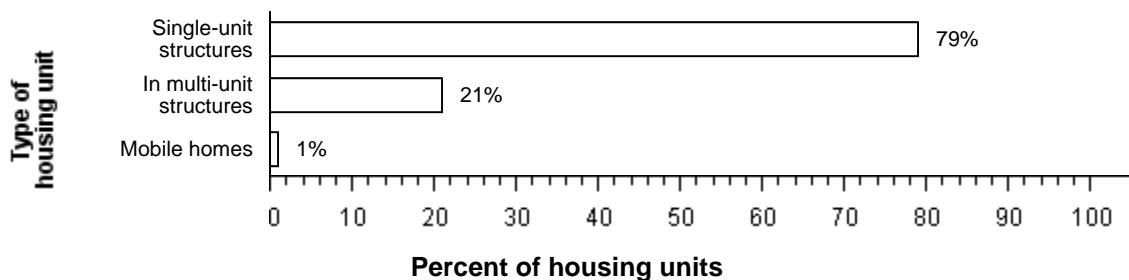


Source: American Community Survey, 2008

For people reporting one race alone, 36 percent was White; 1 percent was Black or African American; less than 0.5 percent was American Indian and Alaska Native; 24 percent was Asian; 11 percent was Native Hawaiian and Other Pacific Islander, and 3 percent was Some other race. Twenty-four percent reported Two or more races. Twelve percent of the people in Hawaii County was Hispanic. Thirty-four percent of the people in Hawaii County was White non-Hispanic. People of Hispanic origin may be of any race.

HOUSING CHARACTERISTICS: In 2008, Hawaii County had a total of 80,000 housing units, 21 percent of which were vacant. Of the total housing units, 79 percent was in single-unit structures, 21 percent was in multi-unit structures, and 1 percent was mobile homes. Thirty-one percent of the housing units were built since 1990.

The Types of Housing Units in Hawaii County, Hawaii in 2008




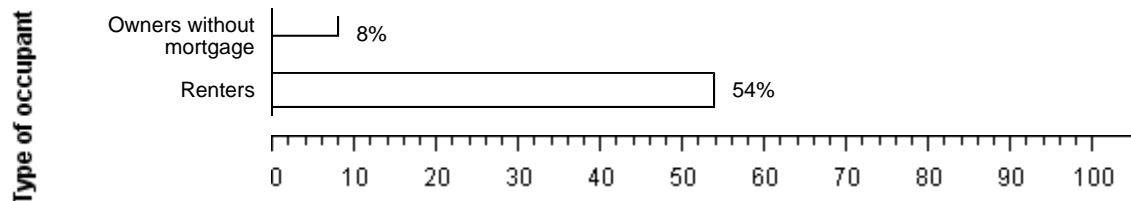
Source: American Community Survey, 2008

OCCUPIED HOUSING UNIT CHARACTERISTICS: In 2008, Hawaii County had 63,000 occupied housing units - 41,000 (64 percent) owner occupied and 23,000 (36 percent) renter occupied. One percent of the households did not have telephone service and 5 percent of the households did not have access to a car, truck, or van for private use. Multi Vehicle households were not rare. Forty-two percent had two vehicles and another 21 percent had three or more.

HOUSING COSTS: The median monthly housing costs for mortgaged owners was \$1,848, nonmortgaged owners \$335, and renters \$1,049. Fifty-two percent of owners with mortgages, 8 percent of owners without mortgages, and 54 percent of renters in Hawaii County spent 30 percent or more of household income on housing.

Occupants with a Housing Cost Burden in Hawaii County, Hawaii in 2008





Percent paying 30 percent or more of income for housing

Source: American Community Survey, 2008

Source: U.S. Census Bureau, 2008 American Community Survey

The U.S. Census Bureau's Population Estimates Program produces the [official population estimates for the nation, states, counties and places](#), and the [official estimates of housing units for states and counties](#). The population and housing characteristics included above are derived from the American Community Survey.

Notes:

- Detail may not add to totals due to rounding.
- Percentages are based on unrounded numbers.