



Honolulu County, Hawaii

Population and Housing Narrative Profile: 2006-2008

Data Set: 2006-2008 American Community Survey 3-Year Estimates

Survey: American Community Survey

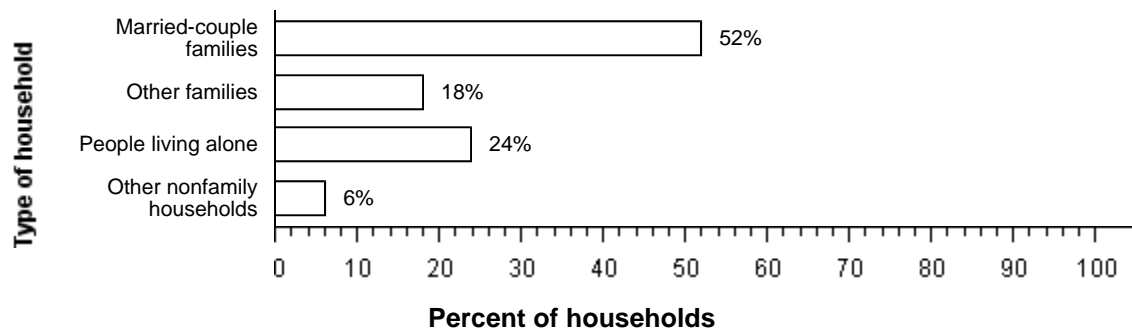
NOTE. Although the American Community Survey (ACS) produces population, demographic and housing unit estimates, it is the Census Bureau's Population Estimates Program that produces and disseminates the official estimates of the population for the nation, states, counties, cities and towns and estimates of housing units for states and counties.

For more information on confidentiality protection, sampling error, nonsampling error, and definitions, see [Survey Methodology](#).

HOUSEHOLDS AND FAMILIES: In 2006-2008 there were 302,000 households in Honolulu County. The average household size was 2.9 people.

Families made up 70 percent of the households in Honolulu County. This figure includes both married-couple families (52 percent) and other families (18 percent). Nonfamily households made up 30 percent of all households in Honolulu County. Most of the nonfamily households were people living alone, but some were composed of people living in households in which no one was related to the householder.

The Types of Households in Honolulu County, Hawaii in 2006-2008



Source: American Community Survey, 2006-2008

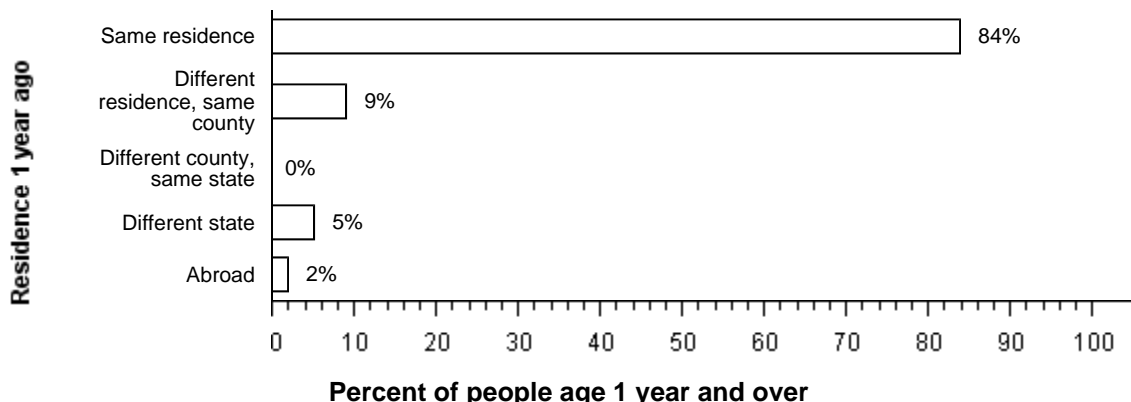
NATIVITY AND LANGUAGE: Nineteen percent of the people living in Honolulu County in 2006-2008 were foreign born. Eighty-one percent was native, including 54 percent who were born in Hawaii.

Among people at least five years old living in Honolulu County in 2006-2008, 27 percent spoke a language other than English at home. Of those speaking a language other than English at home, 7 percent spoke Spanish and 93 percent spoke some other language; 46 percent reported that they did not speak English "very well."

GEOGRAPHIC MOBILITY: In 2006-2008, 84 percent of the people at least one year old living in Honolulu County were living in the same residence one year earlier; 9 percent had moved during

the past year from another residence in the same county, less than 0.5 percent from another county in the same state, 5 percent from another state, and 2 percent from abroad.

Geographic Mobility of Residents of Honolulu County, Hawaii in 2006-2008

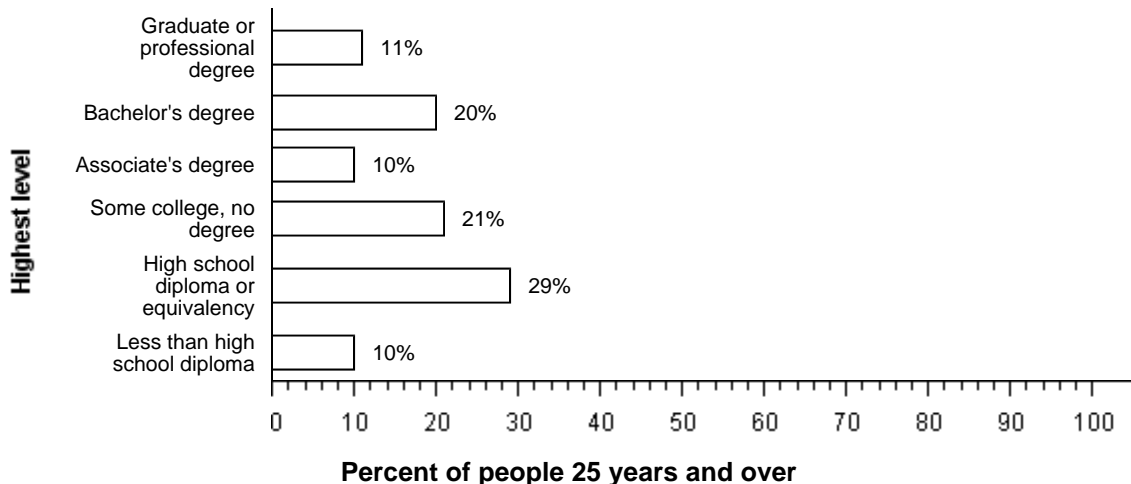


Source: American Community Survey, 2006-2008

EDUCATION: In 2006-2008, 90 percent of people 25 years and over had at least graduated from high school and 31 percent had a bachelor's degree or higher. Ten percent were dropouts; they were not enrolled in school and had not graduated from high school.

The total school enrollment in Honolulu County was 224,000 in 2006-2008. Nursery school and kindergarten enrollment was 25,000 and elementary or high school enrollment was 132,000 children. College or graduate school enrollment was 67,000.

The Educational Attainment of People in Honolulu County, Hawaii in 2006-2008

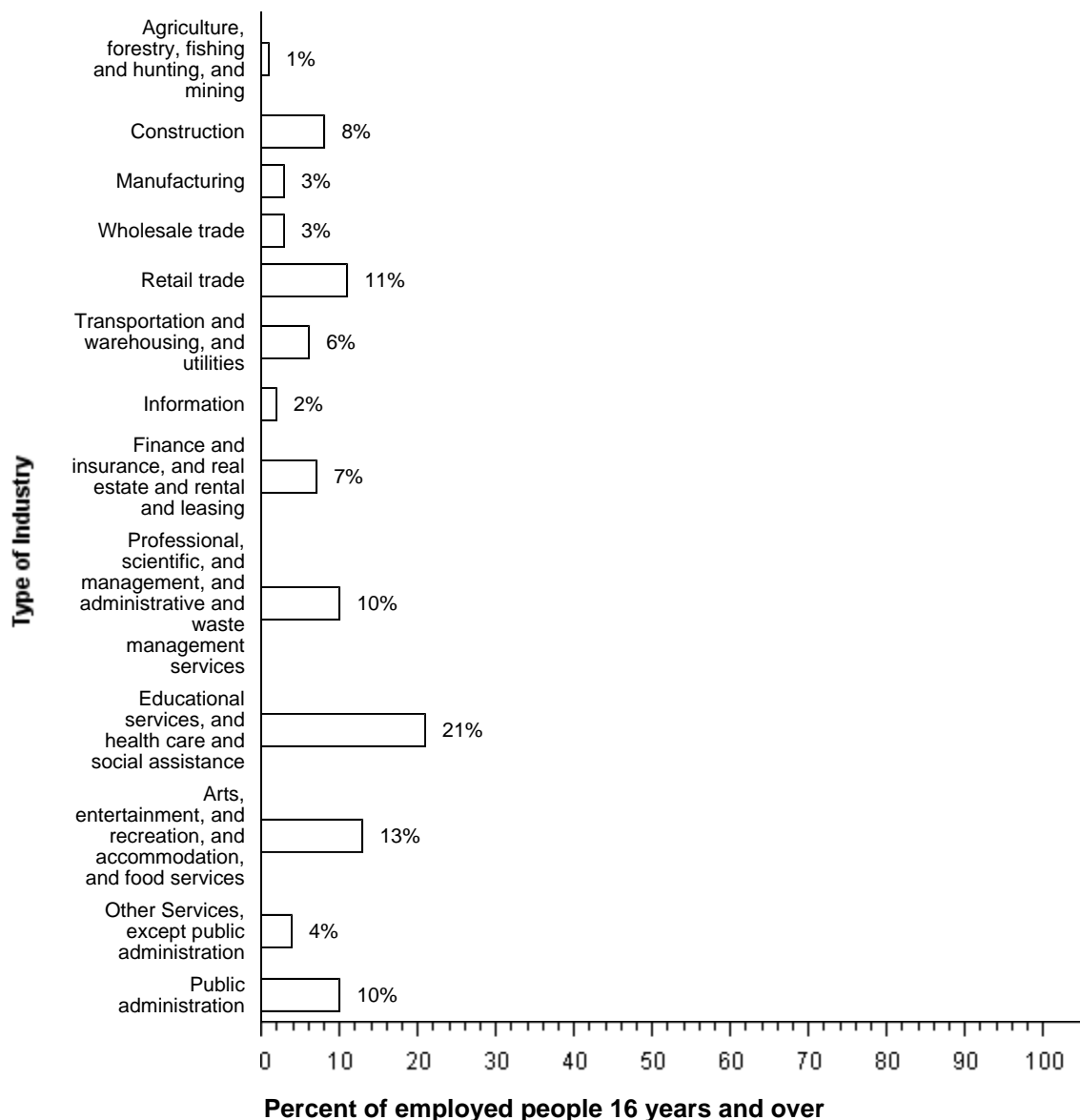


Source: American Community Survey, 2006-2008

DISABILITY: Data for this section cannot be displayed because the number of sample cases is too small. Displaying the data would risk disclosing information for individuals.

INDUSTRIES: In 2006-2008, for the employed population 16 years and older, the leading industries in Honolulu County were Educational services, and health care, and social assistance, 21 percent, and Arts, entertainment, and recreation, and accommodation, and food services, 13 percent.

Employment by Industry in Honolulu County, Hawaii in 2006-2008



Source: American Community Survey, 2006-2008

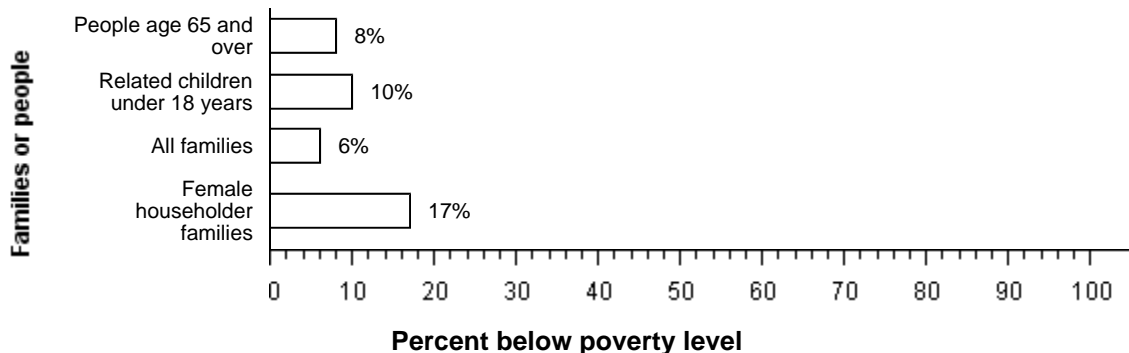
OCCUPATIONS AND TYPE OF EMPLOYER: Among the most common occupations were: Management, professional, and related occupations, 35 percent; Sales and office occupations, 27 percent; Service occupations, 20 percent; Construction, extraction, maintenance and repair occupations, 10 percent; and Production, transportation, and material moving occupations, 8 percent. Seventy-two percent of the people employed were Private wage and salary workers; 22 percent was Federal, state, or local government workers; and 6 percent was Self-employed in own not incorporated business workers.

TRAVEL TO WORK: Sixty-five percent of Honolulu County workers drove to work alone in 2006-2008, 16 percent carpooled, 8 percent took public transportation, and 8 percent used other means. The remaining 3 percent worked at home. Among those who commuted to work, it took them on average 27.1 minutes to get to work.

INCOME: The median income of households in Honolulu County was \$68,655. Eighty-three percent of the households received earnings and 24 percent received retirement income other than Social Security. Thirty-one percent of the households received Social Security. The average income from Social Security was \$15,639. These income sources are not mutually exclusive; that is, some households received income from more than one source.

POVERTY AND PARTICIPATION IN GOVERNMENT PROGRAMS: In 2006-2008, 9 percent of people were in poverty. Ten percent of related children under 18 were below the poverty level, compared with 8 percent of people 65 years old and over. Six percent of all families and 17 percent of families with a female householder and no husband present had incomes below the poverty level.

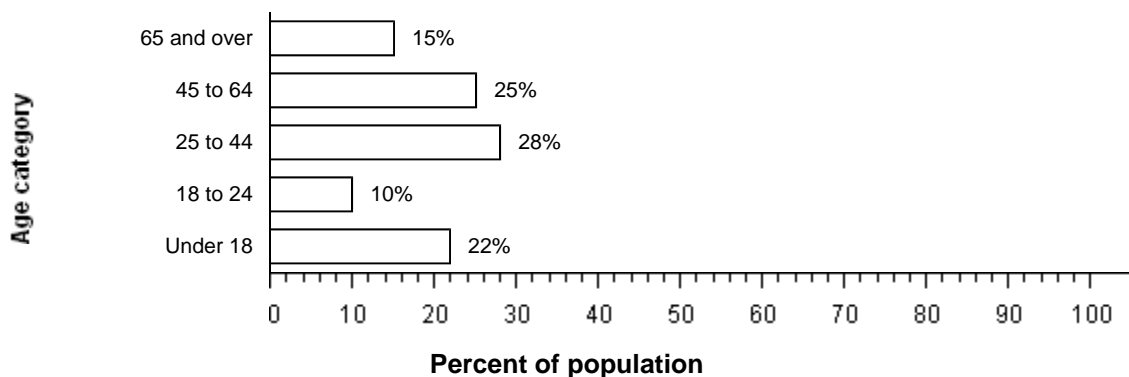
Poverty Rates in Honolulu County, Hawaii in 2006-2008



Source: American Community Survey, 2006-2008

POPULATION OF Honolulu County: In 2006-2008, Honolulu County had a total population of 903,000 - 448,000 (50 percent) females and 455,000 (50 percent) males. The median age was 37.6 years. Twenty-two percent of the population was under 18 years and 15 percent was 65 years and older.

The Age Distribution of People in Honolulu County, Hawaii in 2006-2008




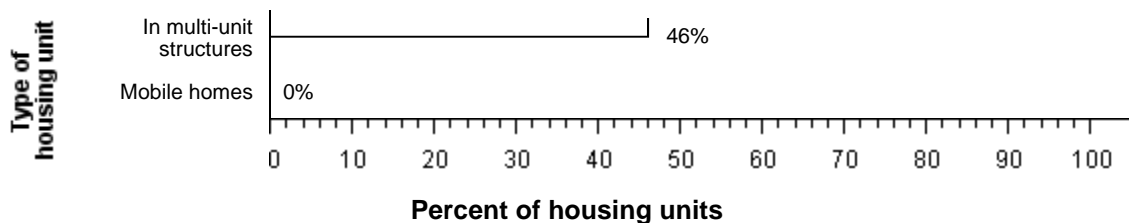
Source: American Community Survey, 2006-2008

For people reporting one race alone, 23 percent was White; 3 percent was Black or African American; less than 0.5 percent was American Indian and Alaska Native; 44 percent was Asian; 8 percent was Native Hawaiian and Other Pacific Islander, and 1 percent was Some other race. Twenty-one percent reported Two or more races. Eight percent of the people in Honolulu County was Hispanic. Twenty-one percent of the people in Honolulu County was White non-Hispanic. People of Hispanic origin may be of any race.

HOUSING CHARACTERISTICS: In 2006-2008, Honolulu County had a total of 335,000 housing units, 10 percent of which were vacant. Of the total housing units, 54 percent was in single-unit structures, 46 percent was in multi-unit structures, and less than 0.5 percent was mobile homes. Nineteen percent of the housing units were built since 1990.

The Types of Housing Units in Honolulu County, Hawaii in 2006-2008



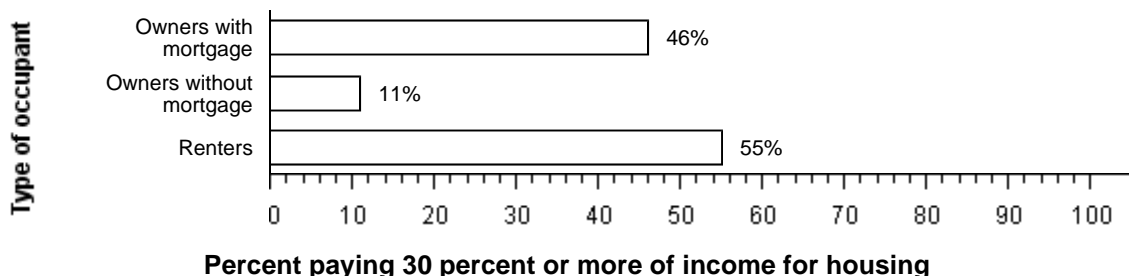


Source: American Community Survey, 2006-2008

OCCUPIED HOUSING UNIT CHARACTERISTICS: In 2006-2008, Honolulu County had 302,000 occupied housing units - 174,000 (58 percent) owner occupied and 129,000 (42 percent) renter occupied. Four percent of the households did not have telephone service and 10 percent of the households did not have access to a car, truck, or van for private use. Multi Vehicle households were not rare. Thirty-five percent had two vehicles and another 20 percent had three or more.

HOUSING COSTS: The median monthly housing costs for mortgaged owners was \$2,256, nonmortgaged owners \$461, and renters \$1,262. Forty-six percent of owners with mortgages, 11 percent of owners without mortgages, and 55 percent of renters in Honolulu County spent 30 percent or more of household income on housing.

Occupants with a Housing Cost Burden in Honolulu County, Hawaii in 2006-2008



Source: American Community Survey, 2006-2008

Source: U.S. Census Bureau, 2006-2008 American Community Survey

The U.S. Census Bureau's Population Estimates Program produces the [official population estimates for the nation, states, counties and places](#), and the [official estimates of housing units for states and counties](#). The population and housing characteristics included above are derived from the American Community Survey.

Notes:

- Detail may not add to totals due to rounding.
- Percentages are based on unrounded numbers.