



**Kahului CDP, Hawaii**  
**Population and Housing Narrative Profile: 2006-2008**  
 Data Set: **2006-2008 American Community Survey 3-Year Estimates**  
 Survey: **American Community Survey**

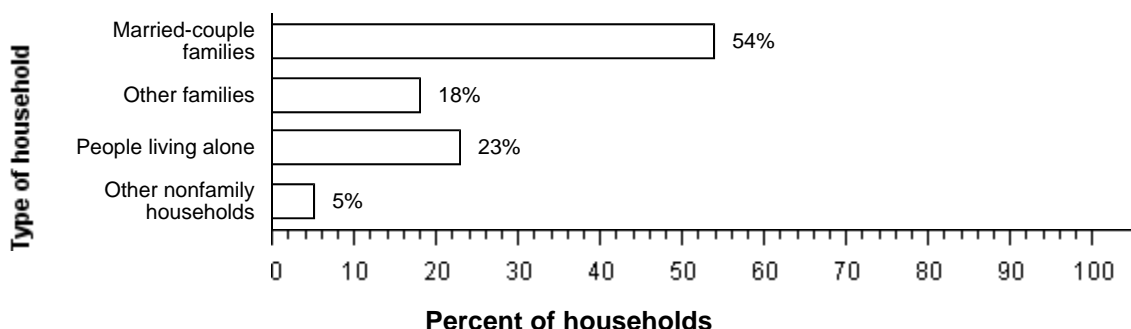
NOTE. Although the American Community Survey (ACS) produces population, demographic and housing unit estimates, it is the Census Bureau's Population Estimates Program that produces and disseminates the official estimates of the population for the nation, states, counties, cities and towns and estimates of housing units for states and counties.

For more information on confidentiality protection, sampling error, nonsampling error, and definitions, see [Survey Methodology](#).

**HOUSEHOLDS AND FAMILIES:** In 2006-2008 there were 6,100 households in Kahului CDP. The average household size was 3.4 people.

Families made up 72 percent of the households in Kahului CDP. This figure includes both married-couple families (54 percent) and other families (18 percent). Nonfamily households made up 28 percent of all households in Kahului CDP. Most of the nonfamily households were people living alone, but some were composed of people living in households in which no one was related to the householder.

**The Types of Households in Kahului CDP, Hawaii in 2006-2008**




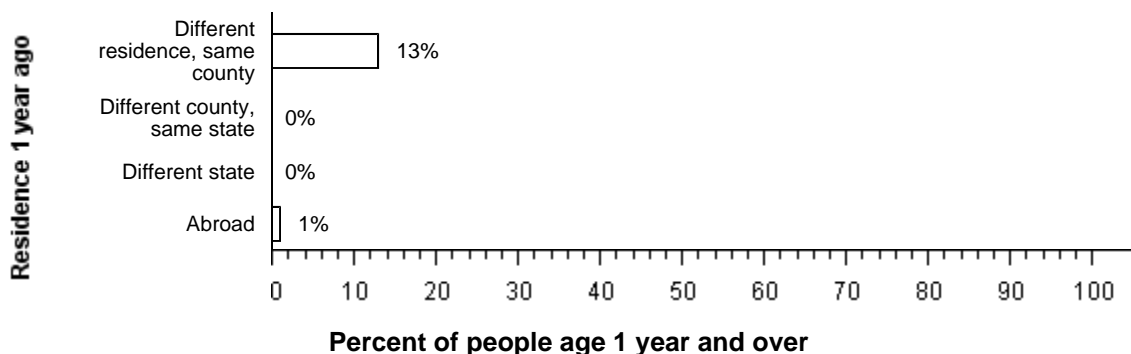
Source: American Community Survey, 2006-2008

**NATIVITY AND LANGUAGE:** Data for this section cannot be displayed because the number of sample cases is too small. Displaying the data would risk disclosing information for individuals.

**GEOGRAPHIC MOBILITY:** In 2006-2008, 86 percent of the people at least one year old living in Kahului CDP were living in the same residence one year earlier; 13 percent had moved during the past year from another residence in the same county, less than 0.5 percent from another county in the same state, less than 0.5 percent from another state, and 1 percent from abroad.

**Geographic Mobility of Residents of Kahului CDP, Hawaii in 2006-2008**



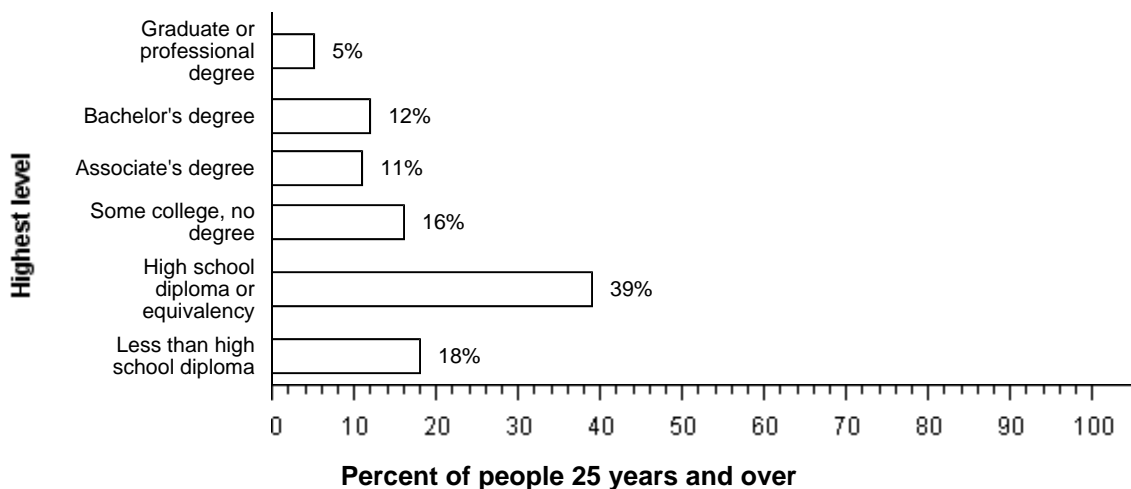


Source: American Community Survey, 2006-2008

**EDUCATION:** In 2006-2008, 82 percent of people 25 years and over had at least graduated from high school and 16 percent had a bachelor's degree or higher. Eighteen percent were dropouts; they were not enrolled in school and had not graduated from high school.

The total school enrollment in Kahului CDP was 5,200 in 2006-2008. Nursery school and kindergarten enrollment was 770 and elementary or high school enrollment was 3,900 children. College or graduate school enrollment was 570.

**The Educational Attainment of People in Kahului CDP, Hawaii in 2006-2008**

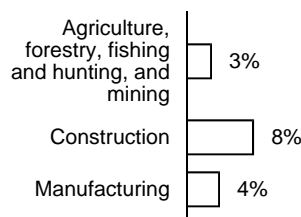


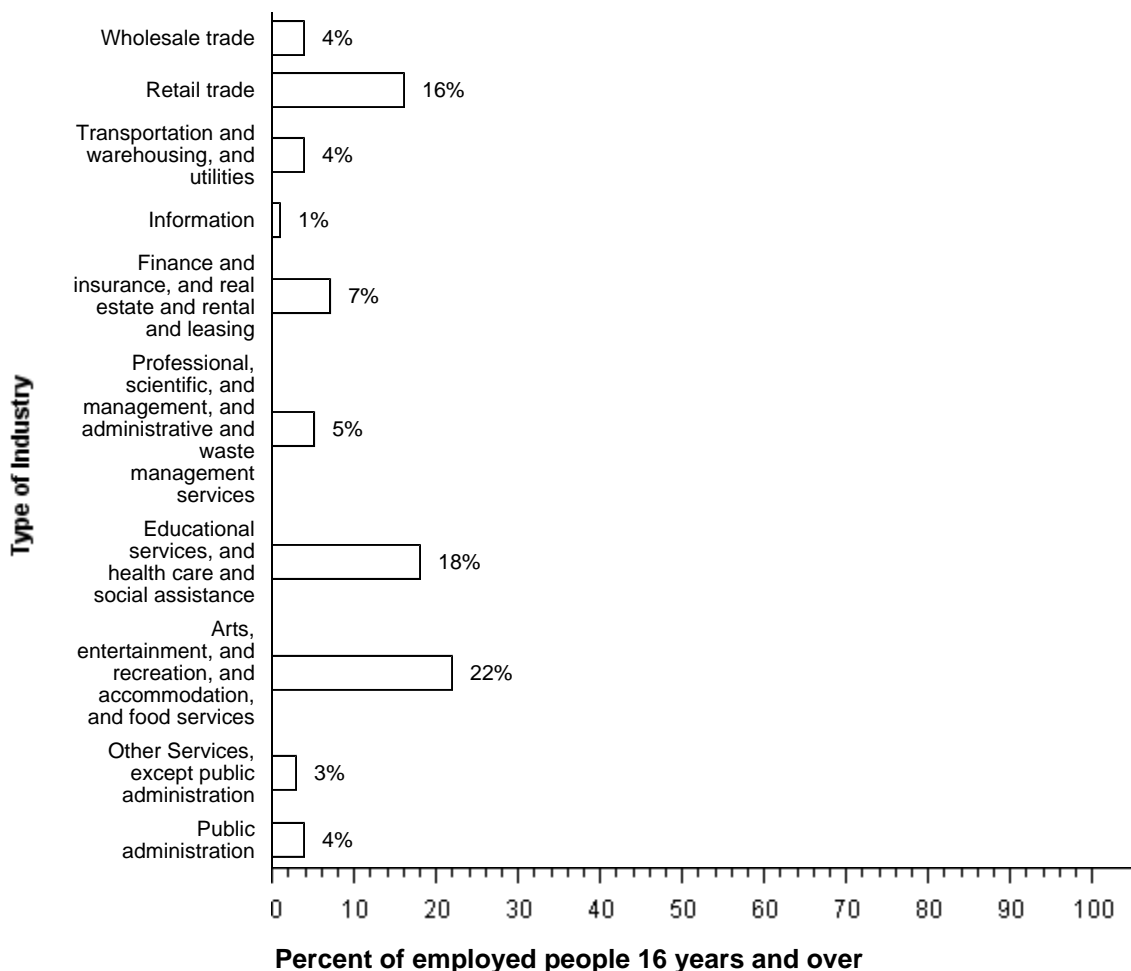
Source: American Community Survey, 2006-2008

**DISABILITY:** Data for this section cannot be displayed because the number of sample cases is too small. Displaying the data would risk disclosing information for individuals.

**INDUSTRIES:** In 2006-2008, for the employed population 16 years and older, the leading industries in Kahului CDP were Arts, entertainment, and recreation, and accommodation, and food services, 22 percent, and Educational services, and health care, and social assistance, 18 percent.

**Employment by Industry in Kahului CDP, Hawaii in 2006-2008**





Source: American Community Survey, 2006-2008

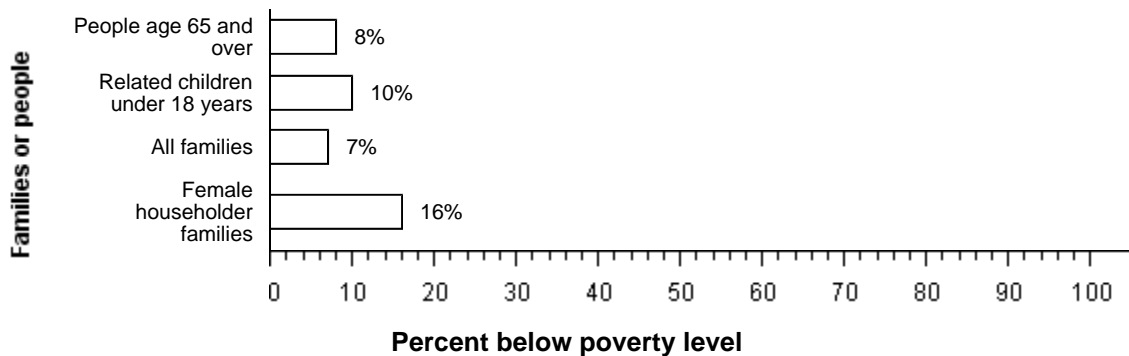
**OCCUPATIONS AND TYPE OF EMPLOYER:** Among the most common occupations were: Service occupations, 30 percent; Sales and office occupations, 26 percent; Management, professional, and related occupations, 19 percent; Construction, extraction, maintenance and repair occupations, 13 percent; and Production, transportation, and material moving occupations, 11 percent. Seventy-six percent of the people employed were Private wage and salary workers; 17 percent was Federal, state, or local government workers; and 7 percent was Self-employed in own not incorporated business workers.

**TRAVEL TO WORK:** Sixty-six percent of Kahului CDP workers drove to work alone in 2006-2008, 21 percent carpooled, 3 percent took public transportation, and 6 percent used other means. The remaining 3 percent worked at home. Among those who commuted to work, it took them on average 21 minutes to get to work.

**INCOME:** The median income of households in Kahului CDP was \$60,072. Seventy-eight percent of the households received earnings and 21 percent received retirement income other than Social Security. Forty-two percent of the households received Social Security. The average income from Social Security was \$14,127. These income sources are not mutually exclusive; that is, some households received income from more than one source.

**POVERTY AND PARTICIPATION IN GOVERNMENT PROGRAMS:** In 2006-2008, 8 percent of people were in poverty. Ten percent of related children under 18 were below the poverty level, compared with 8 percent of people 65 years old and over. Seven percent of all families and 16 percent of families with a female householder and no husband present had incomes below the poverty level.

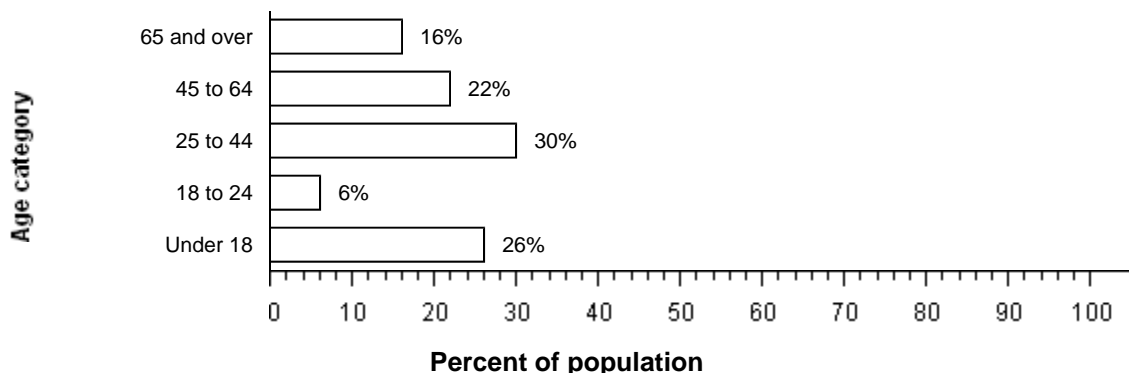
**Poverty Rates in Kahului CDP, Hawaii in 2006-2008**



Source: American Community Survey, 2006-2008

POPULATION OF Kahului CDP: In 2006-2008, Kahului CDP had a total population of 21,000 - 11,000 (51 percent) females and 10,000 (49 percent) males. The median age was 37.6 years. Twenty-six percent of the population was under 18 years and 16 percent was 65 years and older.

**The Age Distribution of People in Kahului CDP, Hawaii in 2006-2008**

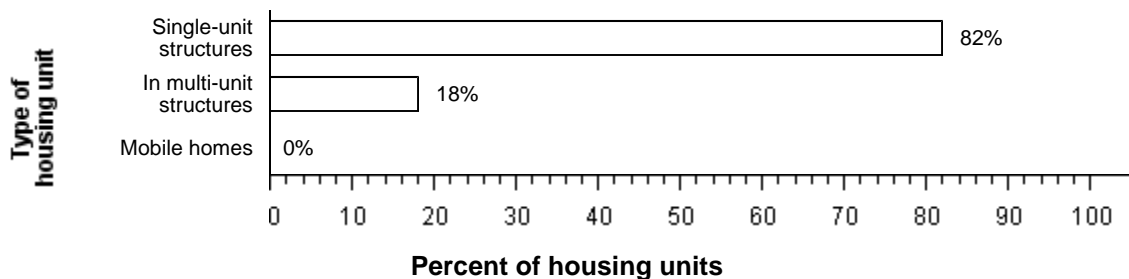


Source: American Community Survey, 2006-2008

For people reporting one race alone, 9 percent was White; less than 0.5 percent was Black or African American; less than 0.5 percent was American Indian and Alaska Native; 58 percent was Asian; 10 percent was Native Hawaiian and Other Pacific Islander, and 2 percent was Some other race. Twenty-two percent reported Two or more races. Twelve percent of the people in Kahului CDP was Hispanic. Eight percent of the people in Kahului CDP was White non-Hispanic. People of Hispanic origin may be of any race.

HOUSING CHARACTERISTICS: In 2006-2008, Kahului CDP had a total of 6,600 housing units, 7 percent of which were vacant. Of the total housing units, 82 percent was in single-unit structures, 18 percent was in multi-unit structures, and less than 0.5 percent was mobile homes. Twenty-six percent of the housing units were built since 1990.

**The Types of Housing Units in Kahului CDP, Hawaii in 2006-2008**

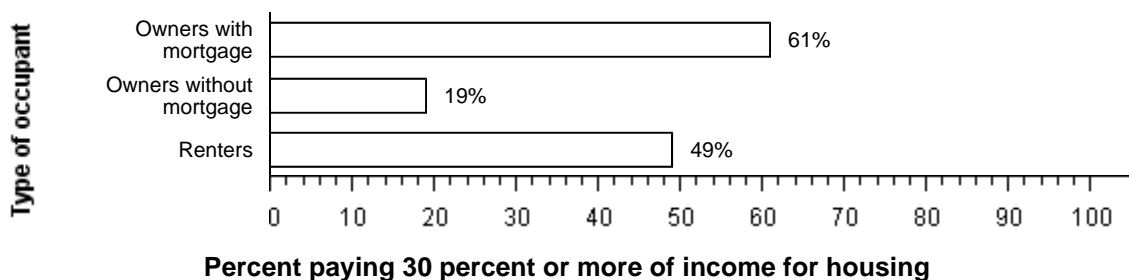


Source: American Community Survey, 2006-2008

**OCCUPIED HOUSING UNIT CHARACTERISTICS:** In 2006-2008, Kahului CDP had 6,100 occupied housing units - 3,900 (64 percent) owner occupied and 2,200 (36 percent) renter occupied. Three percent of the households did not have telephone service and 10 percent of the households did not have access to a car, truck, or van for private use. Multi Vehicle households were not rare. Thirty-two percent had two vehicles and another 30 percent had three or more.

**HOUSING COSTS:** The median monthly housing costs for mortgaged owners was \$3,022, nonmortgaged owners \$374, and renters \$933. Sixty-one percent of owners with mortgages, 19 percent of owners without mortgages, and 49 percent of renters in Kahului CDP spent 30 percent or more of household income on housing.

**Occupants with a Housing Cost Burden in Kahului CDP, Hawaii in 2006-2008**



Source: American Community Survey, 2006-2008

Source: U.S. Census Bureau, 2006-2008 American Community Survey

The U.S. Census Bureau's Population Estimates Program produces the [official population estimates for the nation, states, counties and places](#), and the [official estimates of housing units for states and counties](#). The population and housing characteristics included above are derived from the American Community Survey.

Notes:

- Detail may not add to totals due to rounding.
- Percentages are based on unrounded numbers.