



**Kihei CDP, Hawaii**

**Population and Housing Narrative Profile: 2006-2008**

Data Set: **2006-2008 American Community Survey 3-Year Estimates**

Survey: **American Community Survey**

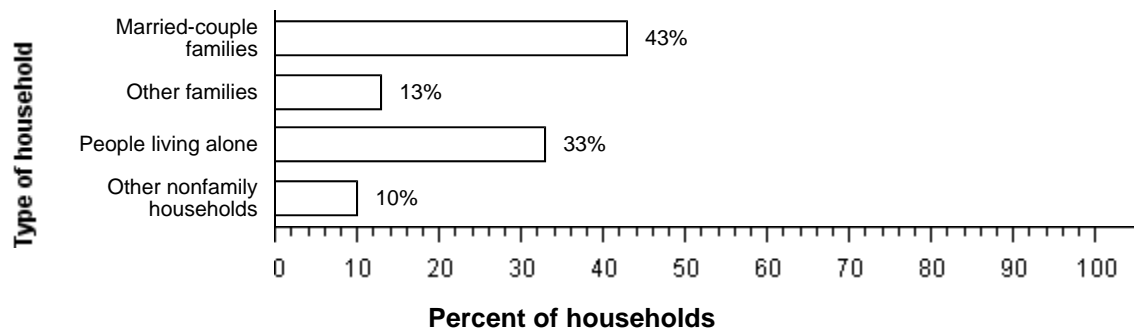
NOTE. Although the American Community Survey (ACS) produces population, demographic and housing unit estimates, it is the Census Bureau's Population Estimates Program that produces and disseminates the official estimates of the population for the nation, states, counties, cities and towns and estimates of housing units for states and counties.

For more information on confidentiality protection, sampling error, nonsampling error, and definitions, see [Survey Methodology](#).

**HOUSEHOLDS AND FAMILIES:** In 2006-2008 there were 7,700 households in Kihei CDP. The average household size was 2.6 people.

Families made up 57 percent of the households in Kihei CDP. This figure includes both married-couple families (43 percent) and other families (13 percent). Nonfamily households made up 43 percent of all households in Kihei CDP. Most of the nonfamily households were people living alone, but some were composed of people living in households in which no one was related to the householder.

**The Types of Households in Kihei CDP, Hawaii in 2006-2008**




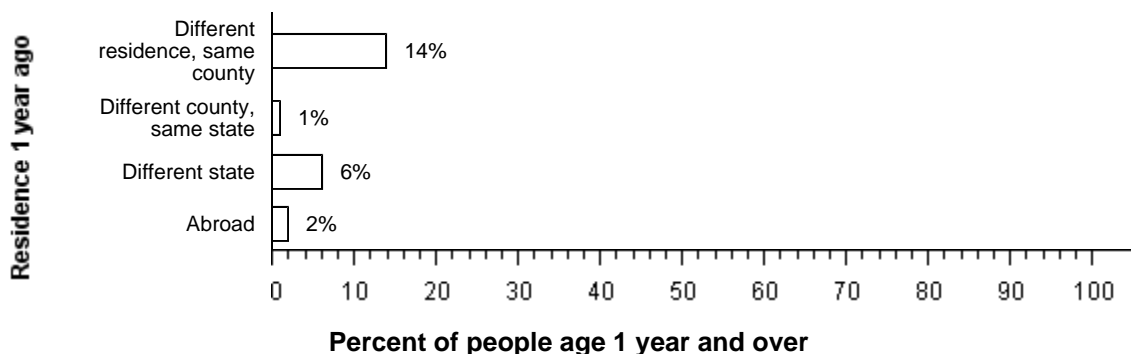
Source: American Community Survey, 2006-2008

**NATIVITY AND LANGUAGE:** Data for this section cannot be displayed because the number of sample cases is too small. Displaying the data would risk disclosing information for individuals.

**GEOGRAPHIC MOBILITY:** In 2006-2008, 78 percent of the people at least one year old living in Kihei CDP were living in the same residence one year earlier; 14 percent had moved during the past year from another residence in the same county, 1 percent from another county in the same state, 6 percent from another state, and 2 percent from abroad.

**Geographic Mobility of Residents of Kihei CDP, Hawaii in 2006-2008**



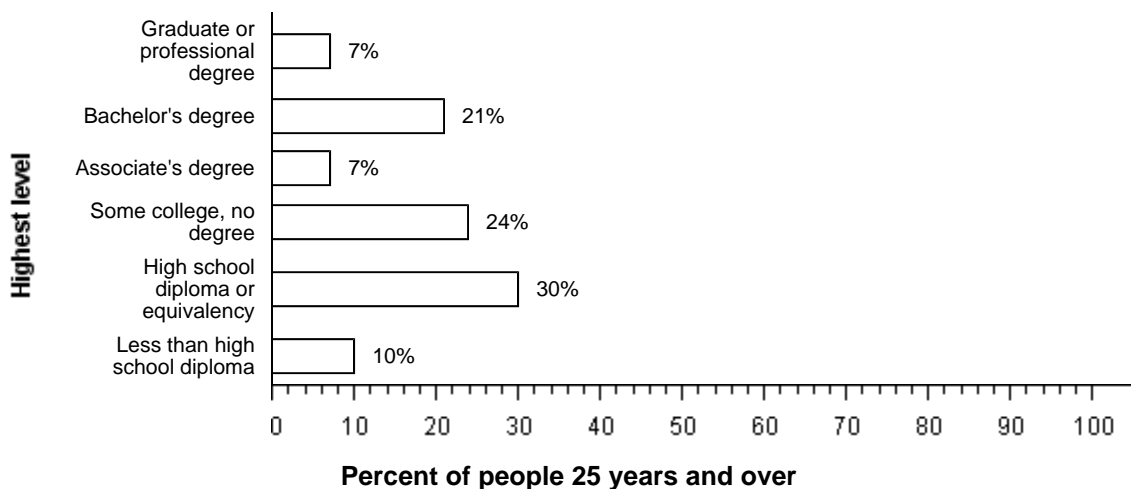


Source: American Community Survey, 2006-2008

**EDUCATION:** In 2006-2008, 90 percent of people 25 years and over had at least graduated from high school and 28 percent had a bachelor's degree or higher. Ten percent were dropouts; they were not enrolled in school and had not graduated from high school.

The total school enrollment in Kihei CDP was 3,300 in 2006-2008. Nursery school and kindergarten enrollment was 180 and elementary or high school enrollment was 2,500 children. College or graduate school enrollment was 680.

**The Educational Attainment of People in Kihei CDP, Hawaii in 2006-2008**

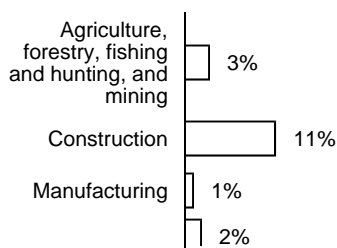


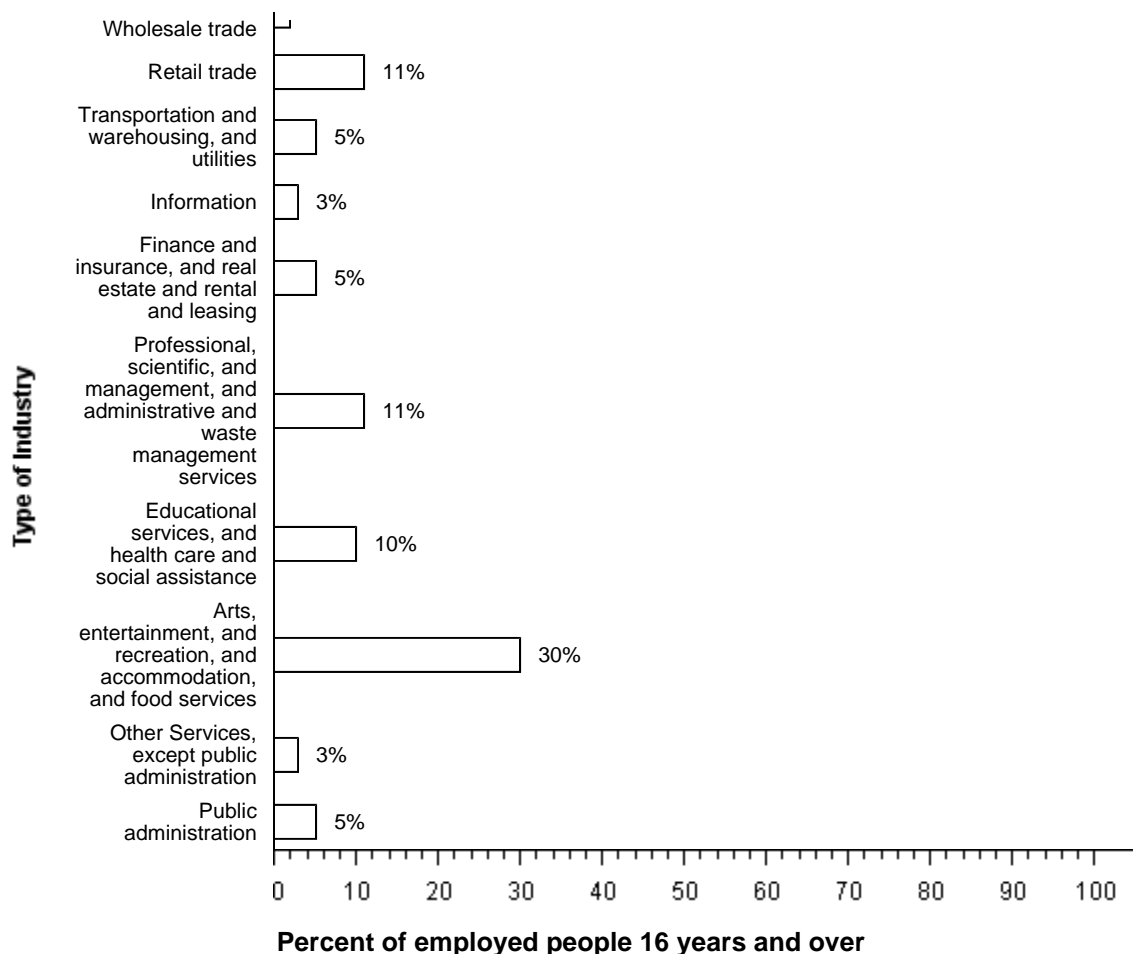
Source: American Community Survey, 2006-2008

**DISABILITY:** Data for this section cannot be displayed because the number of sample cases is too small. Displaying the data would risk disclosing information for individuals.

**INDUSTRIES:** In 2006-2008, for the employed population 16 years and older, the leading industries in Kihei CDP were Arts, entertainment, and recreation, and accommodation, and food services, 30 percent, and Construction, 11 percent.

**Employment by Industry in Kihei CDP, Hawaii in 2006-2008**





Source: American Community Survey, 2006-2008


**OCCUPATIONS AND TYPE OF EMPLOYER:** Data for this section cannot be displayed because the number of sample cases is too small. Displaying the data would risk disclosing information for individuals.

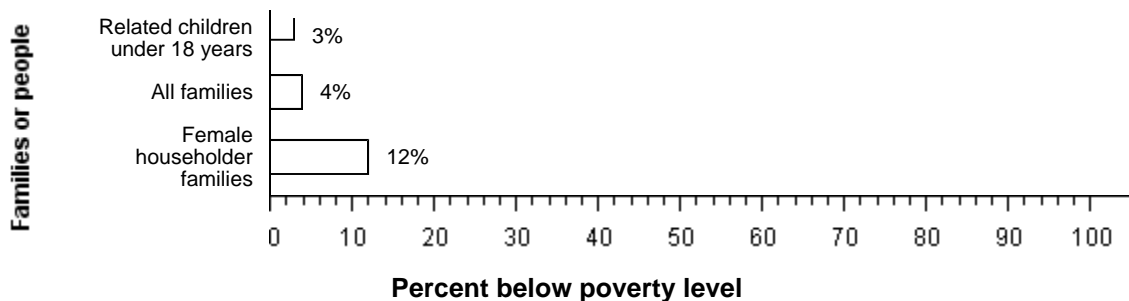
**TRAVEL TO WORK:** Sixty-eight percent of Kihei CDP workers drove to work alone in 2006-2008, 20 percent carpooled, 1 percent took public transportation, and 6 percent used other means. The remaining 5 percent worked at home. Among those who commuted to work, it took them on average 22.4 minutes to get to work.

**INCOME:** The median income of households in Kihei CDP was \$66,244. Eighty-eight percent of the households received earnings and 9 percent received retirement income other than Social Security. Eighteen percent of the households received Social Security. The average income from Social Security was \$14,957. These income sources are not mutually exclusive; that is, some households received income from more than one source.

**POVERTY AND PARTICIPATION IN GOVERNMENT PROGRAMS:** In 2006-2008, 6 percent of people were in poverty. Three percent of related children under 18 were below the poverty level, compared with 8 percent of people 65 years old and over. Four percent of all families and 12 percent of families with a female householder and no husband present had incomes below the poverty level.

**Poverty Rates in Kihei CDP, Hawaii in 2006-2008**

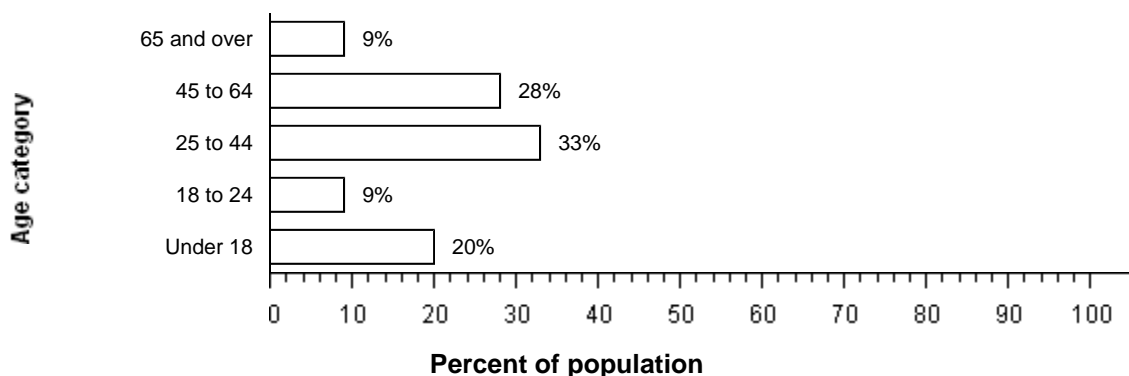




Source: American Community Survey, 2006-2008

POPULATION OF Kihei CDP: In 2006-2008, Kihei CDP had a total population of 20,000 - 9,200 (47 percent) females and 11,000 (53 percent) males. The median age was 36.8 years. Twenty percent of the population was under 18 years and 9 percent was 65 years and older.

The Age Distribution of People in Kihei CDP, Hawaii in 2006-2008

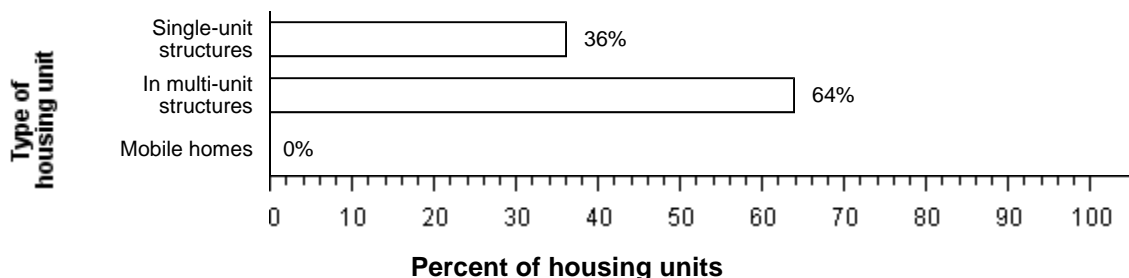


Source: American Community Survey, 2006-2008

For people reporting one race alone, 57 percent was White; 1 percent was Black or African American; 1 percent was American Indian and Alaska Native; 18 percent was Asian; 4 percent was Native Hawaiian and Other Pacific Islander, and 2 percent was Some other race. Seventeen percent reported Two or more races. Sixteen percent of the people in Kihei CDP was Hispanic. Forty-eight percent of the people in Kihei CDP was White non-Hispanic. People of Hispanic origin may be of any race.

HOUSING CHARACTERISTICS: In 2006-2008, Kihei CDP had a total of 12,000 housing units, 34 percent of which were vacant. Of the total housing units, 36 percent was in single-unit structures, 64 percent was in multi-unit structures, and less than 0.5 percent was mobile homes. Thirty-three percent of the housing units were built since 1990.

The Types of Housing Units in Kihei CDP, Hawaii in 2006-2008



Source: American Community Survey, 2006-2008

OCCUPIED HOUSING UNIT CHARACTERISTICS: In 2006-2008, Kihei CDP had 7,700 occupied housing units - 3,500 (45 percent) owner occupied and 4,300 (55 percent) renter occupied. Two

percent of the households did not have telephone service and 3 percent of the households did not have access to a car, truck, or van for private use. Multi Vehicle households were not rare. Thirty-three percent had two vehicles and another 17 percent had three or more.

**HOUSING COSTS:** Data for this section cannot be displayed because the number of sample cases is too small. Displaying the data would risk disclosing information for individuals.

Source: U.S. Census Bureau, 2006-2008 American Community Survey

The U.S. Census Bureau's Population Estimates Program produces the [official population estimates for the nation, states, counties and places](#), and the [official estimates of housing units for states and counties](#). The population and housing characteristics included above are derived from the American Community Survey.

Notes:

- Detail may not add to totals due to rounding.
- Percentages are based on unrounded numbers.