



**Pearl City CDP, Hawaii**

**Population and Housing Narrative Profile: 2006-2008**

Data Set: **2006-2008 American Community Survey 3-Year Estimates**

Survey: **American Community Survey**

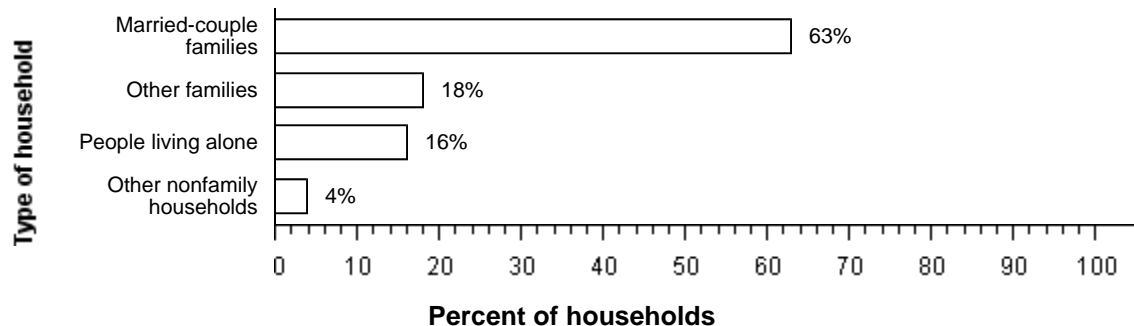
NOTE. Although the American Community Survey (ACS) produces population, demographic and housing unit estimates, it is the Census Bureau's Population Estimates Program that produces and disseminates the official estimates of the population for the nation, states, counties, cities and towns and estimates of housing units for states and counties.

For more information on confidentiality protection, sampling error, nonsampling error, and definitions, see [Survey Methodology](#).

**HOUSEHOLDS AND FAMILIES:** In 2006-2008 there were 9,000 households in Pearl City CDP. The average household size was 3.1 people.

Families made up 81 percent of the households in Pearl City CDP. This figure includes both married-couple families (63 percent) and other families (18 percent). Nonfamily households made up 19 percent of all households in Pearl City CDP. Most of the nonfamily households were people living alone, but some were composed of people living in households in which no one was related to the householder.

**The Types of Households in Pearl City CDP, Hawaii in 2006-2008**




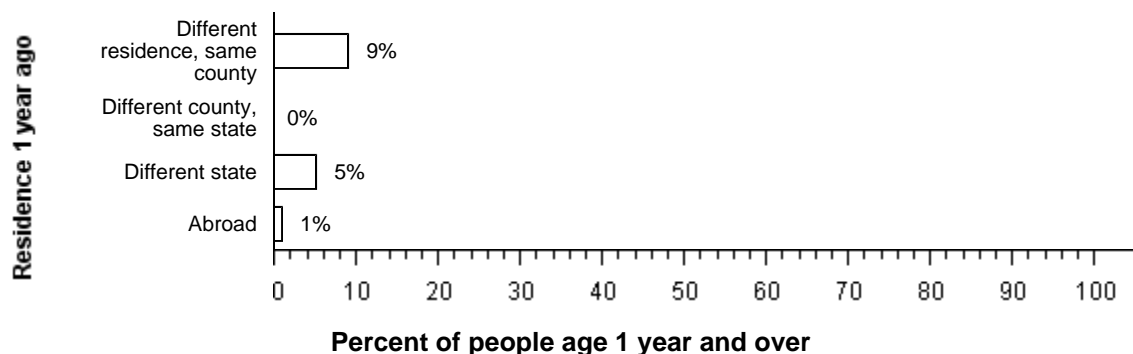
Source: American Community Survey, 2006-2008

**NATIVITY AND LANGUAGE:** Data for this section cannot be displayed because the number of sample cases is too small. Displaying the data would risk disclosing information for individuals.

**GEOGRAPHIC MOBILITY:** In 2006-2008, 85 percent of the people at least one year old living in Pearl City CDP were living in the same residence one year earlier; 9 percent had moved during the past year from another residence in the same county, less than 0.5 percent from another county in the same state, 5 percent from another state, and 1 percent from abroad.

**Geographic Mobility of Residents of Pearl City CDP, Hawaii in 2006-2008**



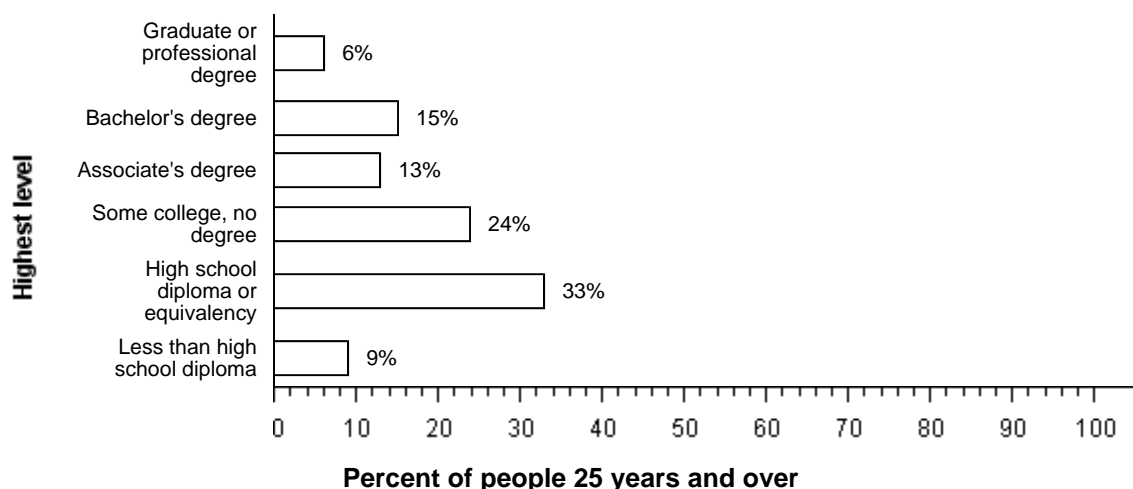


Source: American Community Survey, 2006-2008

**EDUCATION:** In 2006-2008, 91 percent of people 25 years and over had at least graduated from high school and 21 percent had a bachelor's degree or higher. Nine percent were dropouts; they were not enrolled in school and had not graduated from high school.

The total school enrollment in Pearl City CDP was 6,400 in 2006-2008. Nursery school and kindergarten enrollment was 710 and elementary or high school enrollment was 3,900 children. College or graduate school enrollment was 1,800.

**The Educational Attainment of People in Pearl City CDP, Hawaii in 2006-2008**

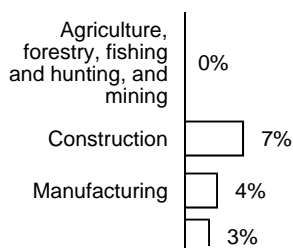


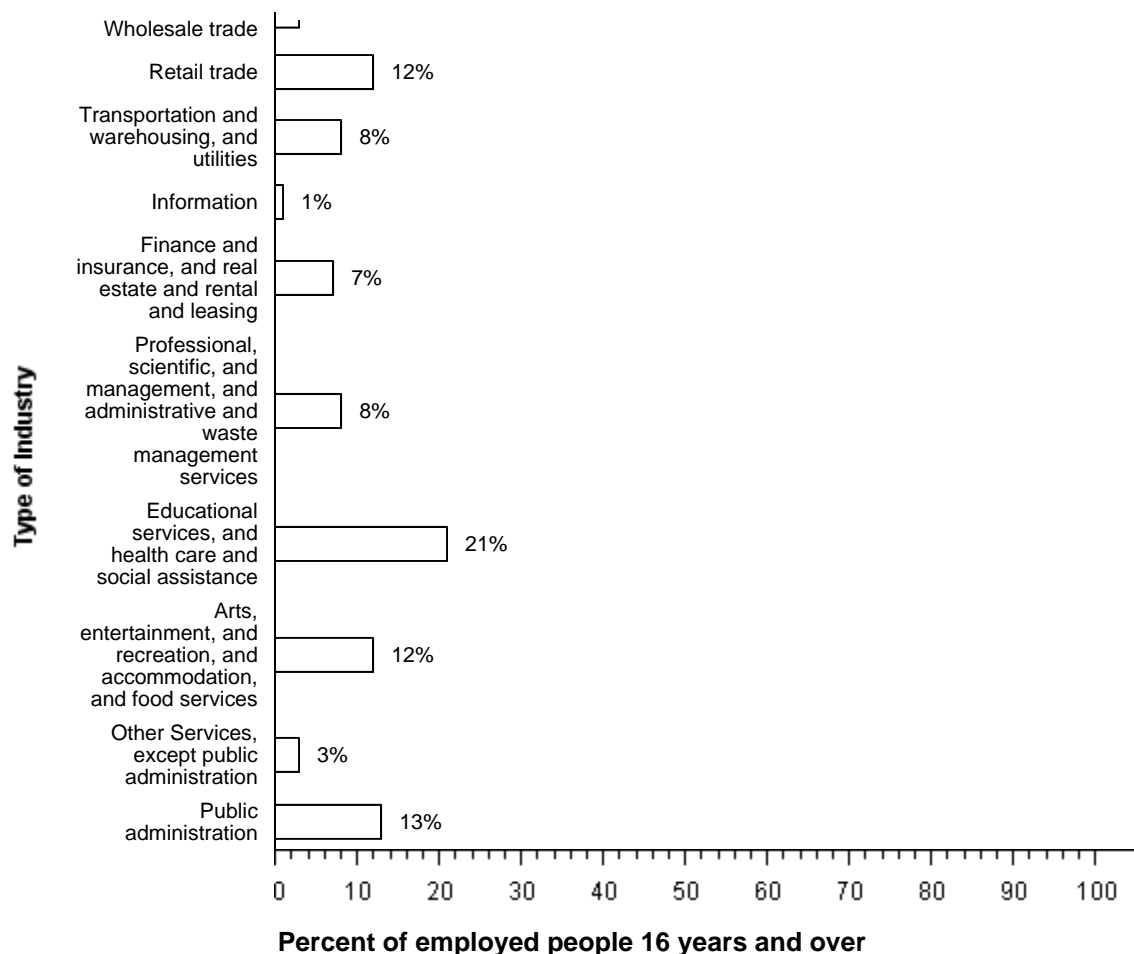
Source: American Community Survey, 2006-2008

**DISABILITY:** Data for this section cannot be displayed because the number of sample cases is too small. Displaying the data would risk disclosing information for individuals.

**INDUSTRIES:** In 2006-2008, for the employed population 16 years and older, the leading industries in Pearl City CDP were Educational services, and health care, and social assistance, 21 percent, and Public administration, 13 percent.

**Employment by Industry in Pearl City CDP, Hawaii in 2006-2008**





Source: American Community Survey, 2006-2008

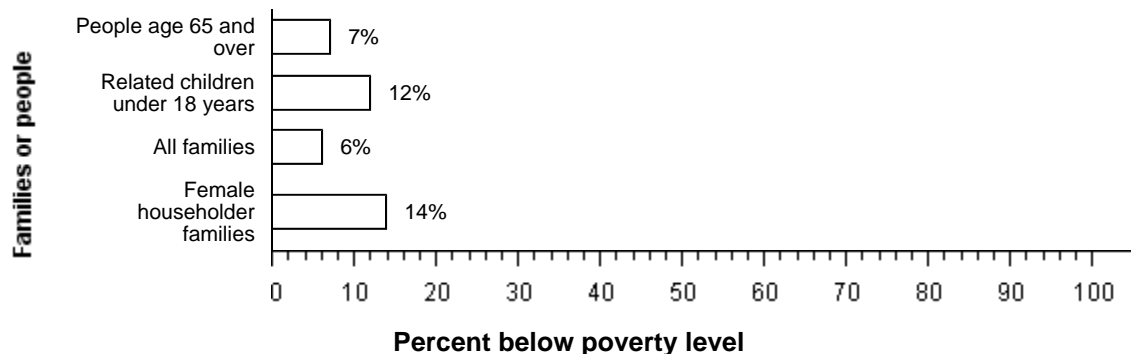
**OCCUPATIONS AND TYPE OF EMPLOYER:** Among the most common occupations were: Management, professional, and related occupations, 31 percent; Sales and office occupations, 30 percent; Service occupations, 17 percent; Construction, extraction, maintenance and repair occupations, 12 percent; and Production, transportation, and material moving occupations, 9 percent. Sixty-four percent of the people employed were Private wage and salary workers; 31 percent was Federal, state, or local government workers; and 5 percent was Self-employed in own not incorporated business workers.

**TRAVEL TO WORK:** Seventy-one percent of Pearl City CDP workers drove to work alone in 2006-2008, 14 percent carpooled, 5 percent took public transportation, and 7 percent used other means. The remaining 3 percent worked at home. Among those who commuted to work, it took them on average 27.8 minutes to get to work.

**INCOME:** The median income of households in Pearl City CDP was \$71,953. Seventy-nine percent of the households received earnings and 39 percent received retirement income other than Social Security. Forty-two percent of the households received Social Security. The average income from Social Security was \$17,002. These income sources are not mutually exclusive; that is, some households received income from more than one source.

**POVERTY AND PARTICIPATION IN GOVERNMENT PROGRAMS:** In 2006-2008, 7 percent of people were in poverty. Twelve percent of related children under 18 were below the poverty level, compared with 7 percent of people 65 years old and over. Six percent of all families and 14 percent of families with a female householder and no husband present had incomes below the poverty level.

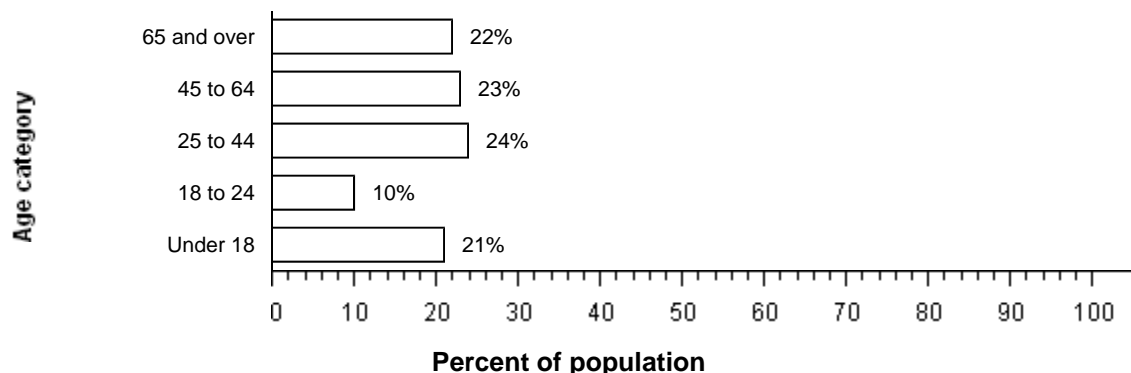
**Poverty Rates in Pearl City CDP, Hawaii in 2006-2008**



Source: American Community Survey, 2006-2008

POPULATION OF Pearl City CDP: In 2006-2008, Pearl City CDP had a total population of 28,000 - 13,000 (48 percent) females and 15,000 (52 percent) males. The median age was 41.6 years. Twenty-one percent of the population was under 18 years and 22 percent was 65 years and older.

**The Age Distribution of People in Pearl City CDP, Hawaii in 2006-2008**

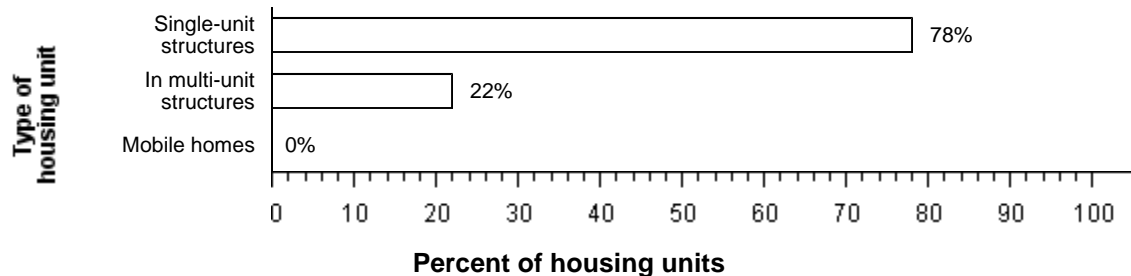


Source: American Community Survey, 2006-2008

For people reporting one race alone, 15 percent was White; 3 percent was Black or African American; less than 0.5 percent was American Indian and Alaska Native; 57 percent was Asian; 3 percent was Native Hawaiian and Other Pacific Islander, and 2 percent was Some other race. Nineteen percent reported Two or more races. Eight percent of the people in Pearl City CDP was Hispanic. Fourteen percent of the people in Pearl City CDP was White non-Hispanic. People of Hispanic origin may be of any race.

HOUSING CHARACTERISTICS: In 2006-2008, Pearl City CDP had a total of 9,500 housing units, 5 percent of which were vacant. Of the total housing units, 78 percent was in single-unit structures, 22 percent was in multi-unit structures, and less than 0.5 percent was mobile homes. Ten percent of the housing units were built since 1990.

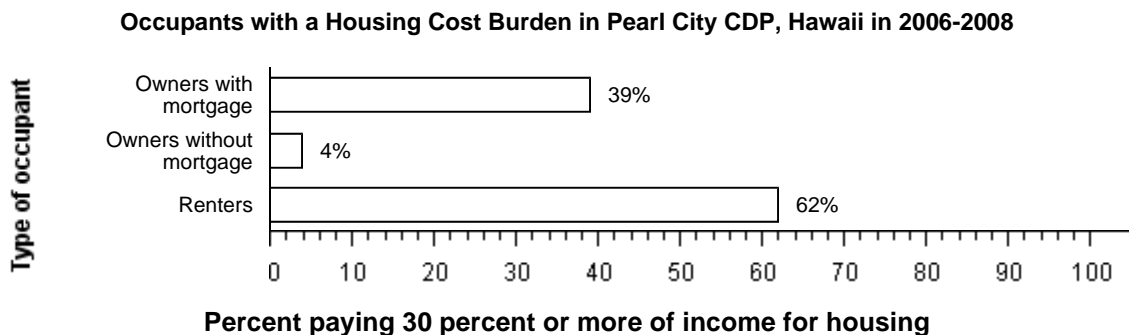
**The Types of Housing Units in Pearl City CDP, Hawaii in 2006-2008**



Source: American Community Survey, 2006-2008

**OCCUPIED HOUSING UNIT CHARACTERISTICS:** In 2006-2008, Pearl City CDP had 9,000 occupied housing units - 5,800 (64 percent) owner occupied and 3,200 (36 percent) renter occupied. Three percent of the households did not have telephone service and 7 percent of the households did not have access to a car, truck, or van for private use. Multi Vehicle households were not rare. Thirty-eight percent had two vehicles and another 27 percent had three or more.

**HOUSING COSTS:** The median monthly housing costs for mortgaged owners was \$2,107, nonmortgaged owners \$374, and renters \$1,418. Thirty-nine percent of owners with mortgages, 4 percent of owners without mortgages, and 62 percent of renters in Pearl City CDP spent 30 percent or more of household income on housing.



Source: American Community Survey, 2006-2008

Source: U.S. Census Bureau, 2006-2008 American Community Survey

The U.S. Census Bureau's Population Estimates Program produces the [official population estimates for the nation, states, counties and places](#), and the [official estimates of housing units for states and counties](#). The population and housing characteristics included above are derived from the American Community Survey.

**Notes:**

- Detail may not add to totals due to rounding.
- Percentages are based on unrounded numbers.