



Waipahu CDP, Hawaii

Population and Housing Narrative Profile: 2006-2008

Data Set: **2006-2008 American Community Survey 3-Year Estimates**

Survey: **American Community Survey**

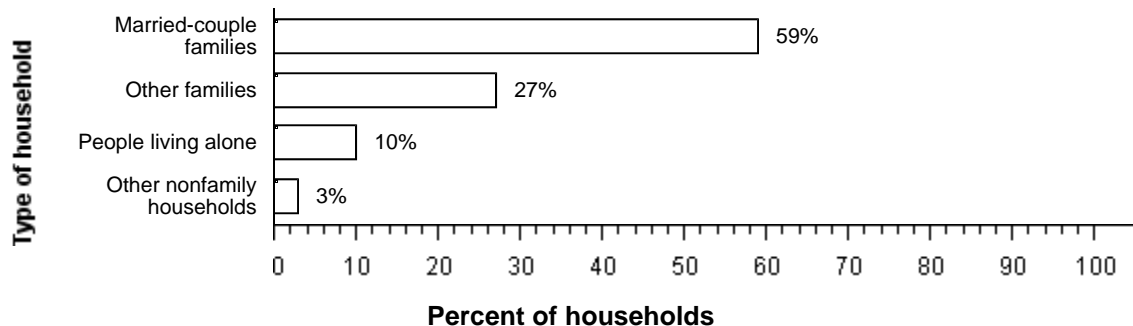
NOTE. Although the American Community Survey (ACS) produces population, demographic and housing unit estimates, it is the Census Bureau's Population Estimates Program that produces and disseminates the official estimates of the population for the nation, states, counties, cities and towns and estimates of housing units for states and counties.

For more information on confidentiality protection, sampling error, nonsampling error, and definitions, see [Survey Methodology](#).

HOUSEHOLDS AND FAMILIES: In 2006-2008 there were 7,700 households in Waipahu CDP. The average household size was 4.4 people.

Families made up 86 percent of the households in Waipahu CDP. This figure includes both married-couple families (59 percent) and other families (27 percent). Nonfamily households made up 14 percent of all households in Waipahu CDP. Most of the nonfamily households were people living alone, but some were composed of people living in households in which no one was related to the householder.

The Types of Households in Waipahu CDP, Hawaii in 2006-2008




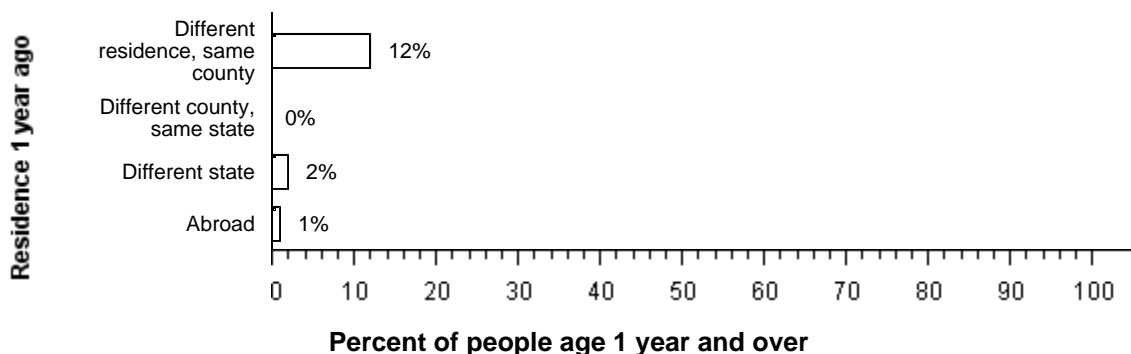
Source: American Community Survey, 2006-2008

NATIVITY AND LANGUAGE: Data for this section cannot be displayed because the number of sample cases is too small. Displaying the data would risk disclosing information for individuals.

GEOGRAPHIC MOBILITY: In 2006-2008, 84 percent of the people at least one year old living in Waipahu CDP were living in the same residence one year earlier; 12 percent had moved during the past year from another residence in the same county, less than 0.5 percent from another county in the same state, 2 percent from another state, and 1 percent from abroad.

Geographic Mobility of Residents of Waipahu CDP, Hawaii in 2006-2008



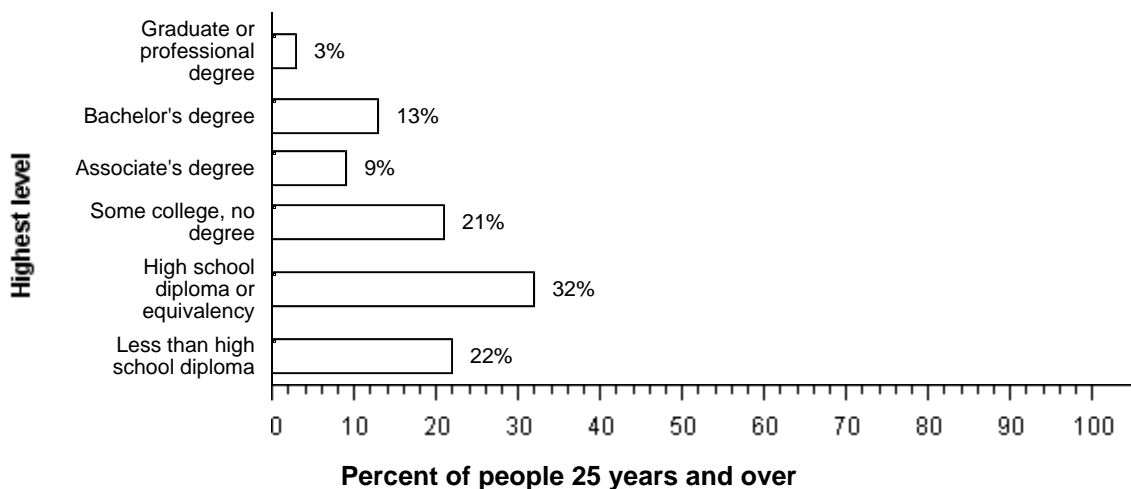


Source: American Community Survey, 2006-2008

EDUCATION: In 2006-2008, 78 percent of people 25 years and over had at least graduated from high school and 15 percent had a bachelor's degree or higher. Twenty-two percent were dropouts; they were not enrolled in school and had not graduated from high school.

The total school enrollment in Waipahu CDP was 9,100 in 2006-2008. Nursery school and kindergarten enrollment was 670 and elementary or high school enrollment was 6,300 children. College or graduate school enrollment was 2,100.

The Educational Attainment of People in Waipahu CDP, Hawaii in 2006-2008




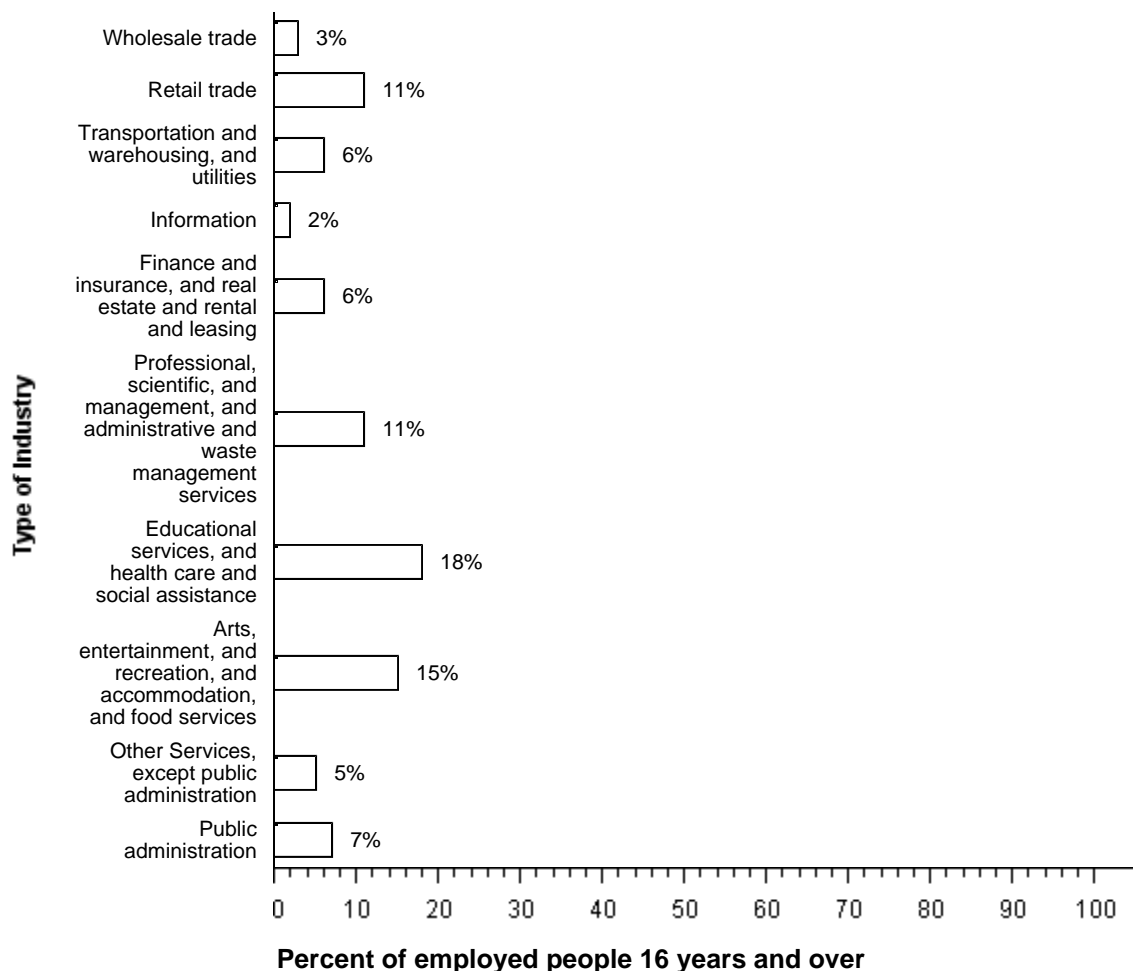
Source: American Community Survey, 2006-2008

DISABILITY: Data for this section cannot be displayed because the number of sample cases is too small. Displaying the data would risk disclosing information for individuals.

INDUSTRIES: In 2006-2008, for the employed population 16 years and older, the leading industries in Waipahu CDP were Educational services, and health care, and social assistance, 18 percent, and Arts, entertainment, and recreation, and accommodation, and food services, 15 percent.

Employment by Industry in Waipahu CDP, Hawaii in 2006-2008





Source: American Community Survey, 2006-2008

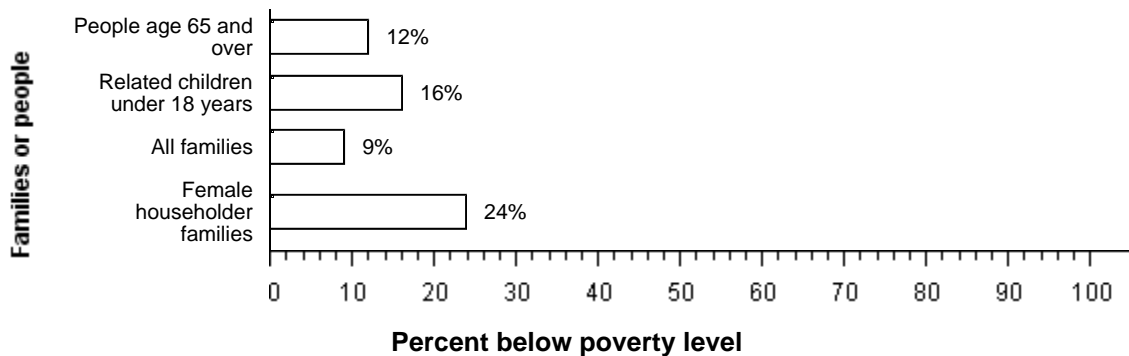
OCCUPATIONS AND TYPE OF EMPLOYER: Among the most common occupations were: Service occupations, 32 percent; Management, professional, and related occupations, 22 percent; Sales and office occupations, 20 percent; Production, transportation, and material moving occupations, 14 percent; and Construction, extraction, maintenance and repair occupations, 12 percent. Seventy-eight percent of the people employed were Private wage and salary workers; 18 percent was Federal, state, or local government workers; and 4 percent was Self-employed in own not incorporated business workers.

TRAVEL TO WORK: Fifty-six percent of Waipahu CDP workers drove to work alone in 2006-2008, 17 percent carpooled, 15 percent took public transportation, and 9 percent used other means. The remaining 3 percent worked at home. Among those who commuted to work, it took them on average 29.9 minutes to get to work.

INCOME: The median income of households in Waipahu CDP was \$64,560. Eighty-six percent of the households received earnings and 24 percent received retirement income other than Social Security. Forty percent of the households received Social Security. The average income from Social Security was \$15,592. These income sources are not mutually exclusive; that is, some households received income from more than one source.

POVERTY AND PARTICIPATION IN GOVERNMENT PROGRAMS: In 2006-2008, 13 percent of people were in poverty. Sixteen percent of related children under 18 were below the poverty level, compared with 12 percent of people 65 years old and over. Nine percent of all families and 24 percent of families with a female householder and no husband present had incomes below the poverty level.

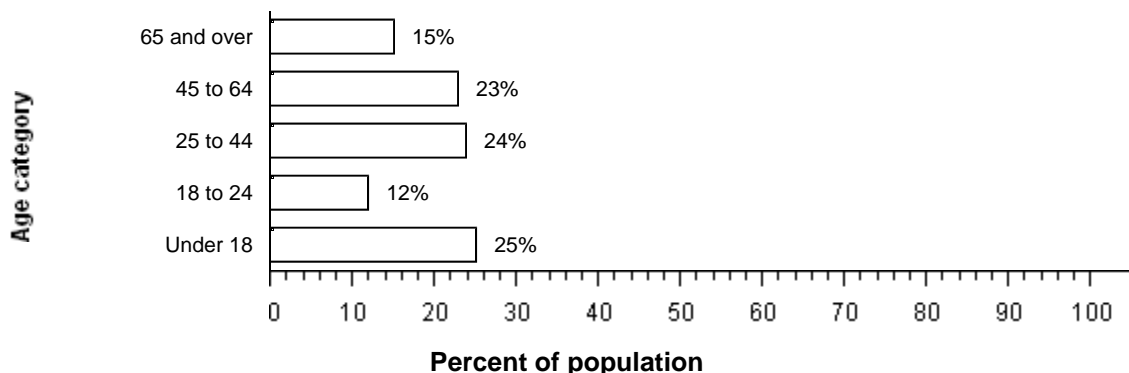
Poverty Rates in Waipahu CDP, Hawaii in 2006-2008



Source: American Community Survey, 2006-2008

POPULATION OF Waipahu CDP: In 2006-2008, Waipahu CDP had a total population of 36,000 - 19,000 (52 percent) females and 17,000 (48 percent) males. The median age was 35.7 years. Twenty-five percent of the population was under 18 years and 15 percent was 65 years and older.

The Age Distribution of People in Waipahu CDP, Hawaii in 2006-2008

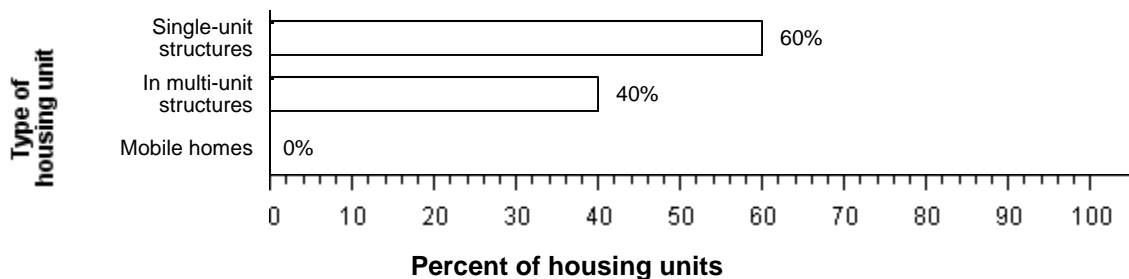


Source: American Community Survey, 2006-2008

For people reporting one race alone, 6 percent was White; 1 percent was Black or African American; less than 0.5 percent was American Indian and Alaska Native; 66 percent was Asian; 14 percent was Native Hawaiian and Other Pacific Islander, and 1 percent was Some other race. Twelve percent reported Two or more races. Seven percent of the people in Waipahu CDP was Hispanic. Six percent of the people in Waipahu CDP was White non-Hispanic. People of Hispanic origin may be of any race.

HOUSING CHARACTERISTICS: In 2006-2008, Waipahu CDP had a total of 7,900 housing units, 2 percent of which were vacant. Of the total housing units, 60 percent was in single-unit structures, 40 percent was in multi-unit structures, and less than 0.5 percent was mobile homes. Sixteen percent of the housing units were built since 1990.

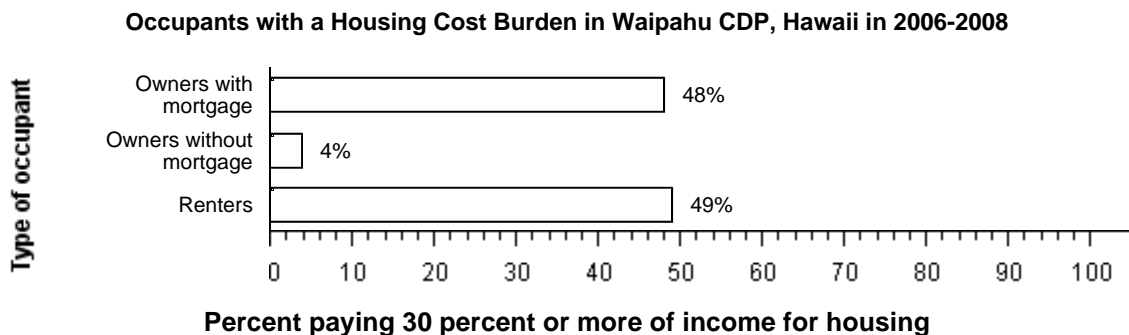
The Types of Housing Units in Waipahu CDP, Hawaii in 2006-2008



Source: American Community Survey, 2006-2008

OCCUPIED HOUSING UNIT CHARACTERISTICS: In 2006-2008, Waipahu CDP had 7,700 occupied housing units - 4,300 (55 percent) owner occupied and 3,500 (45 percent) renter occupied. Four percent of the households did not have telephone service and 11 percent of the households did not have access to a car, truck, or van for private use. Multi Vehicle households were not rare. Twenty-five percent had two vehicles and another 33 percent had three or more.

HOUSING COSTS: The median monthly housing costs for mortgaged owners was \$2,365, nonmortgaged owners \$401, and renters \$1,056. Forty-eight percent of owners with mortgages, 4 percent of owners without mortgages, and 49 percent of renters in Waipahu CDP spent 30 percent or more of household income on housing.



Source: American Community Survey, 2006-2008

Source: U.S. Census Bureau, 2006-2008 American Community Survey

The U.S. Census Bureau's Population Estimates Program produces the [official population estimates for the nation, states, counties and places](#), and the [official estimates of housing units for states and counties](#). The population and housing characteristics included above are derived from the American Community Survey.

Notes:

- Detail may not add to totals due to rounding.
- Percentages are based on unrounded numbers.