



Congressional District 2, Hawaii (111th Congress)

Population and Housing Narrative Profile: 2009

Data Set: 2009 American Community Survey 1-Year Estimates

Survey: American Community Survey

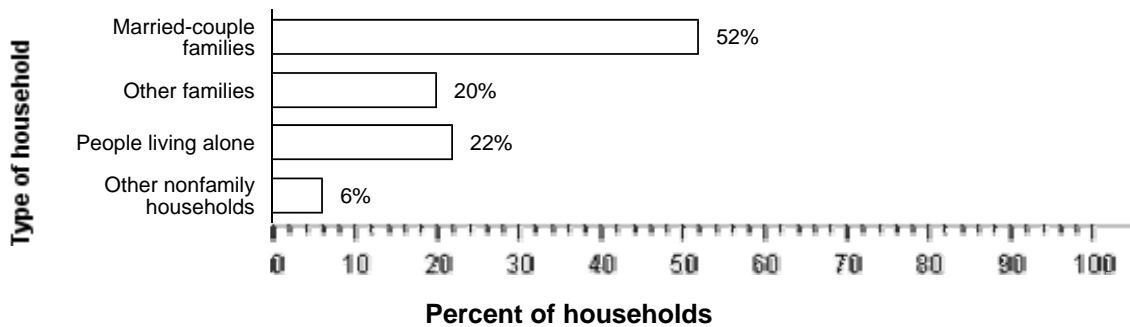
NOTE. Although the American Community Survey (ACS) produces population, demographic and housing unit estimates, it is the Census Bureau's Population Estimates Program that produces and disseminates the official estimates of the population for the nation, states, counties, cities and towns and estimates of housing units for states and counties.

For more information on confidentiality protection, sampling error, nonsampling error, and definitions, see [Survey Methodology](#).

HOUSEHOLDS AND FAMILIES: In 2009 there were 219,000 households in Congressional District 2 (111th Congress). The average household size was 2.9 people.

Families made up 72 percent of the households in Congressional District 2 (111th Congress). This figure includes both married-couple families (52 percent) and other families (20 percent). Nonfamily households made up 28 percent of all households in Congressional District 2 (111th Congress). Most of the nonfamily households were people living alone, but some were composed of people living in households in which no one was related to the householder.

The Types of Households in Congressional District 2 (111th Congress), Hawaii in 2009




Source: American Community Survey, 2009

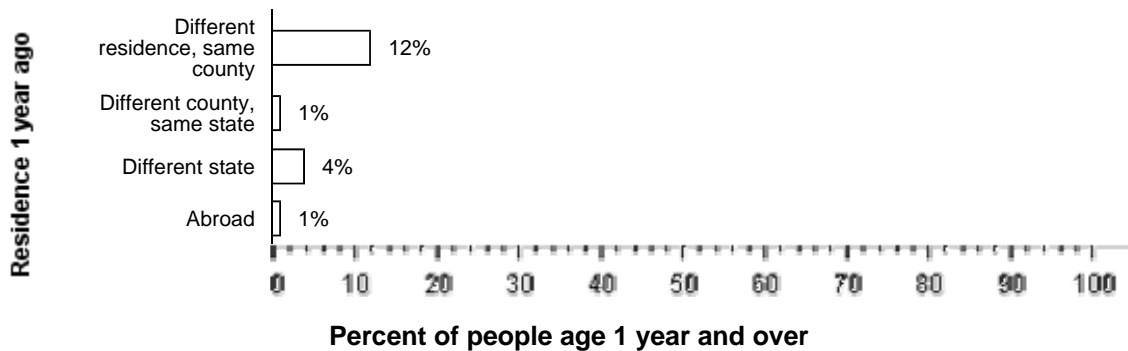
NATIVITY AND LANGUAGE: Twelve percent of the people living in Congressional District 2 (111th Congress) in 2009 were foreign born. Eighty-eight percent was native, including 56 percent who were born in Hawaii.

Among people at least five years old living in Congressional District 2 (111th Congress) in 2009, 18 percent spoke a language other than English at home. Of those speaking a language other than English at home, 12 percent spoke Spanish and 88 percent spoke some other language; 38 percent reported that they did not speak English "very well."

GEOGRAPHIC MOBILITY: In 2009, 83 percent of the people at least one year old living in Congressional District 2 (111th Congress) were living in the same residence one year earlier; 12 percent had moved during the past year from another residence in the same county, 1 percent from another county in the same state, 4 percent from another state, and 1 percent from abroad.

Geographic Mobility of Residents of Congressional District 2 (111th Congress), Hawaii in 2009



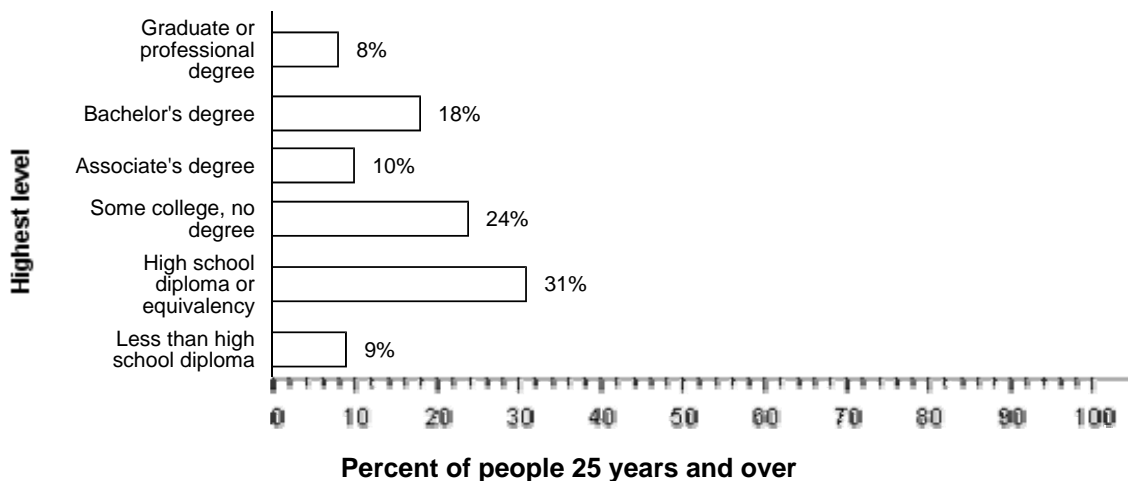


Source: American Community Survey, 2009

EDUCATION: In 2009, 91 percent of people 25 years and over had at least graduated from high school and 26 percent had a bachelor's degree or higher. Nine percent were dropouts; they were not enrolled in school and had not graduated from high school.

The total school enrollment in Congressional District 2 (111th Congress) was 163,000 in 2009. Nursery school and kindergarten enrollment was 20,000 and elementary or high school enrollment was 105,000 children. College or graduate school enrollment was 38,000.

The Educational Attainment of People in Congressional District 2 (111th Congress), Hawaii in 2009

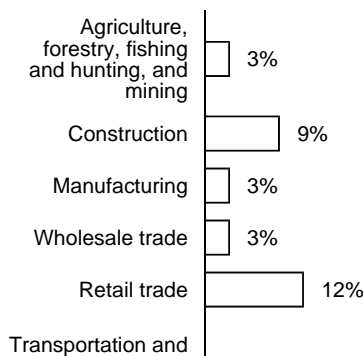


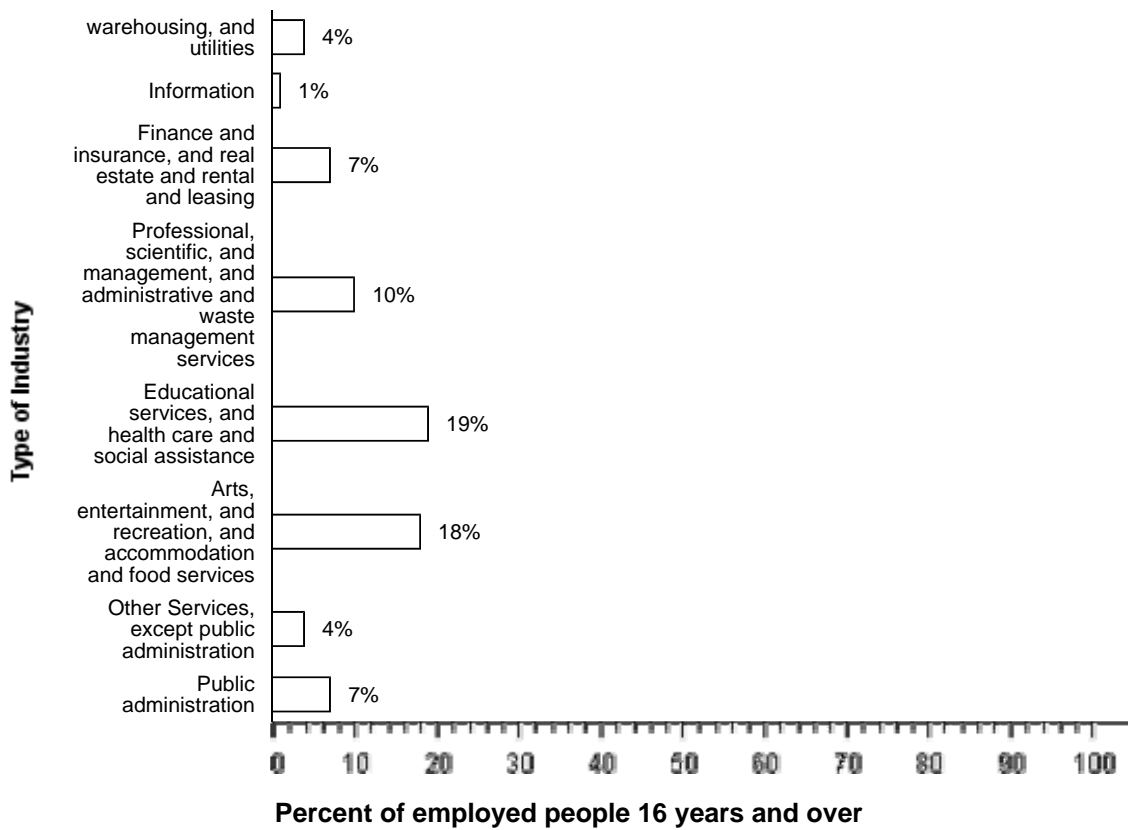
Source: American Community Survey, 2009

DISABILITY: In Congressional District 2 (111th Congress), among people at least five years old in 2009, 11 percent reported a disability. The likelihood of having a disability varied by age - from 3 percent of people 5 to 15 years old, to 8 percent of people 16 to 64 years old, and to 37 percent of those 65 and older.

INDUSTRIES: In 2009, for the employed population 16 years and older, the leading industries in Congressional District 2 (111th Congress) were Educational services, and health care, and social assistance, 19 percent, and Arts, entertainment, and recreation, and accommodation and food services, 18 percent.

Employment by Industry in Congressional District 2 (111th Congress), Hawaii in 2009





Source: American Community Survey, 2009

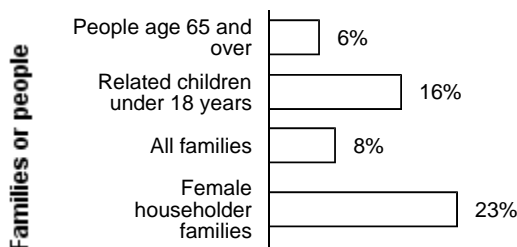
OCCUPATIONS AND TYPE OF EMPLOYER: Among the most common occupations were: Management, professional, and related occupations, 31 percent; Sales and office occupations, 25 percent; Service occupations, 25 percent; Construction, extraction, maintenance, and repair occupations, 10 percent; and Production, transportation, and material moving occupations, 8 percent. Seventy percent of the people employed were Private wage and salary workers; 19 percent was Federal, state, or local government workers; and 10 percent was Self-employed in own not incorporated business workers.

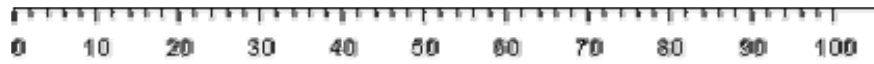
TRAVEL TO WORK: Seventy percent of Congressional District 2 (111th Congress) workers drove to work alone in 2009, 15 percent carpoled, 3 percent took public transportation, and 6 percent used other means. The remaining 6 percent worked at home. Among those who commuted to work, it took them on average 24.8 minutes to get to work.

INCOME: The median income of households in Congressional District 2 (111th Congress) was \$62,712. Eighty-three percent of the households received earnings and 20 percent received retirement income other than Social Security. Thirty percent of the households received Social Security. The average income from Social Security was \$15,862. These income sources are not mutually exclusive; that is, some households received income from more than one source.

POVERTY AND PARTICIPATION IN GOVERNMENT PROGRAMS: In 2009, 11 percent of people were in poverty. Sixteen percent of related children under 18 were below the poverty level, compared with 6 percent of people 65 years old and over. Eight percent of all families and 23 percent of families with a female householder and no husband present had incomes below the poverty level.

Poverty Rates in Congressional District 2 (111th Congress), Hawaii in 2009



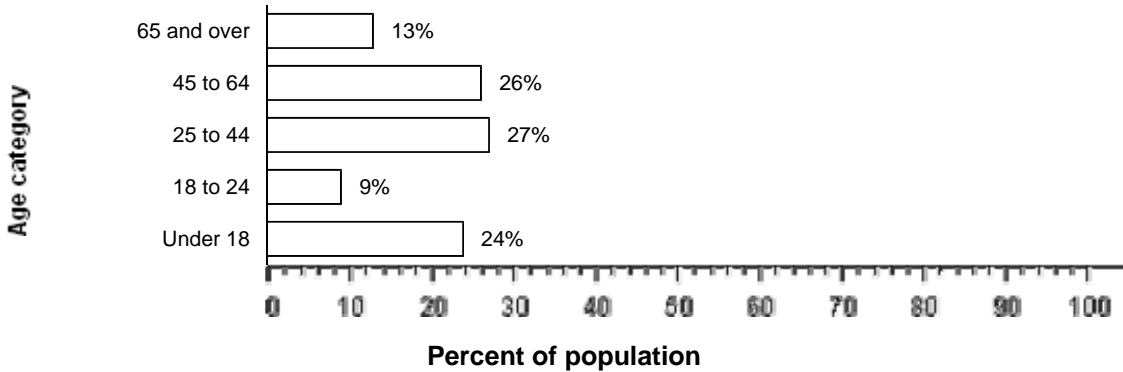


Percent below poverty level

Source: American Community Survey, 2009

POPULATION OF Congressional District 2 (111th Congress): In 2009, Congressional District 2 (111th Congress) had a total population of 654,000 - 324,000 (50 percent) females and 329,000 (50 percent) males. The median age was 36.9 years. Twenty-four percent of the population was under 18 years and 13 percent was 65 years and older.

The Age Distribution of People in Congressional District 2 (111th Congress), Hawaii in 2009

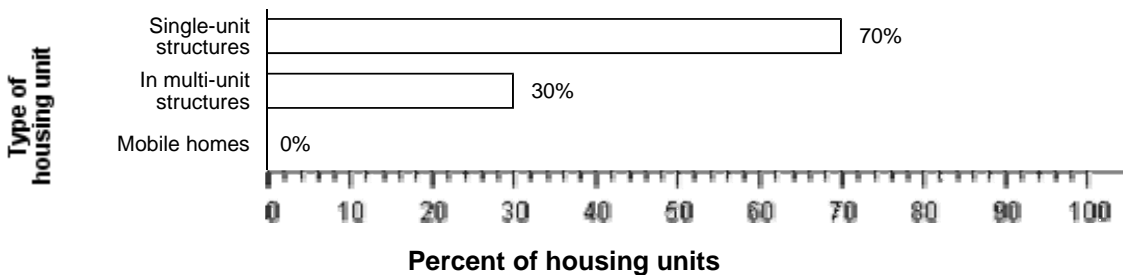


Source: American Community Survey, 2009

For people reporting one race alone, 33 percent was White; 2 percent was Black or African American; less than 0.5 percent was American Indian and Alaska Native; 25 percent was Asian; 11 percent was Native Hawaiian and Other Pacific Islander, and 1 percent was Some other race. Twenty-seven percent reported Two or more races. Eleven percent of the people in Congressional District 2 (111th Congress) was Hispanic. Thirty percent of the people in Congressional District 2 (111th Congress) was White non-Hispanic. People of Hispanic origin may be of any race.

HOUSING CHARACTERISTICS: In 2009, Congressional District 2 (111th Congress) had a total of 267,000 housing units, 18 percent of which were vacant. Of the total housing units, 70 percent was in single-unit structures, 30 percent was in multi-unit structures, and less than 0.5 percent was mobile homes. Thirty percent of the housing units were built since 1990.

The Types of Housing Units in Congressional District 2 (111th Congress), Hawaii in 2009

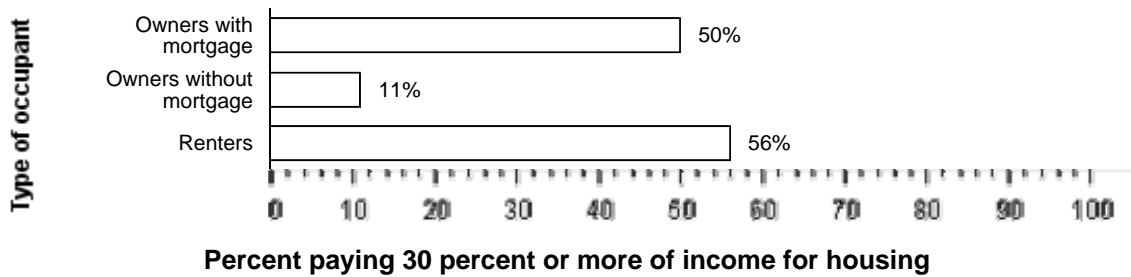


Source: American Community Survey, 2009

OCCUPIED HOUSING UNIT CHARACTERISTICS: In 2009, Congressional District 2 (111th Congress) had 219,000 occupied housing units - 130,000 (60 percent) owner occupied and 89,000 (40 percent) renter occupied. Two percent of the households did not have telephone service and 5 percent of the households did not have access to a car, truck, or van for private use. Multi Vehicle households were not rare. Thirty-nine percent had two vehicles and another 24 percent had three or more.

HOUSING COSTS: The median monthly housing costs for mortgaged owners was \$2,159, nonmortgaged owners \$405, and renters \$1,294. Fifty percent of owners with mortgages, 11 percent of owners without mortgages, and 56 percent of renters in Congressional District 2 (111th Congress) spent 30 percent or more of household income on housing.

Occupants with a Housing Cost Burden in Congressional District 2 (111th Congress), Hawaii in 2009



Source: American Community Survey, 2009

Source: U.S. Census Bureau, 2009 American Community Survey

The U.S. Census Bureau's Population Estimates Program produces the [official population estimates for the nation, states, counties and places](#), and the [official estimates of housing units for states and counties](#). The population and housing characteristics included above are derived from the American Community Survey.

Notes:

- Detail may not add to totals due to rounding.
- Percentages are based on unrounded numbers.