



**Kailua (Honolulu County)--Kaneohe, HI Urbanized Area**  
**Population and Housing Narrative Profile: 2009**  
 Data Set: **2009 American Community Survey 1-Year Estimates**  
 Survey: **American Community Survey**

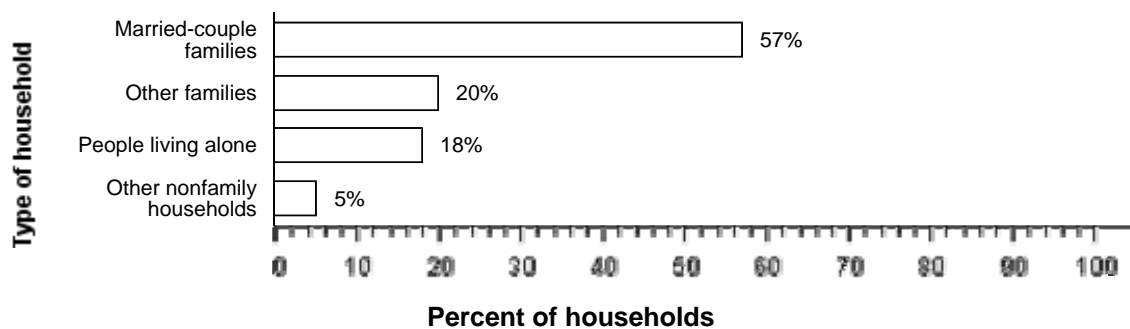
NOTE. Although the American Community Survey (ACS) produces population, demographic and housing unit estimates, it is the Census Bureau's Population Estimates Program that produces and disseminates the official estimates of the population for the nation, states, counties, cities and towns and estimates of housing units for states and counties.

For more information on confidentiality protection, sampling error, nonsampling error, and definitions, see [Survey Methodology](#).

**HOUSEHOLDS AND FAMILIES:** In 2009 there were 34,000 households in Kailua (Honolulu County)--Kaneohe, HI Urbanized Area. The average household size was 3 people.

Families made up 78 percent of the households in Kailua (Honolulu County)--Kaneohe, HI Urbanized Area. This figure includes both married-couple families (57 percent) and other families (20 percent). Nonfamily households made up 22 percent of all households in Kailua (Honolulu County)--Kaneohe, HI Urbanized Area. Most of the nonfamily households were people living alone, but some were composed of people living in households in which no one was related to the householder.

**The Types of Households in Kailua (Honolulu County)--Kaneohe, HI Urbanized Area in 2009**





Source: American Community Survey, 2009

**NATIVITY AND LANGUAGE:** Data for this section cannot be displayed because the number of sample cases is too small. Displaying the data would risk disclosing information for individuals.

**GEOGRAPHIC MOBILITY:** In 2009, 82 percent of the people at least one year old living in Kailua (Honolulu County)--Kaneohe, HI Urbanized Area were living in the same residence one year earlier; 13 percent had moved during the past year from another residence in the same county, 1 percent from another county in the same state, 4 percent from another state, and 1 percent from abroad.

**Geographic Mobility of Residents of Kailua (Honolulu County)--Kaneohe, HI Urbanized Area in 2009**





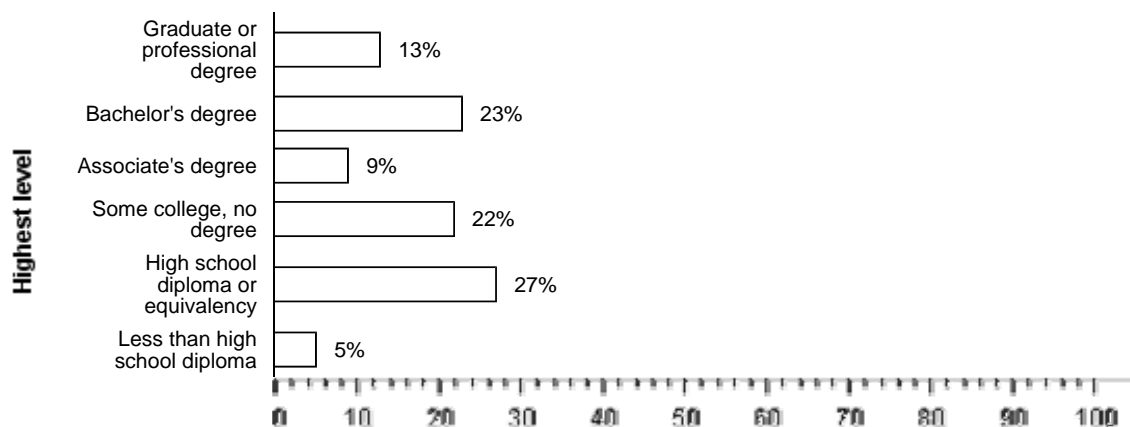
**Percent of people age 1 year and over**

Source: American Community Survey, 2009

**EDUCATION:** In 2009, 95 percent of people 25 years and over had at least graduated from high school and 36 percent had a bachelor's degree or higher. Five percent were dropouts; they were not enrolled in school and had not graduated from high school.

The total school enrollment in Kailua (Honolulu County)--Kaneohe, HI Urbanized Area was 27,000 in 2009. Nursery school and kindergarten enrollment was 4,200 and elementary or high school enrollment was 16,000 children. College or graduate school enrollment was 6,700.

**The Educational Attainment of People in Kailua (Honolulu County)--Kaneohe, HI Urbanized Area in 2009**



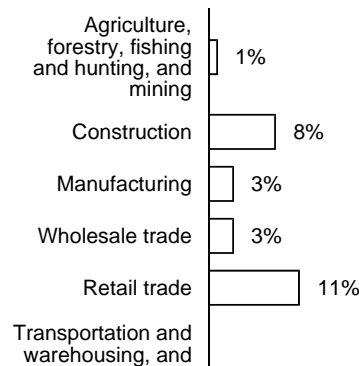
**Percent of people 25 years and over**

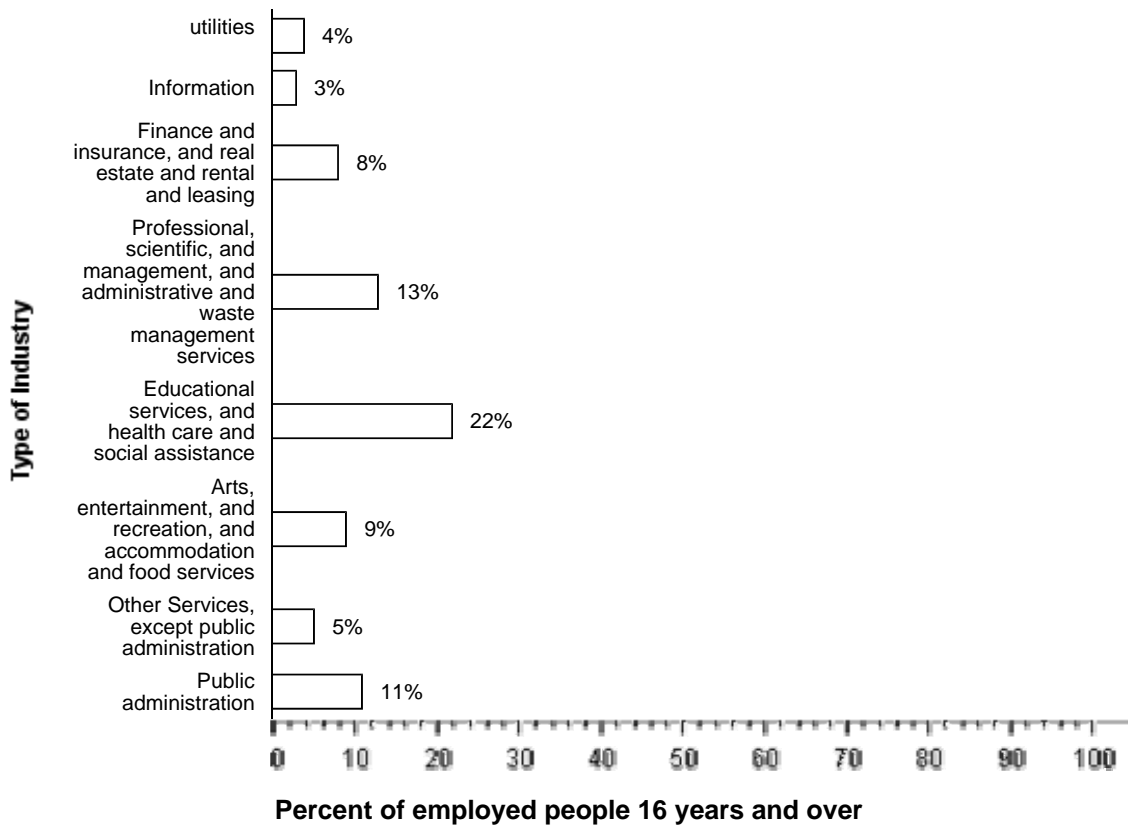
Source: American Community Survey, 2009

**DISABILITY:** In Kailua (Honolulu County)--Kaneohe, HI Urbanized Area, among people at least five years old in 2009, 9 percent reported a disability. The likelihood of having a disability varied by age - from 3 percent of people 5 to 15 years old, to 6 percent of people 16 to 64 years old, and to 33 percent of those 65 and older.

**INDUSTRIES:** In 2009, for the employed population 16 years and older, the leading industries in Kailua (Honolulu County)--Kaneohe, HI Urbanized Area were Educational services, and health care, and social assistance, 22 percent, and Professional, scientific, and management, and administrative and waste management services, 13 percent.

**Employment by Industry in Kailua (Honolulu County)--Kaneohe, HI Urbanized Area in 2009**





Source: American Community Survey, 2009

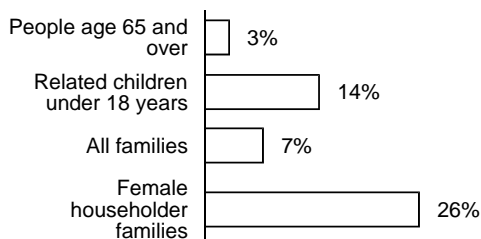
**OCCUPATIONS AND TYPE OF EMPLOYER:** Among the most common occupations were: Management, professional, and related occupations, 39 percent; Sales and office occupations, 25 percent; Service occupations, 21 percent; Construction, extraction, maintenance, and repair occupations, 10 percent; and Production, transportation, and material moving occupations, 5 percent. Sixty-six percent of the people employed were Private wage and salary workers; 24 percent was Federal, state, or local government workers; and 10 percent was Self-employed in own not incorporated business workers.

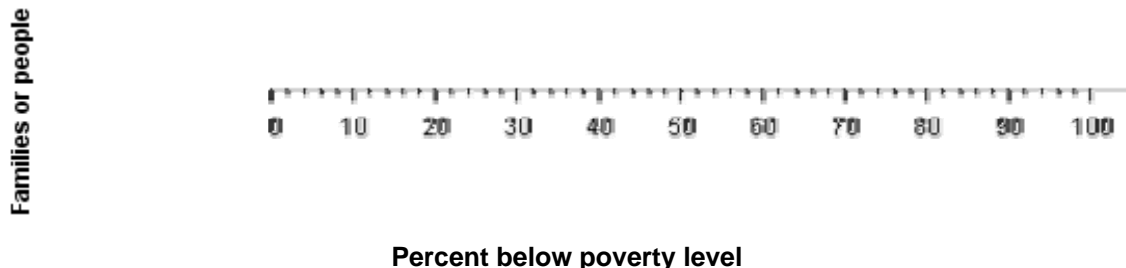
**TRAVEL TO WORK:** Seventy-two percent of Kailua (Honolulu County)--Kaneohe, HI Urbanized Area workers drove to work alone in 2009, 13 percent carpooled, 3 percent took public transportation, and 6 percent used other means. The remaining 5 percent worked at home. Among those who commuted to work, it took them on average 27.5 minutes to get to work.

**INCOME:** The median income of households in Kailua (Honolulu County)--Kaneohe, HI Urbanized Area was \$79,667. Eighty-five percent of the households received earnings and 23 percent received retirement income other than Social Security. Thirty-three percent of the households received Social Security. The average income from Social Security was \$17,434. These income sources are not mutually exclusive; that is, some households received income from more than one source.

**POVERTY AND PARTICIPATION IN GOVERNMENT PROGRAMS:** In 2009, 8 percent of people were in poverty. Fourteen percent of related children under 18 were below the poverty level, compared with 3 percent of people 65 years old and over. Seven percent of all families and 26 percent of families with a female householder and no husband present had incomes below the poverty level.

**Poverty Rates in Kailua (Honolulu County)--Kaneohe, HI Urbanized Area in 2009**

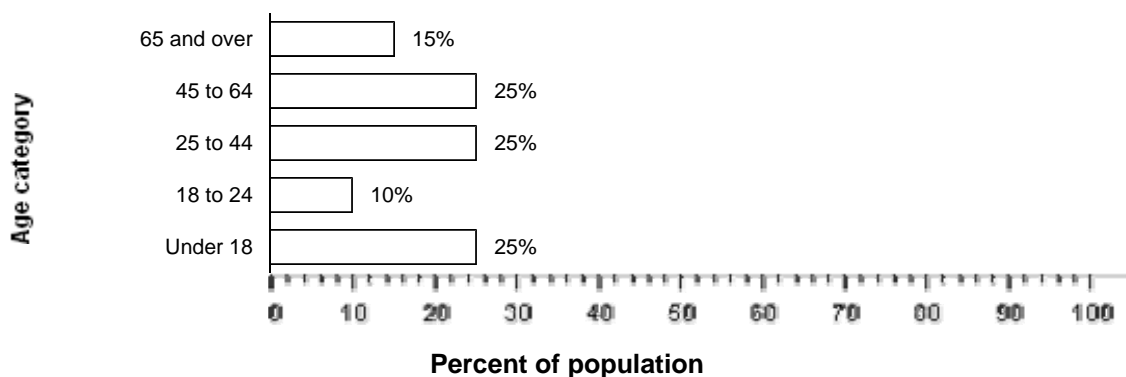




Source: American Community Survey, 2009

POPULATION OF Kailua (Honolulu County)--Kaneohe, HI Urbanized Area: In 2009, Kailua (Honolulu County)--Kaneohe, HI Urbanized Area had a total population of 106,000 - 54,000 (51 percent) females and 52,000 (49 percent) males. The median age was 37.1 years. Twenty-five percent of the population was under 18 years and 15 percent was 65 years and older.

**The Age Distribution of People in Kailua (Honolulu County)--Kaneohe, HI Urbanized Area in 2009**

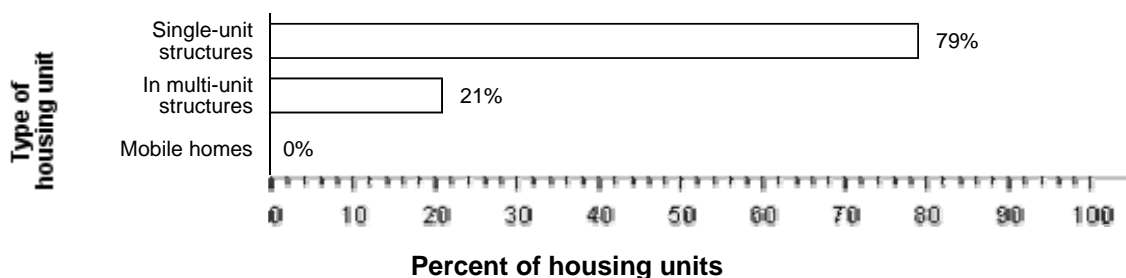


Source: American Community Survey, 2009

For people reporting one race alone, 34 percent was White; 2 percent was Black or African American; less than 0.5 percent was American Indian and Alaska Native; 24 percent was Asian; 7 percent was Native Hawaiian and Other Pacific Islander, and 2 percent was Some other race. Thirty-two percent reported Two or more races. Eight percent of the people in Kailua (Honolulu County)--Kaneohe, HI Urbanized Area was Hispanic. Thirty-three percent of the people in Kailua (Honolulu County)--Kaneohe, HI Urbanized Area was White non-Hispanic. People of Hispanic origin may be of any race.

HOUSING CHARACTERISTICS: In 2009, Kailua (Honolulu County)--Kaneohe, HI Urbanized Area had a total of 35,000 housing units, 4 percent of which were vacant. Of the total housing units, 79 percent was in single-unit structures, 21 percent was in multi-unit structures, and less than 0.5 percent was mobile homes. Thirteen percent of the housing units were built since 1990.

**The Types of Housing Units in Kailua (Honolulu County)--Kaneohe, HI Urbanized Area in 2009**

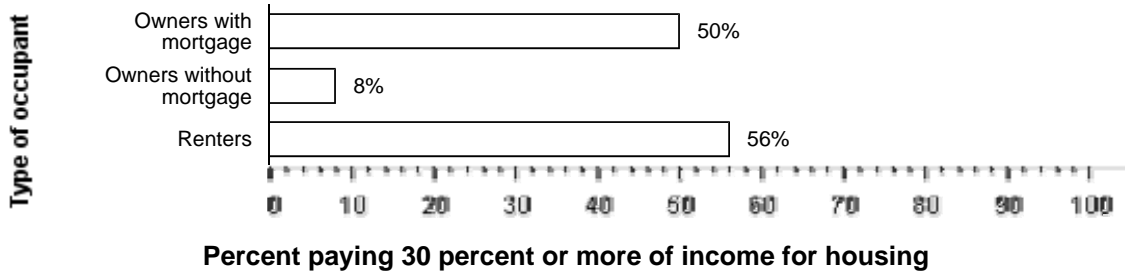


Source: American Community Survey, 2009

OCCUPIED HOUSING UNIT CHARACTERISTICS: In 2009, Kailua (Honolulu County)--Kaneohe, HI Urbanized Area had 34,000 occupied housing units - 23,000 (67 percent) owner occupied and 11,000 (33 percent) renter occupied. One percent of the households did not have telephone service and 4 percent of the households did not have access to a car, truck, or van for private use. Multi Vehicle households were not rare. Forty-two percent had two vehicles and another 26 percent had three or more.

**HOUSING COSTS:** The median monthly housing costs for mortgaged owners was \$2,740, nonmortgaged owners \$510, and renters \$1,733. Fifty percent of owners with mortgages, 8 percent of owners without mortgages, and 56 percent of renters in Kailua (Honolulu County)--Kaneohe, HI Urbanized Area spent 30 percent or more of household income on housing.

**Occupants with a Housing Cost Burden in Kailua (Honolulu County)--Kaneohe, HI Urbanized Area in 2009**



Source: American Community Survey, 2009

Source: U.S. Census Bureau, 2009 American Community Survey

The U.S. Census Bureau's Population Estimates Program produces the [official population estimates for the nation, states, counties and places](#), and the [official estimates of housing units for states and counties](#). The population and housing characteristics included above are derived from the American Community Survey.

- Notes:
- Detail may not add to totals due to rounding.
  - Percentages are based on unrounded numbers.