



Barbers Point Housing CDP, Hawaii

Population and Housing Narrative Profile: 2005-2009

Data Set: 2005-2009 American Community Survey 5-Year Estimates

Survey: American Community Survey

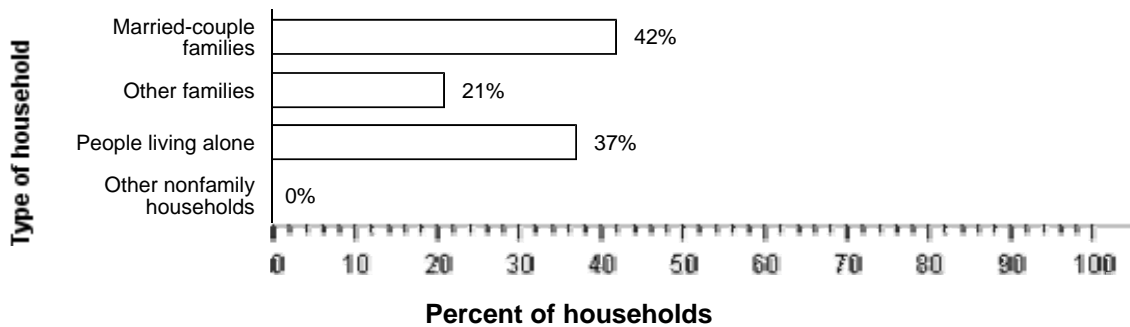
NOTE. Although the American Community Survey (ACS) produces population, demographic and housing unit estimates, it is the Census Bureau's Population Estimates Program that produces and disseminates the official estimates of the population for the nation, states, counties, cities and towns and estimates of housing units for states and counties.

For more information on confidentiality protection, sampling error, nonsampling error, and definitions, see [Survey Methodology](#).

HOUSEHOLDS AND FAMILIES: In 2005-2009 there were 19 households in Barbers Point Housing CDP. The average household size was 3.3 people.

Families made up 63 percent of the households in Barbers Point Housing CDP. This figure includes both married-couple families (42 percent) and other families (21 percent). Nonfamily households made up 37 percent of all households in Barbers Point Housing CDP. Most of the nonfamily households were people living alone, but some were composed of people living in households in which no one was related to the householder.

The Types of Households in Barbers Point Housing CDP, Hawaii in 2005-2009





Source: American Community Survey, 2005-2009

NATIVITY AND LANGUAGE: Data for this section cannot be displayed because the number of sample cases is too small. Displaying the data would risk disclosing information for individuals.

GEOGRAPHIC MOBILITY: In 2005-2009, 39 percent of the people at least one year old living in Barbers Point Housing CDP were living in the same residence one year earlier; 58 percent had moved during the past year from another residence in the same county, less than 0.5 percent from another county in the same state, less than 0.5 percent from another state, and 3 percent from abroad.

Geographic Mobility of Residents of Barbers Point Housing CDP, Hawaii in 2005-2009





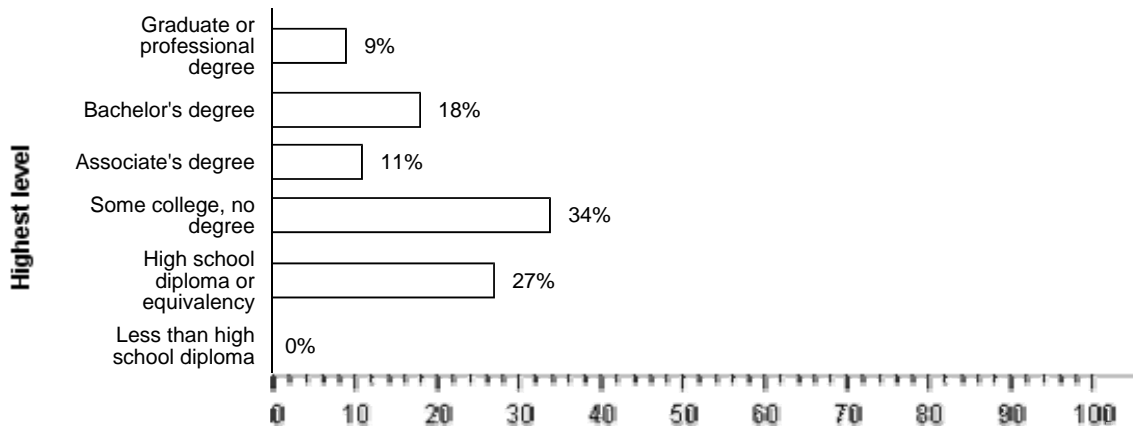
Percent of people age 1 year and over

Source: American Community Survey, 2005-2009

EDUCATION: In 2005-2009, 100 percent of people 25 years and over had at least graduated from high school and 27 percent had a bachelor's degree or higher. Less than 0.5 percent were dropouts; they were not enrolled in school and had not graduated from high school.

The total school enrollment in Barbers Point Housing CDP was 10 in 2005-2009. Nursery school and kindergarten enrollment was less than 0.5 and elementary or high school enrollment was 5 children. College or graduate school enrollment was 5.

The Educational Attainment of People in Barbers Point Housing CDP, Hawaii in 2005-2009




Percent of people 25 years and over

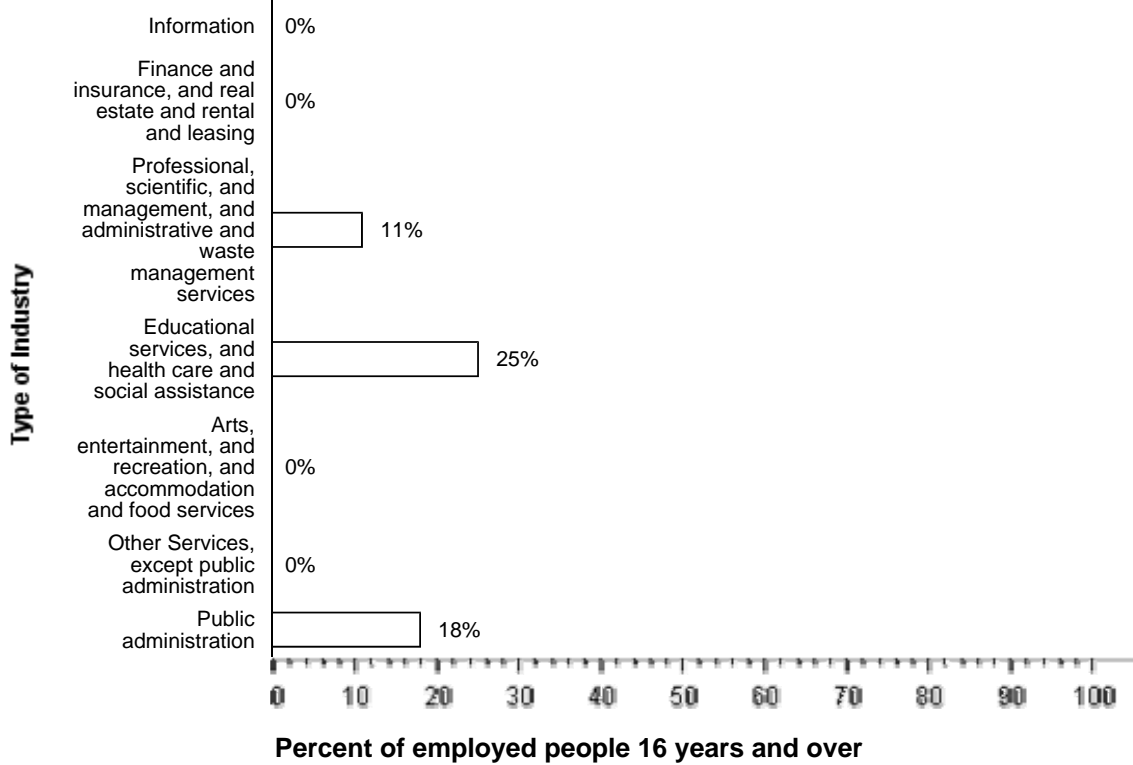
Source: American Community Survey, 2005-2009

DISABILITY: In Barbers Point Housing CDP, among people at least five years old in 2005-2009, percent reported a disability. The likelihood of having a disability varied by age - from percent of people 5 to 15 years old, to percent of people 16 to 64 years old, and to percent of those 65 and older.

INDUSTRIES: In 2005-2009, for the employed population 16 years and older, the leading industries in Barbers Point Housing CDP were Retail trade, 25 percent, and Educational services, and health care, and social assistance, 25 percent.

Employment by Industry in Barbers Point Housing CDP, Hawaii in 2005-2009





Source: American Community Survey, 2005-2009


OCCUPATIONS AND TYPE OF EMPLOYER: Among the most common occupations were: Sales and office occupations, 46 percent; Management, professional, and related occupations, 43 percent; Construction, extraction, maintenance, and repair occupations, 11 percent; Service occupations, less than 0.5 percent; and Farming, fishing, and forestry occupations, less than 0.5 percent. Thirty-six percent of the people employed were Private wage and salary workers; 39 percent was Federal, state, or local government workers; and 25 percent was Self-employed in own not incorporated business workers.

TRAVEL TO WORK: Sixty-one percent of Barbers Point Housing CDP workers drove to work alone in 2005-2009, 21 percent carpooled, less than 0.5 percent took public transportation, and less than 0.5 percent used other means. The remaining 18 percent worked at home. Among those who commuted to work, it took them on average 28.2 minutes to get to work.

INCOME: The median income of households in Barbers Point Housing CDP was \$97,083. Sixty-three percent of the households received earnings and 26 percent received retirement income other than Social Security. Twenty-six percent of the households received Social Security. The average income from Social Security was \$12,700. These income sources are not mutually exclusive; that is, some households received income from more than one source.

POVERTY AND PARTICIPATION IN GOVERNMENT PROGRAMS: In 2005-2009, 15 percent of people were in poverty. Less than 0.5 percent of related children under 18 were below the poverty level, compared with less than 0.5 percent of people 65 years old and over. Less than 0.5 percent of all families and less than 0.5 percent of families with a female householder and no husband present had incomes below the poverty level.

Poverty Rates in Barbers Point Housing CDP, Hawaii in 2005-2009

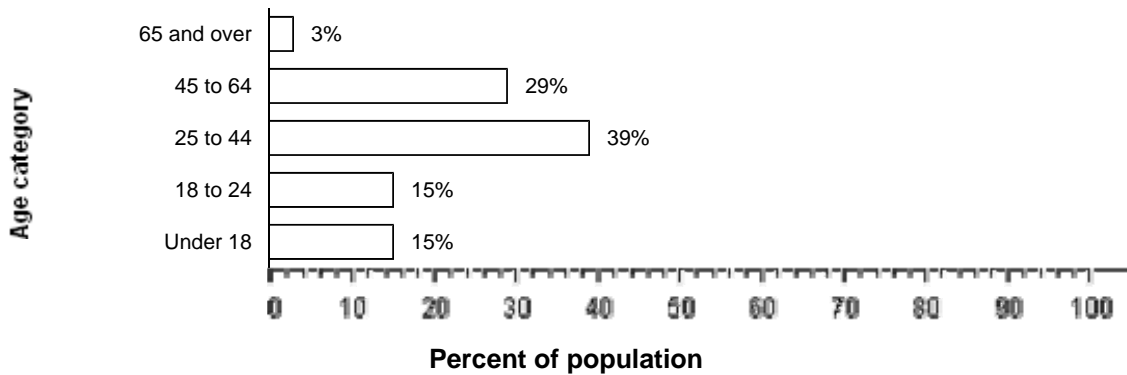


Percent below poverty level

Source: American Community Survey, 2005-2009

POPULATION OF Barbers Point Housing CDP: In 2005-2009, Barbers Point Housing CDP had a total population of 62 - 33 (53 percent) females and 29 (47 percent) males. The median age was 26.8 years. Fifteen percent of the population was under 18 years and 3 percent was 65 years and older.

The Age Distribution of People in Barbers Point Housing CDP, Hawaii in 2005-2009

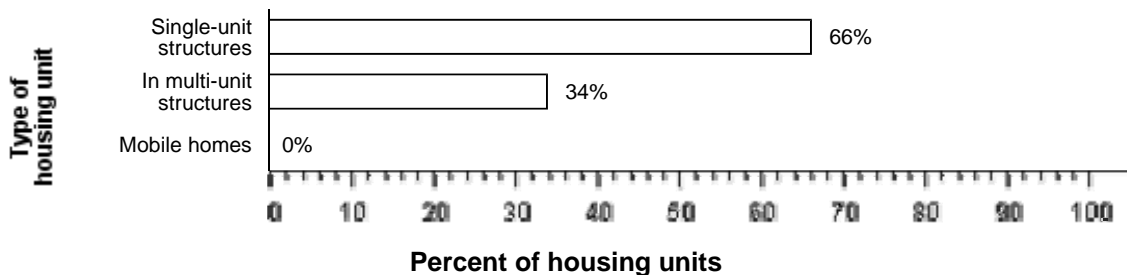


Source: American Community Survey, 2005-2009

For people reporting one race alone, 68 percent was White; less than 0.5 percent was Black or African American; less than 0.5 percent was American Indian and Alaska Native; 5 percent was Asian; less than 0.5 percent was Native Hawaiian and Other Pacific Islander, and less than 0.5 percent was Some other race. Twenty-seven percent reported Two or more races. Less than 0.5 percent of the people in Barbers Point Housing CDP was Hispanic. Sixty-eight percent of the people in Barbers Point Housing CDP was White non-Hispanic. People of Hispanic origin may be of any race.

HOUSING CHARACTERISTICS: In 2005-2009, Barbers Point Housing CDP had a total of 32 housing units, 41 percent of which were vacant. Of the total housing units, 66 percent was in single-unit structures, 34 percent was in multi-unit structures, and less than 0.5 percent was mobile homes. Less than 0.5 percent of the housing units were built since 1990.

The Types of Housing Units in Barbers Point Housing CDP, Hawaii in 2005-2009



Source: American Community Survey, 2005-2009

OCCUPIED HOUSING UNIT CHARACTERISTICS: In 2005-2009, Barbers Point Housing CDP had 19 occupied housing units - less than 0.5 (less than 0.5 percent) owner occupied and 19 (100 percent) renter occupied. Less than 0.5 percent of the households did not have telephone service and 37 percent of the households did not have access to a car, truck, or van for private use. Multi Vehicle households were not rare. Less than 0.5 percent had two vehicles and another 63 percent had three or more.

HOUSING COSTS: Data for this section cannot be displayed because the number of sample cases is too small. Displaying the data would risk disclosing information for individuals.

Source: U.S. Census Bureau, 2005-2009 American Community Survey

The U.S. Census Bureau's Population Estimates Program produces the [official population estimates for the nation](#),

[states, counties and places, and the official estimates of housing units for states and counties](#). The population and housing characteristics included above are derived from the American Community Survey.

Notes:

- Detail may not add to totals due to rounding.
- Percentages are based on unrounded numbers.