



Mokuleia CDP, Hawaii

Population and Housing Narrative Profile: 2005-2009

Data Set: 2005-2009 American Community Survey 5-Year Estimates

Survey: American Community Survey

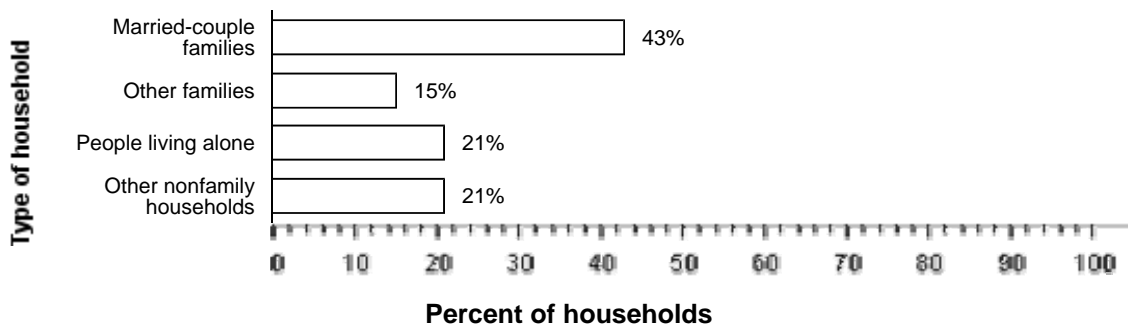
NOTE. Although the American Community Survey (ACS) produces population, demographic and housing unit estimates, it is the Census Bureau's Population Estimates Program that produces and disseminates the official estimates of the population for the nation, states, counties, cities and towns and estimates of housing units for states and counties.

For more information on confidentiality protection, sampling error, nonsampling error, and definitions, see [Survey Methodology](#).

HOUSEHOLDS AND FAMILIES: In 2005-2009 there were 830 households in Mokuleia CDP. The average household size was 2.5 people.

Families made up 58 percent of the households in Mokuleia CDP. This figure includes both married-couple families (43 percent) and other families (15 percent). Nonfamily households made up 42 percent of all households in Mokuleia CDP.

The Types of Households in Mokuleia CDP, Hawaii in 2005-2009




Source: American Community Survey, 2005-2009

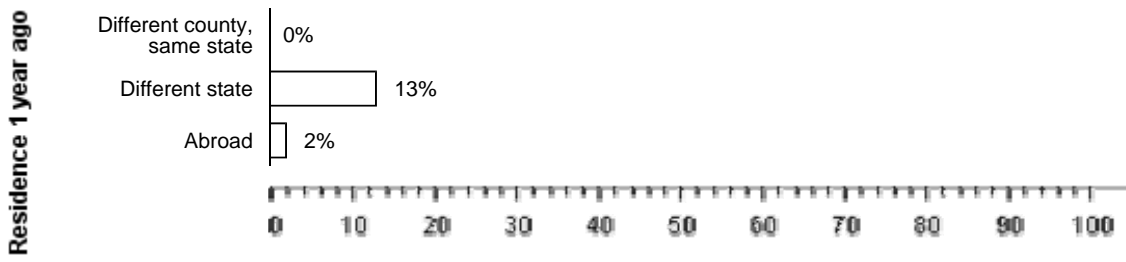
NATIVITY AND LANGUAGE: Eight percent of the people living in Mokuleia CDP in 2005-2009 were foreign born. Ninety-two percent was native, including 37 percent who were born in Hawaii.

Among people at least five years old living in Mokuleia CDP in 2005-2009, 16 percent spoke a language other than English at home. Of those speaking a language other than English at home, 32 percent spoke Spanish and 68 percent spoke some other language; 33 percent reported that they did not speak English "very well."

GEOGRAPHIC MOBILITY: In 2005-2009, 73 percent of the people at least one year old living in Mokuleia CDP were living in the same residence one year earlier; 12 percent had moved during the past year from another residence in the same county, less than 0.5 percent from another county in the same state, 13 percent from another state, and 2 percent from abroad.

Geographic Mobility of Residents of Mokuleia CDP, Hawaii in 2005-2009





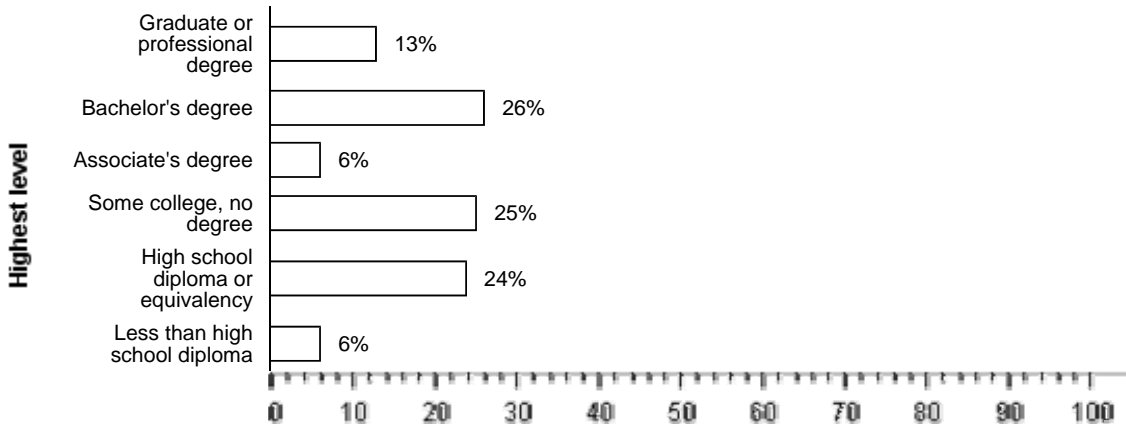
Percent of people age 1 year and over

Source: American Community Survey, 2005-2009

EDUCATION: In 2005-2009, 94 percent of people 25 years and over had at least graduated from high school and 39 percent had a bachelor's degree or higher. Six percent were dropouts; they were not enrolled in school and had not graduated from high school.

The total school enrollment in Mokuleia CDP was 440 in 2005-2009. Nursery school and kindergarten enrollment was 53 and elementary or high school enrollment was 250 children. College or graduate school enrollment was 140.

The Educational Attainment of People in Mokuleia CDP, Hawaii in 2005-2009



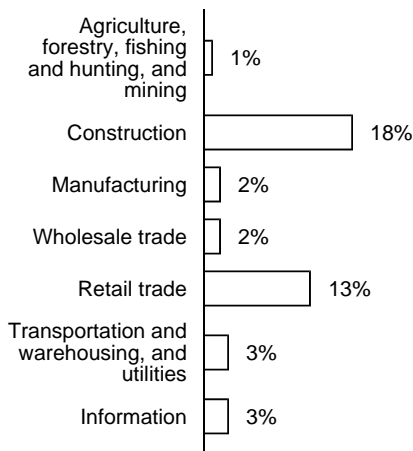
Percent of people 25 years and over

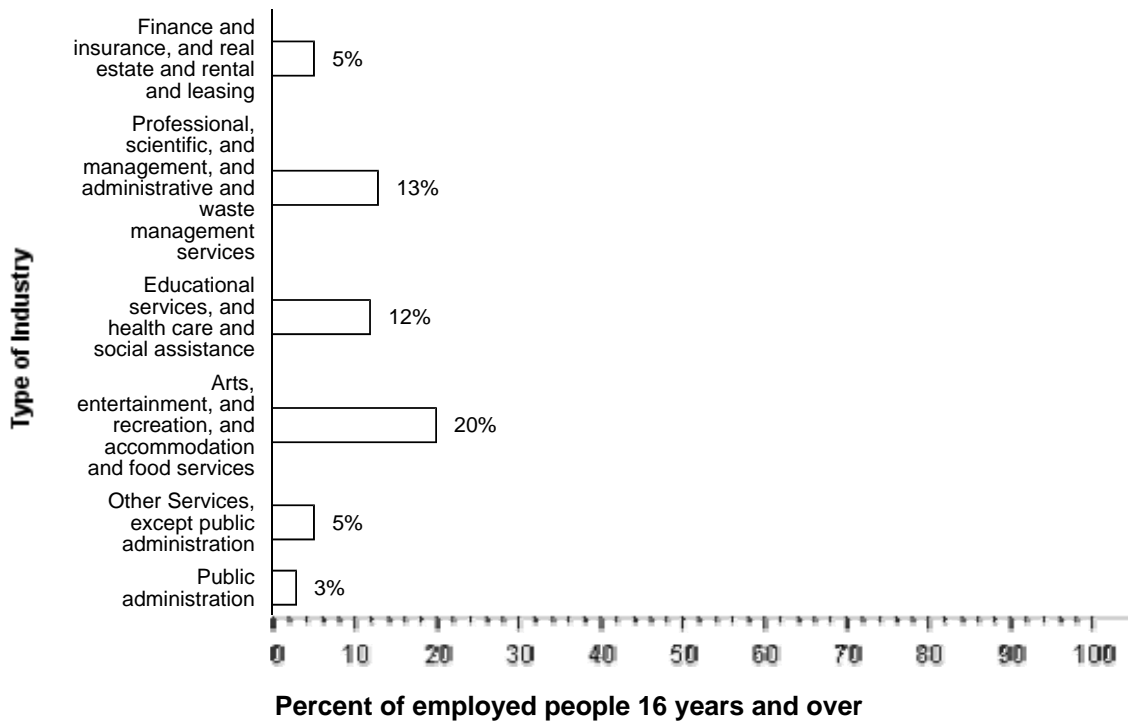
Source: American Community Survey, 2005-2009

DISABILITY: In Mokuleia CDP, among people at least five years old in 2005-2009, percent reported a disability. The likelihood of having a disability varied by age - from percent of people 5 to 15 years old, to percent of people 16 to 64 years old, and to percent of those 65 and older.

INDUSTRIES: In 2005-2009, for the employed population 16 years and older, the leading industries in Mokuleia CDP were Arts, entertainment, and recreation, and accommodation and food services, 20 percent, and Construction, 18 percent.

Employment by Industry in Mokuleia CDP, Hawaii in 2005-2009





Source: American Community Survey, 2005-2009

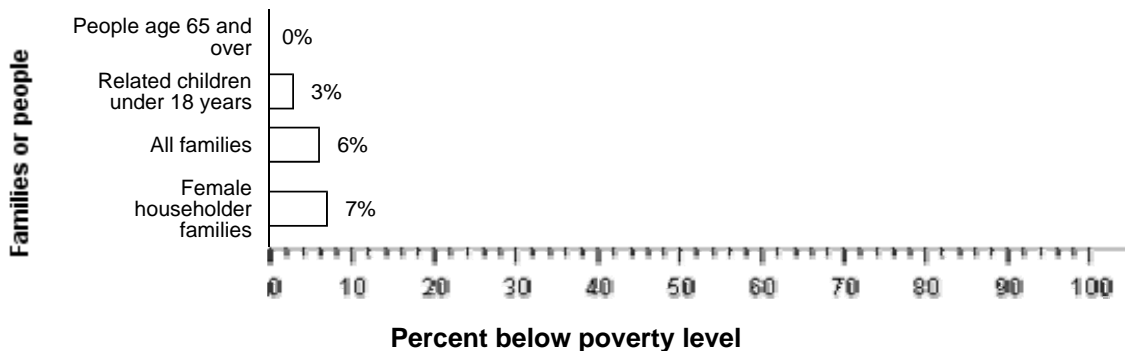
OCCUPATIONS AND TYPE OF EMPLOYER: Among the most common occupations were: Management, professional, and related occupations, 28 percent; Sales and office occupations, 24 percent; Construction, extraction, maintenance, and repair occupations, 21 percent; Service occupations, 21 percent; and Production, transportation, and material moving occupations, 4 percent. Seventy-seven percent of the people employed were Private wage and salary workers; 13 percent was Federal, state, or local government workers; and 10 percent was Self-employed in own not incorporated business workers.

TRAVEL TO WORK: Sixty-nine percent of Mokuleia CDP workers drove to work alone in 2005-2009, 11 percent carpoolled, 2 percent took public transportation, and 9 percent used other means. The remaining 8 percent worked at home. Among those who commuted to work, it took them on average 31.6 minutes to get to work.

INCOME: The median income of households in Mokuleia CDP was \$61,833. Ninety-three percent of the households received earnings and 11 percent received retirement income other than Social Security. Fifteen percent of the households received Social Security. The average income from Social Security was \$16,789. These income sources are not mutually exclusive; that is, some households received income from more than one source.

POVERTY AND PARTICIPATION IN GOVERNMENT PROGRAMS: In 2005-2009, 9 percent of people were in poverty. Three percent of related children under 18 were below the poverty level, compared with less than 0.5 percent of people 65 years old and over. Six percent of all families and 7 percent of families with a female householder and no husband present had incomes below the poverty level.

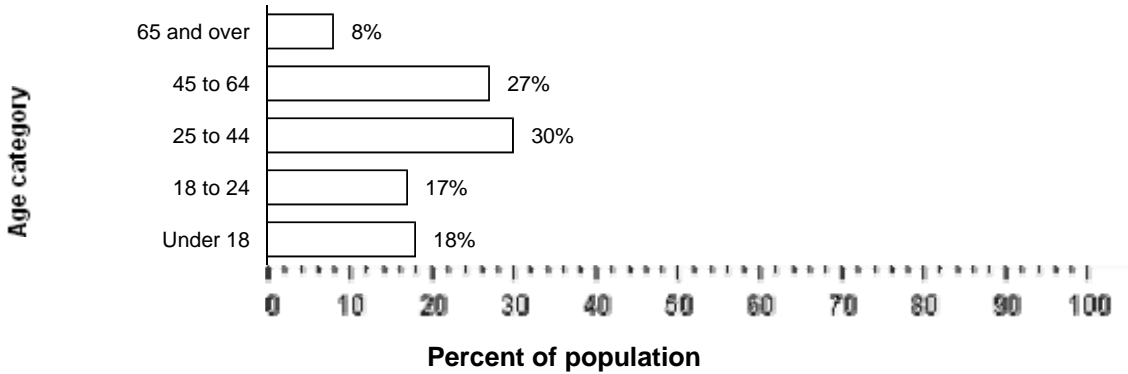
Poverty Rates in Mokuleia CDP, Hawaii in 2005-2009



Source: American Community Survey, 2005-2009

POPULATION OF Mokuleia CDP: In 2005-2009, Mokuleia CDP had a total population of 2,300 - 1,100 (48 percent) females and 1,200 (52 percent) males. The median age was 34.1 years. Eighteen percent of the population was under 18 years and 8 percent was 65 years and older.

The Age Distribution of People in Mokuleia CDP, Hawaii in 2005-2009

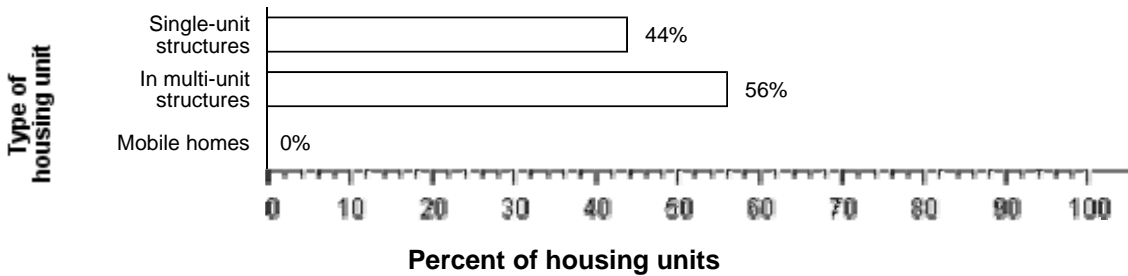


Source: American Community Survey, 2005-2009

For people reporting one race alone, 55 percent was White; 4 percent was Black or African American; 1 percent was American Indian and Alaska Native; 9 percent was Asian; 5 percent was Native Hawaiian and Other Pacific Islander, and 2 percent was Some other race. Twenty-four percent reported Two or more races. Eleven percent of the people in Mokuleia CDP was Hispanic. Forty-nine percent of the people in Mokuleia CDP was White non-Hispanic. People of Hispanic origin may be of any race.

HOUSING CHARACTERISTICS: In 2005-2009, Mokuleia CDP had a total of 1,100 housing units, 26 percent of which were vacant. Of the total housing units, 44 percent was in single-unit structures, 56 percent was in multi-unit structures, and less than 0.5 percent was mobile homes. Eighteen percent of the housing units were built since 1990.

The Types of Housing Units in Mokuleia CDP, Hawaii in 2005-2009




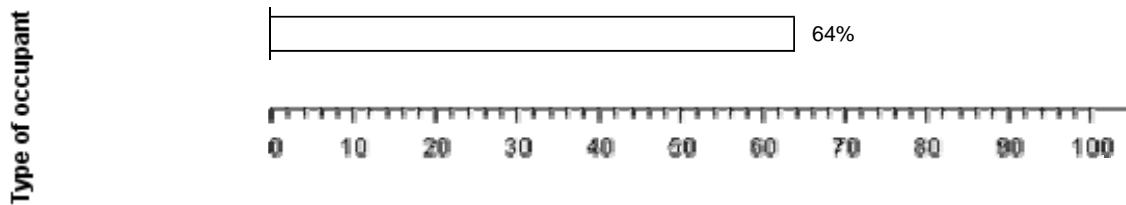
Source: American Community Survey, 2005-2009

OCCUPIED HOUSING UNIT CHARACTERISTICS: In 2005-2009, Mokuleia CDP had 830 occupied housing units - 430 (51 percent) owner occupied and 410 (49 percent) renter occupied. Fourteen percent of the households did not have telephone service and 2 percent of the households did not have access to a car, truck, or van for private use. Multi Vehicle households were not rare. Fifty-three percent had two vehicles and another 19 percent had three or more.

HOUSING COSTS: The median monthly housing costs for mortgaged owners was \$1,967, nonmortgaged owners \$543, and renters \$1,262. Forty-seven percent of owners with mortgages, 13 percent of owners without mortgages, and 64 percent of renters in Mokuleia CDP spent 30 percent or more of household income on housing.

Occupants with a Housing Cost Burden in Mokuleia CDP, Hawaii in 2005-2009





Percent paying 30 percent or more of income for housing

Source: American Community Survey, 2005-2009

Source: U.S. Census Bureau, 2005-2009 American Community Survey

The U.S. Census Bureau's Population Estimates Program produces the [official population estimates for the nation, states, counties and places](#), and the [official estimates of housing units for states and counties](#). The population and housing characteristics included above are derived from the American Community Survey.

- Notes:
- Detail may not add to totals due to rounding.
 - Percentages are based on unrounded numbers.