

Water Use Reporting System



CWRM is pleased to announce the development of its new online Water Use Reporting System. You can login to our system, type in your monthly water data, and with a click of a button, the data is automatically entered in our database.

The Water Use Reporting System is quick and easy, saving you time and money. Allowing you to see your history of reported water use and generate graphs to visually track your water use over time.

Join CWRM in bringing water management and data collection into the 21st century. Choose to use our online Hawaii State Water Use Reporting system.



Kalanimoku Building
1151 Punchbowl Street,
Room 227
Honolulu, Hawaii 96813

Hours: 7:45am to 4:30pm

Mailing Address:

Commission on Water
Resource Management
P.O. Box 621
Honolulu, Hawaii 96809

Phone: (808) 587-0214

Fax: (808) 587-0219

E-mail: dlnr.cwrm@hawaii.gov

Website:

<http://dlnr.hawaii.gov/cwrm/>



Commission on Water Resource Management (CWRM)

State of Hawaii,
Department of Land and
Natural Resources

Ke Kahuwai Pono

“the trustee who oversees the
rightful sharing of water”

Water Use Reporting

Ground Water

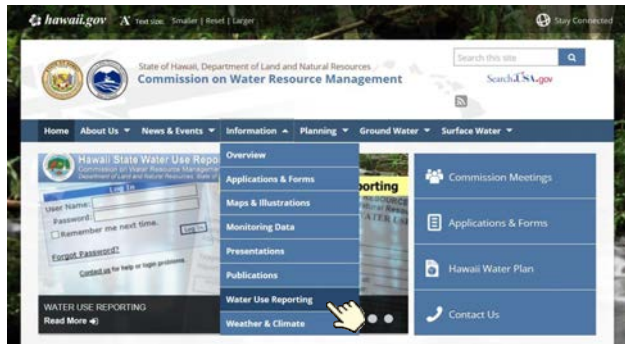


Water meter with totalizer. (HAWAII Well
Construction & Pump Installation Standards)

Phone: (808) 587-0214

Online Water Use Reporting

1. Contact CWRM office for Personal Identification Number and Password.
2. Visit CWRM website at: <http://dlnr.hawaii.gov/cwrm/> and click on **Water Use Reporting**. then click on **LOGIN TO ONLINE WATER USE REPORTING**







OR

Go directly to Log In website at:
<http://cwrm.dlnr.hawaii.gov/cwrmpublic/login.aspx>



[Contact us](#) for help or login problems.

- **User Name:** This is your Personal Identification Number given by CWRM for you to type in here.
- **Password:** An initial Password is given by CWRM, which you may change after you log in.

- Click on Log In  to enter site.
- Follow online instructions click on  **Instruction & Manual Report Form**.
- 3. Click on  **Submit New Water Use Report** to enter new Water Use data
- 4. Enter Dates, Gallons (water quantity pumped), Chlorides (PPM), Temperature and Non-Pumping Water Level with Date and Time.
- 5. Click on **Submit**  when you are done.

Online Water Use Reporting Tutorial Video:

<http://dlnr.hawaii.gov/cwrm/info/waterusereport/>

A video showing how to log into the online Water Use Reporting system, entering water use data, and viewing trends report.

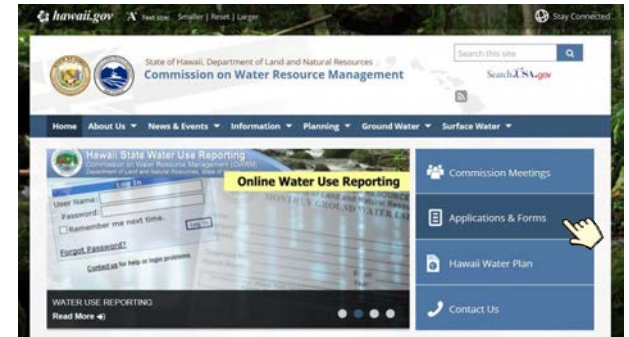
For assistance please call: (808) 587-0225





Domestic use water well.




Water Use Report Form

Download and manually complete paper form, visit CWRM website and click on **Applications & Forms**.



- Scroll down to **GROUND WATER**, then to **Monthly Ground Water Use Report Form**.
- Click on the  or  and save file to your computer.

available for the one year period in which actual existing uses must apply to be considered an existing use. Existing uses must be established prior to Commission action on new water use permit applications.

Monthly Ground Water Use Report Form			04/01/2013
Application for a Well Construction/Pump Installation Permit			12/12/2011

(Application is best viewed and completed on legal-sized paper.)

3 Ways to Submit Your Monthly Water Use Report Form

Email: dlnr.cwrm@hawaii.gov

Fax: (808) 587-0219

Mail: Commission on Water Resource Management
P.O. Box 621
Honolulu, HI 96809