


# 2017 N-15



# 2017 N-15 Forms and Instructions

STATE OF HAWAII — DEPARTMENT OF TAXATION

## Hawaii Nonresident and Part-Year Resident Income Tax Forms and Instructions

**THIS PACKAGE CONTAINS:** Form N-15 Hawaii Individual Income Tax Return - Nonresident and Part-Year Resident; **Schedule CR** Schedule of Tax Credits; **Schedule X** Tax Credits for Hawaii Residents; **Form N-101A** Application for Automatic Extension of Time To File Hawaii Individual Income Tax Return; **Form N-200V** Individual Income Tax Payment Voucher; **Form N-311** Refundable Food/Excise Tax Credit; and **Hawaii Taxpayer Bill of Rights**

Hawaii



**CLICK. ZIP. FAST ROUND TRIP!**

**E-file Form N-15!**

For more information, visit our website at [tax.hawaii.gov](http://tax.hawaii.gov)



*Simple. Safe. Secure.*

For more information, see page 34 of the Instructions.

**DUE DATE: APRIL 20, 2018**

For tax information, call 808-587-4242 (or toll-free 1-800-222-3229)

Make your check payable to the "Hawaii State Tax Collector"

### MESSAGE FROM THE DIRECTOR

#### I. Department of Taxation Welcomes your Feedback

At the Department of Taxation, we are committed to our mission to administer the tax laws of the State of Hawaii in a consistent, uniform, and fair manner. To help us with this commitment, we welcome your feedback to assist our effort to improve our services and make voluntary compliance as easy as possible. Please address your written suggestions to the Department of Taxation, P.O. Box 259, Honolulu, HI, 96809-0259, or email them to [Tax.Directors.Office@hawaii.gov](mailto:Tax.Directors.Office@hawaii.gov).

#### II. Electronic Filing and Paying Advances Are Being Made

Each year, thousands of individuals file and pay their taxes electronically. You can e-file yourself or through your tax practitioner using commercially available software. For up to date information, visit our website at [tax.hawaii.gov](http://tax.hawaii.gov).

#### III. We are Here to Assist You

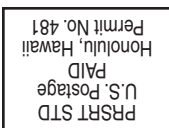
Form N-15, Individual Income Tax Return (Nonresidents and Part-Year Residents) is due on or before April 20, 2018. For information and guidance in its preparation, we have helpful publications and other instructions on our website at [tax.hawaii.gov](http://tax.hawaii.gov). Need more assistance? Do not hesitate to telephone, write, or visit any of our six offices below:

Oahu	830 Punchbowl Street, Honolulu, HI 96813-5094	Phone: 808-587-4242
Maui	54 S. High Street, #208, Wailuku, HI 96793-2198	Phone: 808-984-8500
Molokai	35 Ala Malama Street, #101, Kaunakakai, HI 96748	Phone: 808-553-5541
Hawaii	75 Aupuni Street, #101, Hilo, HI 96720-4245	Phone: 808-974-6321
Kona	82-6130 Mamalahoa Hwy, #8, Captain Cook, HI 96704	Phone: 808-323-4597
Kauai	3060 Eiwa Street, #105, Lihue, HI 96766-1889	Phone: 808-274-3456

To better assist you, always keep a copy of your return, worksheets, and supporting documents in your possession; we can help you understand and resolve problems more quickly if you have your tax return information in front of you. Keeping a copy will also help you in preparing the following year's tax return.

Thank you for helping us provide more efficient service.

*Maria Zielinski*  
MARIA E. ZIELINSKI  
Director of Taxation



State of Hawaii  
Department of Taxation  
P.O. Box 3559  
Honolulu, Hawaii 96811-3559

# Changes to Note

- Hawaii has adopted the federal provision that excludes from gross income the value of Olympic and Paralympic medals and the amount of United States Olympic Committee prize money received after December 31, 2015, on account of your participation in the Olympic or Paralympic Games if your adjusted gross income, including the amount of your medals and prize money, is \$1,000,000 or less (\$500,000 or less if married filing separately). (Act 95, SLH 2017)
- For taxable years ending after December 31, 2016, all taxpayers are subject to the 10% threshold for the itemized deduction for medical expenses, including taxpayers age 65 or older. (Act 91, SLH 2011)
- You may exclude up to \$6,410 of your military reserve or Hawaii National Guard duty pay from your income for taxable years beginning after December 31, 2016. (Act 197, SLH 2004)
- The Renewable Fuels Production Tax Credit is a new credit for taxable years 2017 to 2021 for the production of renewable fuels. (Act 202, SLH 2016)
- The Organic Foods Production Tax Credit is a new credit for taxable years 2017 to 2021 for expenses incurred for the production or handling of organic foods. (Act 258, SLH 2016)
- Effective July 1, 2017, the Cesspool Upgrade, Conversion or Connection Income Tax Credit is amended by expanding the definition of “qualified cesspool.” (Act 125, SLH 2017)
- Effective July 12, 2017, several amendments are made to the Capital Infrastructure Tax Credit, including provisions to (1) increase the amount of the tax credit per taxable year to \$2,500,000, and (2) expand the definition of capital infrastructure costs. (Act 213, SLH 2017)
- For taxable years beginning after December 31, 2017, the Renewable Fuels Production Tax Credit is amended by replacing the Department of Business, Economic Development, and Tourism (DBEDT) requirements related to the certification, administration, and verification of the tax credit with a process that requires the taxpayer to file a third-party-certified statement with DBEDT. (Act 142, SLH 2017)
- For taxable years beginning after December 31, 2017, (1) the income tax brackets and rates for high income earners are reinstated, (2) an Earned Income Tax Credit is created for 2018 to 2022, and (3) the amendments to the refundable food/excise tax credit are made permanent. (Act 107, SLH 2017)
- For taxable years beginning after December 31, 2018, several amendments are made to the Motion Picture, Digital Media, and Film Production Income Tax Credit, including provisions to (1) extend the repeal date from January 1, 2019, to January 1, 2026, (2) limit the total credit to \$35 million per year, and (3) amend the qualifications a production must meet in order to claim the credit. (Act 143, SLH 2017)
- The following federal provisions that were adopted by Hawaii expired at the end of 2016 and cannot be claimed for taxable years after 2016: (1) the deduction for mortgage insurance premiums, and (2) the exclusion from gross income of discharge from qualified principal residence indebtedness. These provisions may be claimed only if federal legislation is passed in 2017 to reinstate these provisions and these provisions are adopted by the 2018 Hawaii State Legislature.

## Important Reminders

### File and Pay on Time

- Please file your return and pay your taxes by April 20, 2018.
- When you mail your return:
  - (1) Mail it to the appropriate address as stated in “Where to File.”
  - (2) Enclose only one return per envelope.
  - (3) Use proper postage. If there is insufficient postage on the envelope, the U.S. Postal Service will return it to you.
- Keep a copy of your return for your records.

### Extension of Time to File

- If you are unable to file by April 20, 2018, you are granted an automatic 6-month extension of time to file your return through October 20, 2018. The extension of time to file is not an extension of time for payment of tax.
  - (1) If you are due a refund, you do not have to file a form to request an extension. Just file your return by October 20, 2018.
  - (2) If you have a balance due, you must pay your taxes in full by April 20, 2018. File Form N-101A with your payment. You may **not** use federal Form 4868 instead of Form N-101A.
  - (3) If you're not sure if you have a balance due, use the worksheet on Form N-101A.

### Make Sure Your Tax Return is Correct and Complete

- You can avoid processing delays, adjustments to your return, and additional correspondence from the Department of Taxation if you:
  - (1) Make sure all social security numbers are correct.
  - (2) Check the appropriate filing status box.
  - (3) Complete all required entries on your return. The following lines **must** be filled in: Form N-11, line 24; and Form N-15, line 41.
  - (4) Check the arithmetic on your return.
  - (5) Attach all required forms and statements.
  - (6) Attach your employee earning statements (HW-2s or federal W-2s) to the front of your return.
  - (7) Sign your return. If you paid someone to prepare your return, the preparer must sign and complete the Paid Preparer's Information box.
- You may be required to file an amended return to complete missing entries or provide missing forms or statements.

### Amended Returns

- If you are filing an amended return, you must submit a complete return and attach Schedule AMD along with all required forms and statements. If you are claiming any tax credits, remember to attach the required forms, such as Schedule CR and Schedule X, even if you claimed the credits on the original return. See “Make Sure Your Tax Return is Correct and Complete” above.

### Married Taxpayers

- If you are married, print your spouse's social security number in the designated area on your return whether a joint or separate return is filed.
- If your spouse is an alien and was issued an ITIN by the IRS, enter your spouse's ITIN. If your spouse has applied for an ITIN but the IRS has not yet issued the ITIN, write “Applied For.”
- If you are married and filing separate returns, the refund from your spouse's return cannot be applied to your liability.

## Items To Note

- The *Hawaii Taxpayer Bill of Rights* is reprinted inside the back cover.
- The Department of Taxation is a proud partner with the Missing Child Center - Hawaii, Department of the Attorney General (MCCH). Photographs of missing children selected by the Center may appear in this instruction booklet on pages that would otherwise be blank. You can help bring these children home by looking at the photographs and calling MCCH at 1-808-586-1449 if you recognize a child.

# STATE OF HAWAII — DEPARTMENT OF TAXATION

## RELATED FEDERAL/HAWAII TAX FORMS

Federal Form Number	Title or Description of Federal Form	Comparable Hawaii Form	Copy of Fed. Form May Be Submitted+
W-2	Wage and Tax Statement	HW-2	Yes
W-4	Employee's Withholding Allowance Certificate	HW-4	No
W-10	Dependent Care Provider's Identification and Certification	HW-16	No
1040	U.S. Individual Income Tax Return	None	No
1040 Sch A	Itemized Deductions	None	No
Sch B	Interest and Ordinary Dividends	None	No
Sch C	Profit or Loss From Business	None	Not Required
Sch C-EZ	Net Profit From Business	None	Not Required
Sch D	Capital Gains and Losses	None	No
Sch E	Supplemental Income and Loss	None	Not Required
Sch F	Profit or Loss From Farming	None	Not Required
Sch J	Income Averaging for Farmers and Fishermen	N-168	No
Sch R	Credit for the Elderly or the Disabled	None	No
1040A	U.S. Individual Income Tax Return (short form)	None	No
1040-ES	Estimated Tax for Individuals	N-1	No
1040EZ	Income Tax Return for Single and Joint Filers With No Dependents	None	No
1040NR	U.S. Nonresident Alien Income Tax Return	None	No
1040-V	Payment Voucher	N-200V	No
1040X	Amended U.S. Individual Income Tax Return	None	No
1045	Application for Tentative Refund	N-109	No
1128	Application To Adopt, Change, or Retain a Tax Year	None	Yes
1310	Statement of Person Claiming Refund Due a Deceased Taxpayer	N-110	No
2106	Employee Business Expenses	None	Yes
2106-EZ	Unreimbursed Employee Business Expenses	None	Yes
2120	Multiple Support Declaration	None	Yes
2210	Underpayment of Estimated Tax by Individuals, Estates, and Trusts	N-210	No
2441	Child and Dependent Care Expenses	Sch X	No
2848	Power of Attorney and Declaration of Representative	N-848	Yes
3903	Moving Expenses	N-139	No
4562	Depreciation and Amortization	None	Yes
4684	Casualties and Thefts	None	Yes
4797	Sales of Business Property	Sch D-1	No
4835	Farm Rental Income and Expenses	None	Yes
4852	Substitute for Form W-2, Wage and Tax Statement, or Form 1099-R, Distributions From Pensions, Annuities, Retirement or Profit-Sharing Plans, IRAs, Insurance Contracts, etc.	L-15	No
4868	Application for Automatic Extension of Time To File U.S. Individual Income Tax Return	N-101A	No
4952	Investment Interest Expense Deduction	N-158	No
4970	Tax on Accumulation Distribution of Trusts	N-405	No
4972	Tax on Lump-Sum Distributions	N-152	No
5213	Election To Postpone Determination as To Whether the Presumption Applies That an Activity Is Engaged in for Profit	None	Yes
5329	Additional Taxes on Qualified Plans (Including IRAs) and Other Tax-Favored Accounts	None	No
5884	Work Opportunity Credit	N-884	No
6198	At-Risk Limitations	None	Yes
6252	Installment Sale Income	None	Yes
6781	Gains and Losses From Section 1256 Contracts and Straddles	None	Yes
8283	Noncash Charitable Contributions	None	Yes
8332	Release/Revocation of Release of Claim to Exemption for Child by Custodial Parent	None	Yes
8582	Passive Activity Loss Limitations	None	Yes
8586	Low-Income Housing Credit	N-586	No
8615	Tax for Certain Children Who Have Unearned Income	N-615	No
8814	Parents' Election To Report Child's Interest and Dividends	N-814	No
8824	Like-Kind Exchanges	None	Yes
8829	Expenses for Business Use of Your Home	None	Yes
8853	Archer MSAs and Long-Term Care Insurance Contracts	None	No

+If "Yes" is indicated and there is no Hawaii equivalent form, the federal form must be used.

To request tax forms by mail, you may call 808-587-4242 or toll-free 1-800-222-3229.

You may also obtain tax forms through the Department of Taxation's website at [tax.hawaii.gov](http://tax.hawaii.gov).

# Form N-15

## General Instructions

### Guidelines for Filling in Scannable Forms

Form N-15 and Schedule CR are designed for electronic scanning that permits faster processing with fewer errors. To avoid delays:

- Print amounts only on those lines that are applicable.
- Use only a black or dark blue ink pen. Do not use red ink, pencils, felt tip pens, or erasable pens.
- Because this form is read by a machine, please print your numbers inside the boxes like this:

1	2	3	4	5	6	7	8	9	0	X
---	---	---	---	---	---	---	---	---	---	---

- Do NOT print outside the boxes.
- Fill in ovals completely. Do not ✓ or X the ovals.
- Do NOT enter cents. For numbers that are required to be rounded to the nearest dollar, do NOT print over the zeros printed on the form that are used to designate cents.
- Do NOT use dollar signs, slashes, dashes or parentheses in the boxes.
- Photocopying of this form could cause delays in processing your return.
- Please use a color printer and print in color.

### Same-Sex Marriage

Effective December 2, 2013, Hawaii recognizes marriages between individuals of the same sex. As it relates to taxation, all same-sex couples that are legally married in Hawaii or any other jurisdiction where such marriages are valid are married for all tax purposes, including Hawaii income tax purposes.

**Note:** *The federal government recognizes marriages between individuals of the same sex for federal income tax purposes.*

### Civil Unions

Effective January 1, 2012, civil unions are recognized in Hawaii. Civil unions entered into in a jurisdiction other than Hawaii are also recognized, provided that the relationship meets Hawaii's eligibility requirements, has been entered into in accordance with the laws of the other jurisdiction, and can be documented.

The Internal Revenue Code (IRC) provisions referred to in Hawaii's Income Tax Law that apply to a husband and wife, spouses, or person in a legal marital relationship shall be deemed to apply to partners in a civil union with the same force and effect as if they were "husband and wife," "spouses," or other terms that describe persons in a legal marital relationship. Accordingly, references to "married" and "spouse" are also references to "in a civil union" and "civil union partner," respectively.

For Hawaii income tax purposes, civil union couples have the same tax filing status options as married couples. Also, if an employee benefit is tax-exempt when extended to the opposite sex spouse of an employee, or to the children of the spouse, the benefit is tax-exempt when extended to a civil union partner of an employee, or to the children of the civil union partner.

**Note:** *Individuals who have entered into a registered domestic partnership, civil union, or other similar relationship that is not considered a marriage under state (or foreign) law are not considered married for federal income tax purposes. Since the federal government does not recognize civil unions as married individuals for federal income tax purposes, civil unions will continue to file as unmarried individuals on their federal income tax returns. Also, the income reported for federal and for Hawaii income tax purposes may differ, depending on the situation. For example, certain employee benefits that are tax-exempt when provided to married couples and the children of married couples may be taxable federally when they are provided for civil union partners and their children, unless the civil union partner or their children qualify as dependents under IRC section 152.*

### Who Must File

1. Every individual doing business in Hawaii during the taxable year must file a return, whether or not the individual derives any taxable income from that business. "Doing business" includes all activities engaged in or caused to be engaged in with the object of gain or economic benefit, direct or indirect, except personal services performed as an employee under the direction and control of an employer. For example, every person receiving rents from property owned in Hawaii is "doing business" and must file a return whether or not the person's expenses exceed the gross rental income.

2. Every individual receiving more than the following amounts of gross income subject to taxation under Hawaii Income Tax Law, including amounts received as salaries or wages for services rendered by an employee to an employer, must file a return:

For Individuals Under Age 65	
Filing Status	Gross Income of
Married filing separately	\$3,344
Single	\$3,344
Head of household	\$4,356
Qualifying widow(er) with a dependent child	\$5,544
Married filing jointly	\$6,688

For Individuals Age 65 or older	
Filing Status	Gross Income of
Married filing separately	\$4,488
Single	\$4,488
Head of household	\$5,500
Qualifying widow(er) with a dependent child	\$6,688
Married filing jointly, one is 65 or older	\$7,832
Married filing jointly, both are 65 or older	\$8,976

These threshold amounts will be higher for persons who are blind, deaf, or totally disabled, and who have completed and filed a certification with the Department of Taxation (Department) of their disability on Form N-172 before filing their income tax return.

For individuals who can be claimed as dependents on the tax return of another taxpayer, the threshold amount is the amount of the dependents' standard deduction.

For nonresident aliens, the threshold amount is \$1,144 for individuals under 65, and \$2,288 for individuals 65 or older.

For nonresident individuals, the threshold amounts stated above must be multiplied by the ratio of Hawaii adjusted gross income to total adjusted gross income from all sources to determine whether the individual must file a return.

3. Children who receive unearned income during the taxable year and have not attained the age of 14 years before the end of the taxable year must file their own returns to report their income unless their parent or parents report that income. However, the Department will, administratively, not require the filing of a State income tax return if the child's total earned and/or unearned income for the taxable year is \$500 or less and the application of the standard deduction amount results in no taxable income for the child. Children who must file a return may need to file Form N-615, Computation of Tax for Children Under Age 14 Who Have Unearned Income of More than \$1,000. Parents may report income of their children by filing Form N-814, Parent's Election to Report Child's Interest and Dividends.

4. If you need to report additional tax from Form N-2, Distribution from an Individual Housing Account; Form N-103, Sale of Your Home; Form N-152, Tax on Lump-Sum Distributions; Form N-312, Recapture of Capital Goods Excise Tax Credit; Form N-338, Recapture of Tax Credit for Flood Victims; Form N-344, Recapture of Important Agricultural Land Qualified Agricultural Cost Tax Credit; Form N-348, Recapture of Capital Infrastructure Tax Credit; Form N-405, Tax on Accumulation Distribution of Trusts; Form N-586, Recapture of Tax Credit for Low-Income Housing; or Form N-814, Parent's Election to Report Child's Interest and Dividends, then you must file a return regardless of income level.

### Who Should File

Even if you do not have to file, you should file to get a refund if too much income tax was withheld from your pay. Also, if you are eligible for refundable credits, you need to file a return to claim the credits.

# Residency Status

## Resident

A resident is taxed on income from all sources.

A resident must file an Individual Income Tax Return—Resident (Form N-11), if required to do so.

A Hawaii resident is (1) Every individual domiciled in Hawaii, and (2) Every other individual whether domiciled in Hawaii or not, who resides in Hawaii for other than a temporary or transitory purpose. An individual domiciled outside Hawaii is presumed to be a resident if he or she spends more than 200 days in Hawaii during the taxable year. This presumption may be overcome by evidence satisfactory to the Department that the individual maintained a permanent place of abode outside the State and was in the State for a temporary or transitory purpose. No person shall be deemed to have gained or lost a residence simply because of his or her presence or absence in compliance with military or naval orders of the United States, while engaged in aviation or navigation, or while a student at any institution of learning. See Tax Information Release No. 97-1, “*Determination of Residence Status*.”

## Nonresident

A Hawaii nonresident is an individual who is in Hawaii for a temporary or transient purpose, and whose permanent domicile is not Hawaii.

A nonresident must file an Individual Income Tax Return—Nonresident and Part-Year Resident (Form N-15), if required to do so. A nonresident will be taxed on income from Hawaii sources only.

A nonresident married to a Hawaii resident may choose to file a joint return with the resident spouse on Form N-11; **however, the nonresident will then be taxed on all income from all sources.** For more information, see *Married Filing Joint Return* on page 8.

## Part-Year Resident

A part-year resident is an individual who was a Hawaii resident for part of the year, and who was a nonresident during the other part of the year. This includes those who moved to Hawaii during the year and those who moved away from Hawaii during the year.

A part-year resident must file an Individual Income Tax Return—Nonresident and Part-Year Resident (Form N-15), if required to do so. A part-year resident will be taxed on all income from all sources during the period of residency, and on income from Hawaii sources only during the period of nonresidency.

## Domicile Defined

The term “domicile” means the place where an individual has a true, fixed, permanent home and principal establishment, and to which place the individual has, whenever absent, the intention of returning. It is the place in which an individual has voluntarily fixed the habitation of himself or herself and family, **not for a mere special or temporary purpose, but with the present intention of making a permanent home.** Three things are necessary to create a new domicile: first, abandonment of the old domicile; second, the intent to establish a new domicile; and third, actual physical presence in the new domicile. Once a domicile is established, the intent to abandon it is not itself sufficient to create a new domicile; a new domicile must be shown.

**Reminder:** If you are in Hawaii because of military orders and do not intend to make Hawaii your permanent home, you are not considered a Hawaii resident for income tax purposes, even though you have been in Hawaii for more than 200 days in 2017. File a resident return with your home state, and file a Hawaii nonresident and part-year resident return (Form N-15) to report your Hawaii income.

## Resident and Nonresident Examples

**Note:** For more information, see Tax Information Release No. 90-3, “*Income Taxation and Eligibility for Credits of an Individual Taxpayer Whose Status Changes from Resident to Nonresident or from Nonresident to Resident*,” Tax Information Release No. 90-10, “*Clarification of Taxation and the Eligibility for Personal Exemptions and Credits of Residents and Nonresidents in the Military and Spouses and Dependents of Persons in the Military*,” Tax Information Release No. 97-1, “*Determination of Residence Status*,” and Tax Information Release No. 2010-01, “*Military Spouses Residency Relief Act (“MSRRA”)*.”

**Example 1**—A Hawaii resident who enlists in the military normally will remain a Hawaii resident regardless of the length of absence from Hawaii while stationed outside of Hawaii.

**Example 2**—A Hawaii resident working in a foreign country will remain a Hawaii resident unless permanent resident status is granted by the foreign country.

**Example 3**—Foreign students who are granted entry into the United States on an “F” visa are nonresidents for Hawaii tax purposes. Researchers and faculty members who are granted entry into the United States on “H,” “J,” or

“Q” visas, and who have been in Hawaii for more than 200 days during the taxable year may be considered Hawaii residents.

**Example 4**—Spouses of those in the military service do not become Hawaii residents if their principal reason for moving to Hawaii was the transfer of the service member spouse to Hawaii, and if it is their intention to leave Hawaii when the service member spouse either is transferred to another military station or leaves the service.

**Example 5**—A Hawaii resident who marries a nonresident will remain a Hawaii resident unless the three requirements for changing his or her domicile are also met. (Refer to “*Domicile Defined*” on this page.) This situation applies in reverse to a nonresident who marries a resident. A person’s residence status will not change just because of marriage.

## Which Form to File

**You MUST use Form N-11 if:**

- You were a resident for the **full** year, or, if married filing jointly, **either** spouse was a resident for the full year (however, the nonresident spouse would be taxed on their worldwide income for the full year).

**You MUST use Form N-15 if:**

- You were a nonresident for the **full** year, or, if married filing jointly, **both** spouses were nonresidents for the full year.
- You are taking up residence in Hawaii during the tax year. (Part-year resident).
- You are giving up residence in Hawaii during the tax year. (Part-year resident).

## When to File

**Note:** If any due date falls on a Saturday, Sunday, or legal holiday, use the next regular workday as the due date.

You should file as soon as you can after January 1, but not later than April 20, 2018. If you file late, you may have to pay penalties and interest if you owe taxes on your return. Please see the instructions for *Penalties and Interest* on page 36. If you cannot meet the deadline, you are automatically granted a 6-month extension without the need to file anything with the Department unless an additional tax payment must be made. As long as the following conditions are met, you are deemed to have made an application for the 6-month extension to file an income tax return on the prescribed due date:

1. On or before April 20, 2018, 100% of the properly estimated tax liability is paid;
2. The tax return is filed on or before the expiration of the 6-month extension period;
3. The tax return is accompanied by full payment of any tax not already paid; and
4. You are not bound by a court order to file a tax return on or before the prescribed due date.

If you must make an additional payment of tax on or before April 20, 2018 in order to meet the condition requiring payment of 100% of the properly estimated tax liability, you must file Form N-101A with your payment. The extension of time to file is not an extension of time for payment of tax.

Form N-101A can be filed and payment made electronically through the State’s Internet portal. Go to [tax.hawaii.gov/eservices/](http://tax.hawaii.gov/eservices/) for more information. Federal Form 4868, Application for Automatic Extension of Time To File U.S. Individual Income Tax Return, may **not** be used in lieu of Form N-101A.

**Note:** Returns for fiscal year taxpayers must be filed on or before the 20th day of the fourth month following the close of the fiscal year.

**Note:** Under Hawaii Income Tax Law, certain tax credits must be claimed within 12 months from the close of the tax year.

The official U.S. Post Office cancellation mark will be considered primary evidence of the date of filing of tax documents and payments. If you want to keep evidence that you mailed your return on time, ask your Post Office for a Certificate of Mailing. It is NOT necessary to get a certified or registered mail return receipt.

Hawaii has adopted the IRC provision to allow documents and payments delivered by a designated private delivery service to qualify for the “timely mailing treated as timely filing/paying rule.” The Department will conform to the Internal Revenue Service listing of designated private delivery service and type of delivery services qualifying under this provision. Timely filing of mail which does not bear the U.S. Post Office cancellation mark or the date recorded or marked by the designated delivery service will be determined by reference to other competent evidence. The private delivery service can tell you how to get written proof of the mailing date.

---

## Where to File

If you are enclosing a check or money order with your tax return, mail your return with payment to:

**Hawaii Department of Taxation**  
Attn: Payment Section  
P. O. Box 1530  
Honolulu, Hawaii 96806-1530

If you are NOT enclosing a check or money order with your tax return, mail your return to:

**Hawaii Department of Taxation**  
P. O. Box 3559  
Honolulu, Hawaii 96811-3559

If two pre-addressed envelopes were received with your forms, please use the appropriate envelope as stated above.

---

## Where to Get Forms and Information

### Taxpayer Services Branch

Website: [tax.hawaii.gov](http://tax.hawaii.gov)

E-mail: [Taxpayer.Services@hawaii.gov](mailto:Taxpayer.Services@hawaii.gov)

Telephone:

808-587-4242

Toll-Free: 1-800-222-3229

Telephone for the hearing impaired:

808-587-1418

Toll-Free: 1-800-887-8974

---

## Other Information

### Death of Taxpayer

Did the taxpayer die before filing a return for 2017? If so, the taxpayer's spouse or personal representative may have to file a return and sign it for the person who died (decedent) if the decedent was required to file a return. A personal representative can be an executor, administrator, or anyone who is in charge of the taxpayer's property.

If the decedent did not have to file a return but either had State income tax withheld, made estimated tax payments, or is eligible for various tax credits, a return must be filed to get a refund.

If your spouse died in 2017 and you did not remarry in 2017, or if your spouse died in 2018 before filing a return for 2017, you may still file a joint return for the 2017 tax year.

If a return is filed for a deceased taxpayer, including a joint return with a surviving spouse, the Deceased oval must be filled in and the date of death must be written in the boxes provided.

Generally, the personal representative or other responsible individual must sign the return on behalf of the decedent. **If a refund is due, Form N-110, Statement of Person Claiming Refund Due a Deceased Taxpayer**, must be completed and attached to the return to ensure that the refund check will be issued in the name of the surviving spouse, personal representative, or other responsible individual instead of in the decedent's name. A personal representative or other individual may be required to attach other documents such as the death certificate. See Form N-110 for further information.

**Exception for joint returns filed by surviving spouse.** If a *joint* return is being filed by the decedent and the decedent's spouse, the spouse should write, "Filing as surviving spouse," on the signature line which the decedent would have signed, and then the surviving spouse should sign his or her name on the other signature line. If a refund is being claimed on the return, Form N-110 is not required. The refund check will be issued to the surviving spouse.

### Declaration of Estimated Tax

**Basic rules.** Individuals who must pay more tax than is withheld, or who have no withholding, may have to file a declaration of estimated tax and pay that tax in a lump sum or installments. Income tax obligations might not be satisfied through withholding when an individual has income not subject to withholding, such as from self-employment, rent, gains from sales of property, interest and dividend income, unemployment compensation, or distributions from deferred compensation plans.

**Who Must File a Declaration on Form N-1.** An individual subject to Hawaii net income tax generally must file Form N-1, Declaration of Estimated Income Tax for Individuals, unless: (a) his or her estimated tax liability for the taxable year, after taking into account all taxes withheld or collected at the source, is less than \$500, or (b) the taxpayer did not have any tax liability for the preceding taxable year. See Form N-1 for details. Form N-1 can be filed and payment made electronically through the State's Internet portal. For more information, go to [tax.hawaii.gov/eservices/](http://tax.hawaii.gov/eservices/).

**Date and Payment of Estimated Tax.** Your declaration for 2018 must be filed on or before April 20, 2018. The tax may be paid in full with the declaration, or in equal installments on or before April 20, 2018, June 20, 2018, September 20, 2018, and January 20, 2019. Each installment payment must be submitted with a payment voucher. Make checks or money orders payable to the "Hawaii State Tax Collector."

**Penalties.** If you are required to file a declaration but you fail to do so, you may be subject to penalties. See *Penalties and Interest* on page 36.

### Multistate Tax Compact Act

Any taxpayer, other than a corporation acting as a business entity in more than one state, who is required by the Hawaii Income Tax Law to file a return and whose only activities in the State consist of sales and who does not own or rent real estate or tangible personal property and whose annual gross sales in or into the State during the tax year are not in excess of \$100,000 may elect to report and pay a tax of .5 percent of such annual gross sales. Taxpayers who elect the foregoing shall file Form N-310 in lieu of Form N-15.

### Composite Tax Returns and Payments

Composite tax returns and composite tax payments may be made on behalf of nonresident shareholders of an S corporation, nonresident partners of a partnership, and nonresident members of a limited liability company or limited liability partnership. Instructions for filing a composite Form N-15 for nonresident shareholders, partners, and members are included in the instructions for Forms N-20 and N-35. If this is a composite tax return, fill in the Composite oval at the top of Form N-15.

### Election to File Form N-15 Without Providing Information as to Worldwide Source Income

In lieu of providing information as to worldwide source income, nonresident taxpayers (including nonresident alien taxpayers) and part-year resident taxpayers may elect to file Form N-15 without claiming any standard deduction or personal exemption amounts. Itemized deductions calculated using the ratio of Hawaii adjusted gross income to total adjusted gross income may not be claimed. Also, tax credits which are based on total adjusted gross income from all sources may not be claimed. To make this election, enter zero on line 37, Ratio of Hawaii AGI to Total AGI.

---

## Steps for Preparing Your Return

These instructions consist of 13 steps. You should complete the first three steps that follow BEFORE you begin to fill in your return.

Steps 4 through 6, filling in the return through line 6e, begin on page 7 and end on page 11. Step 7, filling in the rest of the return, is on page 11. The Line-By-Line Instructions for Form N-15 begin on page 11 and end on page 35.

Finally, steps 8 through 13 begin on page 35. These are the steps you should take after you fill in Form N-15 and any other schedules and forms.

If you follow these steps and read the Line-By-Line Instructions, we feel you can fill in your return quickly and accurately.

### Special Instructions for Nonresident Military Spouses

Effective for taxable years that begin on or after January 1, 2009, the Military Spouses Residency Relief Act (MSRRA), Public Law 111-97, November 11, 2009, provides that a qualifying nonresident spouse of a servicemember may source his or her income from services performed in Hawaii to their state of residence.

Income received by the servicemember's civilian spouse for services performed by the servicemember's spouse in Hawaii is not considered Hawaii-sourced income and therefore, not subject to Hawaii income tax if **all** of the following conditions are met:

1. The servicemember (a member of the uniformed services as defined in 10 U.S.C. §101(a)(5)) is present in Hawaii solely in compliance with military or naval orders;
2. The spouse is in Hawaii solely to be with the servicemember; and
3. The spouse and servicemember are domiciled in the same state and that state is not Hawaii.

**Note:** *The exemption only applies to the servicemember's spouse. Any non-military source income earned in Hawaii by the servicemember is subject to Hawaii income tax.*

Provided that the above three requirements are met, a servicemember's spouse is exempt from Hawaii income tax on his or her income received from:

- Wages, salaries, tips, commissions, and other compensation for services performed in Hawaii as an employee;
- Unemployment insurance benefits received to replace wages, salaries, and other compensation exempt under the above requirements;

- Temporary Disability Insurance (TDI) benefits received to replace wages, salaries, and other compensation exempt under the above requirements;
- Income from his or her sole-proprietorship or single member limited liability company (LLC) if the income is directly and solely attributable to services performed in Hawaii by the servicemember's spouse. The LLC must be a disregarded entity for federal and Hawaii income tax purposes. The exemption does not apply to income from any other pass-through entity such as an LLC with two or more members, a partnership, or an S Corporation (including an S Corporation with a sole shareholder).

If a nonresident spouse had Hawaii income tax withheld on his or her salary, wages, or other compensation that is now exempt under the above requirements, the taxpayer must file Form N-15, Individual Income Tax Return for Nonresidents and Part-Year Residents, to claim a refund. Fill in the MSRRA oval at the top of Form N-15, and attach a copy of the following documents:

1. Form W-2 showing the amount of Hawaii income tax withheld;
2. The servicemember's military or naval orders assigning the servicemember to a post of duty in Hawaii;
3. A valid, unexpired military spouse identification card that identifies the card-holder as a spouse and not merely a dependent; and
4. The servicemember's Leave and Earnings Statement indicating that the servicemember's legal residence for purposes of withholding state income taxes from military pay is a state other than Hawaii.

The nonresident spouse's income that is exempt from Hawaii income tax under the above requirements should only be reported in Column A. Do not report any income that is exempt under the above requirements in Column B (Hawaii income).

For more information, see Tax Information Release No. 2010-01, "Military Spouses Residency Relief Act ("MSRRA")."

## Special Instructions for Nonresident Aliens

Special rules will apply to you if you are considered a nonresident alien or a dual-status alien. For Hawaii income tax purposes, a nonresident alien is an individual who is not a U.S. citizen, and who has not been in Hawaii for more than 200 days during the taxable year, or is in Hawaii for a temporary or transient purpose. A dual-status alien is a person who was a resident alien for part of the year and a nonresident alien for the other part of the year.

The special rules for nonresident aliens and dual-status aliens will not apply if you elect to be taxed as a resident alien on your federal income tax return. You can make this election if either of the following applies to you:

- You were a nonresident alien on the last day of the tax year, and your spouse was a U.S. citizen or resident alien on the last day of the tax year.
- You were a nonresident alien at the beginning of the tax year, but you were a resident alien on the last day of the tax year and your spouse was a U.S. citizen or resident alien on the last day of the tax year. (This also applies if both you and your spouse were nonresident aliens at the beginning of the tax year and both were resident aliens at the end of the tax year.)

In certain situations, a taxpayer may be considered a nonresident alien for federal income tax purposes and a resident for Hawaii income tax purposes. In these situations, the special rules applicable to individuals who are considered nonresident aliens for federal income tax purposes will apply when the individual files a Hawaii resident income tax return. See Tax Information Release No. 97-1, "Determination of Residence Status."

## Step 1

### Get all of your income records together.

These include any Forms HW-2 and federal Forms W-2 or 1099 that you received. If you don't receive a Form HW-2 or federal Form W-2 by January 31, or if the one you get isn't correct, please contact your employer as soon as possible. Only your employer can give you a Form HW-2 or federal Form W-2, or correct it. If you cannot get a Form HW-2 or federal Form W-2 by February 15, please contact our Taxpayer Services staff.

If you have someone prepare your return for you, make sure that person has all your income and expense records so he or she can fill in your return correctly. Remember, even if someone else prepares your return incorrectly, YOU are still responsible.

## Step 2

### If you plan to claim tax credits or itemize deductions, get the information and expense records you need.

These instructions tell you what credits and deductions you can claim. Some of the records you may need are:

- Medical and dental payment records.

- Real estate and income tax receipts.
- Interest payment records for a home mortgage.
- Receipts for charitable contributions.

## Step 3

### Get any forms, schedules, or information you need.

All forms and instructions you need may be picked up at any district tax office. You may also request that the forms and publications be mailed to you. Please allow approximately 10 days for the mailing of the tax forms. Tax forms are also available on the Internet. See page 6 for the phone number to request the forms you need and for the Department's website address.

## Step 4

### Fill in the oval(s) if you are filing an amended return.

If you are filing an amended return, fill in the amended return oval at the top of Form N-15.

If you are filing an amended return due to a net operating loss carryback, also fill in the NOL Carryback oval.

If you are filing an amended return due to an IRS adjustment, also fill in the IRS Adjustment oval.

See page 37 of the instructions for more information.

## Step 5

### Fill in the oval to indicate whether you are a part-year resident or nonresident. Also, fill in the oval if you are a nonresident alien or dual-status alien, exempt under MSRRA, or filing a composite tax return.

At the top of Form N-15, you **must** fill in the oval to indicate whether you are a part-year resident or nonresident. If one of the ovals is not filled in, your return may be processed incorrectly and may result in a delay.

If you are a part-year resident, you **must** fill in the period of your Hawaii residency on the line which begins "Tax Year . . ." If the part-year resident oval is filled in and the line to indicate the taxpayer's tax year is not completed, any claims for the credit for low-income household renters will be disallowed.

Fill in the oval if you are a nonresident alien or dual-status alien.

Fill in the oval if you are a nonresident spouse of a servicemember who has income exempt under MSRRA. See *Special Instructions for Nonresident Military Spouses* on page 6.

Fill in the oval if you are filing a composite tax return on behalf of nonresident shareholders of an S corporation, nonresident partners of a partnership, or nonresident members of a limited liability company or limited liability partnership. See *Composite Tax Returns and Payments* on page 6.

## Step 6

### Fill in the oval(s) if you are a first time filer or have an address or name change, your name, address, social security number, filing status, and exemptions.

#### Mailing Label

If you requested a forms booklet, take the mailing label from the booklet we sent to you and make sure the information is correct. If any information is incorrect, do not use the mailing label. Instead, print the entries in this section.

After you have completed and checked all entries, attach your label (if the information is correct) to the return over the mailing address area where indicated. Use of the label helps us identify your account, saves processing time, and speeds refunds.

Do not attach your label to the envelope. It may get separated from your return.

If you did not receive a label, print the entries in this section.

#### First Time Filer, Address or Name Change

If you are filing a tax return for the first time or if your address or name has changed, fill in the appropriate oval above the name and address area of the tax return.

If your mailing address has changed, and you do not notify the Department of the change by filling in the "Address or Name Change" oval, your address may not be updated, any refund due to you may not be delivered (the U.S. Postal Service is not permitted to forward your State refund check), and important notices or correspondence to you regarding your return may be delayed. To notify the Department of your new address, you can also complete Form ITPS-COA, Change of Address Form.

## Name

Write your name, and your spouse's name if you are married and filing a joint return, in the space provided and at the top of Form N-15, pages 2, 3, and 4. You must use your legal name. Nicknames are not permitted. If you have changed your name because of marriage, divorce, etc., make sure you immediately notify the Social Security Administration so that the name on your tax return is the same as the name on the social security records. If these names do not match, your refund may be delayed.

If you file joint returns, write the names in the same order every year.

Write any descriptions (e.g., Jr., III, etc.) after your last name.

You must also write the first four letters of your last name in the boxes provided. If you are married, you must also write the first four letters of your spouse's last name in the boxes provided whether joint or separate returns are filed.

## Address

Write your current mailing address in the space provided. If you receive your mail "in care of" someone else (i.e., your mail is sent to an address belonging to someone other than yourself), fill in that person's name in the space provided.

If your address is outside the United States or its possessions or territories, enter the city in the space provided for "City, town or post office," and enter the postal code in the space provided for "Postal/ZIP code." Enter the province and/or state, and the name of the country in the space provided. **Do not** abbreviate the country name.

## Social Security Number

Write your social security number in the boxes provided. If you are married, you must also write your spouse's social security number in the boxes provided whether joint or separate returns are filed. Your social security numbers must be written in the same order as your names are written on your return.

Also enter your social security number, and your spouse's social security number if you are married and filing a joint return, at the top of Form N-15, pages 2, 3, and 4.

If you are an alien and were issued an individual taxpayer identification number (ITIN) by the IRS, enter your ITIN in the boxes provided for the social security number. If you have applied for an ITIN but the IRS has not yet issued the ITIN, write "ITIN Applied For" in the space **below** the "THIS SPACE RESERVED" box.

## Filing Status

Fill in oval 1, 2, 3, 4, or 5 as appropriate. Fill in only one oval.

**Note:** *Civil union couples have the same tax filing status options as married couples.*

**Note:** *More than one filing status may apply to you. Choose the one that will give you the lowest tax. Your Hawaii filing status may or may not be the same as your federal filing status.*

## Single

**Note:** *Civil union couples may not choose "single" as their filing status.*

You can fill in oval 1 if any of the following was true on December 31, 2017.

- You were never married.
- You were legally separated according to your state's law under a decree of divorce or separate maintenance. But if, at the end of 2017, your divorce was not final (an interlocutory decree), you are considered married and cannot fill in oval 1.
- You were widowed before January 1, 2017, and did not remarry before the end of 2017. If you have a dependent child, you may be able to use the qualifying widow(er) filing status. See *Qualifying Widow(er) With Dependent Child* on page 9.

If you are unmarried and provide a home for certain other persons, you may be able to file as Head of Household. See *Head of Household* on this page.

## Married Filing Joint Return

You can fill in oval 2 if any of the following apply.

- You were married at the end of 2017, even if you did not live with your spouse at the end of 2017.
- Your spouse died in 2017 and you did not remarry in 2017.

- You were married at the end of 2017, and your spouse died in 2018 before filing a 2017 return.

If you are married and file a joint return, both you and your spouse must report all of your income, exemptions, deductions, and credits on your joint return. You can file a joint return even if only one of you had income or if you did not live together all year. However, both of you must sign the return.

If you file a joint return, both you and your spouse are generally responsible for the tax, interest, and penalties due on the return. This means that if one spouse does not pay the tax due, the other may have to.

**Note:** *If you and your spouse file a joint return for the year and later decide to file separately, both you and your spouse **MUST** file amended returns on or before the due date of the original return (April 20). You may **not change your filing status from married filing jointly to married filing separately after that date.***

If your spouse died in 2017 or in 2018 before filing a return for 2017, see *Death of Taxpayer* on page 6.

**Special Rule for Nonresidents or Part-Year Residents Who File a Joint Return With a Hawaii Resident on Form N-11.** If at the end of the taxable year you were a nonresident (but you were a U.S. resident) or a part-year resident who is married to a full-year Hawaii resident, you may choose to file a joint return with your resident spouse. By filing a joint return, however, you and your spouse will be taxed on your combined worldwide income for the entire year.

**Special Rule for Nonresidents or Part-Year Residents Who File a Joint Return With a Part-Year Resident on Form N-15.** If at the end of the taxable year you were a nonresident (but you were a U.S. resident) or a part-year resident who is married to a part-year resident, you may choose to file a joint return with your part-year resident spouse. By filing a joint return, you and your spouse will be taxed on your combined worldwide income for the period in which the part-year resident is a Hawaii resident.

**Special Rule for Nonresident Aliens and Dual-Status Aliens.** Generally, a married couple cannot file a joint return if either spouse is a nonresident alien at any time during the year. However, if you were a nonresident alien or a dual-status alien and were married to a U.S. citizen or resident alien at the end of 2017, you can elect to be treated as a resident alien and file a joint federal return. See federal Publication 519 for details. If you and your spouse have made that election on your federal return, you also may choose to file a joint Hawaii return. By filing a joint return, you and your spouse will be taxed on your combined worldwide income.

**Note:** *For purposes of filing a joint return, common law marriages are not recognized under Hawaii law unless they began in a state which permits common law marriages.*

## Married Filing Separate Return

If you are married and file a separate return, you generally report only your own income, exemptions, deductions, and credits. Generally, you are responsible only for the tax on your own income.

However, you will usually pay more tax than if you use another filing status for which you qualify. Also, if you file a separate return, you cannot take the student loan interest deduction or the credit for child and dependent care expenses. You also cannot take the standard deduction if your spouse itemizes deductions.

If you file a separate return, write your spouse's full name in the space after oval 3. Also, write the first four letters of your spouse's last name and your spouse's social security number in the boxes provided.

If your spouse does not file a Hawaii tax return, you may be able to claim the exemption for your spouse. See the instructions for line 6b.

If you were married in 2017, had a child living with you, and lived apart from your spouse during the last six months of 2017, you may be able to file as Head of Household. See *Married persons who live apart* on page 9.

**Special Rule for Nonresident Aliens and Dual-Status Aliens.**—Married nonresident aliens must file separate returns. However, if you were a nonresident alien or a dual-status alien and were married to a U.S. citizen or resident alien at the end of 2017, you can elect to be treated as a resident alien and file a joint federal return. See federal Publication 519 for details. If you and your spouse have made that election on your federal return, you also may choose to file a joint Hawaii return. By filing a joint return, you and your spouse will be taxed on your combined worldwide income.

## Head of Household

**Note:** *Since this filing status is for unmarried individuals who provide a home for certain other persons, a person in a civil union may not choose "head of household" as their filing status. However, a person in a civil union may file as "head of household" if the person is considered unmarried because they lived apart from their civil union partner for the last six months of 2017 and they meet the other rules under Married persons who live apart on page 9.*



This filing status is for unmarried individuals who provide a home for certain other persons. You are considered unmarried for this purpose if any of the following applies.

- You were legally separated according to your state's law under a decree of divorce or separate maintenance at the end of 2017. But if, at the end of 2017, your divorce was not final (an interlocutory decree), you are considered married.
- You are married but lived apart from your spouse for the last six months of 2017 and you meet the other rules under *Married persons who live apart* on this page.
- You are married to a nonresident alien at any time during the year and you do not choose to treat him or her as a resident alien.

Fill in the oval on line 4 only if you are unmarried (or considered unmarried) and either Test 1 or Test 2 applies.

**Test 1.** You paid over half the cost of keeping up a home that was the main home for all of 2017 of your parent whom you can claim as a dependent, except under a multiple support agreement (see page 11). Your parent did not have to live with you.

**Test 2.** You paid over half the cost of keeping up a home in which you lived and in which one of the following also lived for more than half of the year (if half or less, see *Exception to time lived with you* on this page).

1. Any person whom you can claim as a dependent. But do not include:
  - a. Your child whom you claim as your dependent because of the rule for *Children of divorced or separated parents* on page 10,
  - b. Any person who is your dependent only because he or she lived with you for all of 2017, or
  - c. Any person you claimed as a dependent under a multiple support agreement. See page 11.
2. Your unmarried qualifying child who is not your dependent.
3. Your married qualifying child who is not your dependent only because you can be claimed as a dependent on someone else's 2017 return.
4. Your qualifying child who, even though you are the custodial parent, is not your dependent because of the rule for *Children of divorced or separated parents* on page 10.

If the child is not claimed as your dependent, enter the child's name on line 4.

**Qualifying child.** To find out if someone is your qualifying child, see Step 1 of the line 6c instructions on page 10.

**Dependent.** To find out if someone is your dependent, see the instructions for line 6c that begin on page 10.

**Exception to time lived with you.** Temporary absences by you or the other person for special circumstances, such as school, vacation, business, medical care, military service, or detention in a juvenile facility, count as time lived in the home. Also see *Kidnapped child* on page 11, if applicable.

If the person for whom you kept up a home was born or died in 2017, you still may be able to file as head of household. If the person is your qualifying child, the child must have lived with you for more than half the part of the year he or she was alive. If the person is anyone else, see federal Publication 501.

**Keeping up a home.** To find out what is included in the cost of keeping up a home, see federal Publication 501.

If you used payments you received under Temporary Assistance for Needy Families (TANF) or other public assistance programs to pay part of the cost of keeping up your home, you cannot count them as money you paid. However, you must include them in the total cost of keeping up your home to figure if you paid over half the cost.

**Special Rule for Nonresident Aliens and Dual-Status Aliens.**—If you were a nonresident alien or dual-status alien during the tax year, you cannot file as Head of Household.

**Married persons who live apart.** Even if you were not divorced or legally separated at the end of 2017, you are considered unmarried if all of the following apply.

- You lived apart from your spouse for the last six months of 2017. Temporary absences for special circumstances, such as for business, medical care, school, or military service, count as time lived in the home.
- You file a separate return from your spouse.
- You paid over half the cost of keeping up your home for 2017.
- Your home was the main home of your child, stepchild, or foster child for more than half of 2017 (if half or less, see *Exception to time lived with you* on this page).
- You can claim this child as your dependent or could claim the child except that the child's other parent can claim him or her under the rule for *Children of divorced or separated parents* on page 10.

**Adopted child.** An adopted child is always treated as your own child. An adopted child includes a child lawfully placed with you for legal adoption.

**Foster child.** A foster child is any child placed with you by an authorized placement agency or by judgment, decree, or other order of any court of competent jurisdiction.

**Special Rule for Nonresident Aliens and Dual-Status Aliens.**—If you were a nonresident alien or dual-status alien during the tax year, the special rules for *Married persons who live apart* will not apply to you unless you meet all of the tests previously stated, and you are a resident of Canada or Mexico. If you are considered unmarried under these rules, you may file as a single individual. You cannot file as Head of Household.

## Qualifying Widow(er) With Dependent Child

You can fill in oval 5 and use joint return tax rates for 2017 if all of the following apply.

- Your spouse died in 2015 or 2016 and you did not remarry before the end of 2017.
- You have a child or stepchild you can claim as a dependent. This does not include a foster child.
- This child lived in your home for all of 2017. If the child did not live with you for the required time, see *Exception to time lived with you*, below.
- You paid over half the cost of keeping up your home.
- You could have filed a joint return with your spouse the year he or she died, even if you did not actually do so.

If your spouse died in 2017, you cannot file as qualifying widow(er) with dependent child. Instead, see the instructions for *Married Filing Joint Return* on page 8.

**Adopted child.** An adopted child is always treated as your own child. An adopted child includes a child lawfully placed with you for legal adoption.

**Dependent.** To find out if someone is your dependent, see the instructions for line 6c that begin on page 10.

**Exception to time lived with you.** Temporary absences by you or the child for special circumstances, such as school, vacation, business, medical care, military service, or detention in a juvenile facility, count as time lived in the home. Also see *Kidnapped child* on page 11, if applicable.

A child is considered to have lived with you for all of 2017 if the child was born or died in 2017 and your home was the child's home for the entire time he or she was alive.

**Keeping up a home.** To find out what is included in the cost of keeping up a home, see federal Publication 501.

If you used payments you received under Temporary Assistance for Needy Families (TANF) or other public assistance programs to pay part of the cost of keeping up your home, you cannot count them as money you paid. However, you must include them in the total cost of keeping up your home to figure if you paid over half the cost.

**Note:** See *Death of Taxpayer* on page 6 for more information.

**Special Rule for Nonresident Aliens and Dual-Status Aliens.**—The special rules for Qualifying Widow(er) With Dependent Child will not apply unless the surviving spouse meets all of the tests previously stated, and was a resident alien or U.S. citizen the year their spouse died. The residency status refers to the surviving spouse's actual status, and not the election that some nonresident aliens make to be taxed as U.S. residents.

---

## Exemptions

### Line 6a

#### Yourself

Fill in the oval on line 6a if no one can claim you as a dependent on another person's tax return. If you can be claimed as a dependent on another person's tax return, do not fill in the oval on line 6a. Instead, fill in the oval under line 37. Fill in the oval for "Age 65 or over" if you are age 65 or over as of January 1, 2018.

### Line 6b

#### Spouse

Fill in the oval on line 6b if either of the following applies.

1. Your filing status is married filing jointly and your spouse cannot be claimed as a dependent on another person's return.
2. You were married at the end of 2017, your filing status is married filing separately, and both of the following apply.
  - a. Your spouse had no income and is not filing a return.

b. Your spouse cannot be claimed as a dependent on another person's return.

If your spouse meets these qualifications, fill in the oval under line 6b.

If you became divorced or legally separated during 2017, you cannot take an exemption for your former spouse.

Fill in the oval for "Age 65 or over" if your spouse was age 65 or over as of January 1, 2018 and your filing status is married filing jointly.

**Death of your spouse.** If your spouse died in 2017 and you did not remarry by the end of 2017, fill in the ovals on line 6b for the exemptions you could have taken for your spouse on the date of death. See the instructions for *Death of Taxpayer* on page 6.

Enter the number of ovals filled on lines 6a and 6b.

## Lines 6c and 6d

### Children and Other Dependents

Enter on lines 6c and 6d the full names, social security numbers, and relationship for your dependent children and other dependents. Each dependent must have a social security number. If you have more than six dependents, attach a statement with the required information. Enter the number of your dependent children listed in the box for line 6c. Enter the number of other dependents listed in the box for line 6d.

Follow the steps below to find out if a person qualifies as your dependent.

#### Step 1 Do You Have a Qualifying Child?

**A qualifying child is a child who is your:**

- Son, daughter, stepchild, foster child, brother, sister, stepbrother, stepsister, half brother, half sister, or a descendant of any of them (for example, your grandchild, niece, or nephew), and
- Was under age 19 at the end of 2017 and younger than you (or your spouse, if filing jointly), or under age 24 at the end of 2017, a student, and younger than you (or your spouse, if filing jointly), or any age and permanently and totally disabled, and
- Who did not provide over half of his or her own support for 2017, and
- Who is not filing a joint return for 2017 or is filing a joint return for 2017 only to claim a refund of withheld income tax or estimated tax paid, and
- Who lived with you for more than half of 2017. If the child did not live with you for the required time, see *Exception to time lived with you* on page 11.

1. Do you have a child who meets the conditions to be your qualifying child?

**Yes.** Go to Step 2.

**No.** Go to Step 3.

#### Step 2 Is Your Qualifying Child Your Dependent?

1. Was the child a U.S. citizen, U.S. national, U.S. resident alien, or a resident of Canada or Mexico? If the child was adopted, see *Exception to citizen test* on page 11.

**Yes.** Go to Question 2.

**No.** Stop. You cannot claim this child as a dependent.

2. Was the child married?

**Yes.** See *Married person* on page 11.

**No.** Go to Question 3.

3. Could you, or your spouse if filing jointly, be claimed as a dependent on someone else's 2017 tax return?

**Yes.** You cannot claim any dependents. Go to Form N-15, line 7.

**No.** You can claim this child as a dependent.

#### Step 3 Is Your Qualifying Relative Your Dependent?

**A qualifying relative is a person who is your:**

- Son, daughter, stepchild, foster child, or a descendant of any of them (for example, your grandchild), or  
Brother, sister, half brother, half sister, or a son or daughter of any of them (for example, your niece or nephew), or

Father, mother, or an ancestor or sibling of either of them (for example, your grandmother, grandfather, aunt, or uncle), or

Stepbrother, stepsister, stepfather, stepmother, son-in-law, daughter-in-law, father-in-law, mother-in-law, brother-in-law, or sister-in-law, or

Any other person (other than your spouse) who lived with you all year as a member of your household if your relationship did not violate local law. If the person did not live with you for the required time, see *Exception to time lived with you* on page 11, and

- Who was not a qualifying child of any taxpayer for 2017. For this purpose, a person is not a taxpayer if he or she is not required to file a Hawaii income

tax return and either does not file such a return or files only to get a refund of withheld income tax or estimated tax paid, and

- Who had gross income of less than \$4,050 in 2017. If the person was permanently and totally disabled, see *Exception to gross income test* on page 11, and
- For whom you provided over half of his or her support in 2017. But see *Children of divorced or separated parents* on this page, and *Multiple support agreements* and *Kidnapped child* on page 11.

1. Does any person meet the conditions to be your qualifying relative?

**Yes.** Go to Question 2.

**No.** Stop. Go to Form N-15, line 7.

2. Was your qualifying relative a U.S. citizen, U.S. national, U.S. resident alien, or a resident of Canada or Mexico? If your qualifying relative was adopted, see *Exception to citizen test* on page 11.

**Yes.** Go to Question 3.

**No.** Stop. You cannot claim this person as a dependent.

3. Was your qualifying relative married?

**Yes.** See *Married person* on page 11.

**No.** Go to Question 4.

4. Could you, or your spouse if filing jointly, be claimed as a dependent on someone else's 2017 tax return?

**Yes.** Stop. You cannot claim any dependents. Go to Form N-15, line 7.

**No.** You can claim this person as a dependent.

### Definitions and Special Rules.

**Adopted child.** An adopted child is always treated as your own child. An adopted child includes a child lawfully placed with you for legal adoption.

**Children of divorced or separated parents.** A child will be treated as the qualifying child or qualifying relative of his or her noncustodial parent if all of the following conditions apply.

1. The parents are divorced, legally separated, separated under a written separation agreement, or lived apart at all times during the last six months of 2017 (whether or not they are or were married).
2. The child received over half of his or her support for 2017 from the parents (and the rules on *Multiple support agreements*, on page 11, do not apply). Support of a child received from a parent's spouse is treated as provided by the parent.
3. The child is in custody of one or both of the parents for more than half of 2017.
4. Either of the following applies.

a. The custodial parent signs federal Form 8332 or a substantially similar statement that he or she will not claim the child as a dependent for 2017, and the noncustodial parent includes a copy of the form or statement with his or her return. If the divorce decree or separation agreement went into effect after 1984 and before 2009, the noncustodial parent may be able to include certain pages from the decree or agreement instead of federal Form 8332. See *Post-1984 and pre-2009 decree or agreement* and *Post-2008 decree or agreement*.

b. A pre-1985 decree of divorce or separate maintenance or written separation agreement between the parents provides that the noncustodial parent can claim the child as a dependent, and the noncustodial parent provides at least \$600 for support of the child during 2017.

If conditions (1) through (4) apply, only the noncustodial parent can claim the child for purposes of the dependency exemption. However, this does not allow the noncustodial parent to claim head of household filing status, the credit for child and dependent care expenses, or the exclusion for dependent care benefits. See federal Publication 501 for details.

**Custodial and noncustodial parents.** The custodial parent is the parent with whom the child lived for the greater number of nights in 2017. The noncustodial parent is the other parent. If the child was with each parent for an equal number of nights, the custodial parent is the parent with the higher federal adjusted gross income. See federal Publication 501 for an exception for a parent who works at night, rules for a child who is emancipated under state law, and other details.

**Post-1984 and pre-2009 decree or agreement.** The decree or agreement must state all three of the following.

1. The noncustodial parent can claim the child as a dependent without regard to any condition, such as payment of support.
2. The other parent will not claim the child as a dependent.
3. The years for which the claim is released.

The noncustodial parent must include all of the following pages from the decree or agreement.

- Cover page (include the other parent's social security number on that page).

- The pages that include all the information identified in (1) through (3) above.
- Signature page with the other parent's signature and date of agreement.

You must include the required information even if you filed it with your return in an earlier year.

**Post-2008 decree or agreement.** If the divorce decree or separation agreement went into effect after 2008, the noncustodial parent cannot include pages from the decree or agreement instead of federal Form 8332. The custodial parent must sign either federal Form 8332 or a substantially similar statement the only purpose of which is to release the custodial parent's claim to an exemption for a child, and the noncustodial parent must include a copy with his or her return. The form or statement must release the custodial parent's claim to the child without any conditions. For example, the release must not depend on the noncustodial parent paying support.

**Release of exemption revoked.** A custodial parent who has revoked his or her previous release of a claim to exemption for a child must include a copy of the revocation with his or her return. For details, see federal Form 8332.

**Exception to citizen test.** If you are a U.S. citizen or U.S. national and your adopted child lived with you all year as a member of your household, that child meets the requirement to be a U.S. citizen.

**Exception to gross income test.** If your relative (including a person who lived with you all year as a member of your household) is permanently and totally disabled (defined on this page), certain income for services performed at a sheltered workshop may be excluded for this test. For details, see federal Publication 501.

**Exception to time lived with you.** Temporary absences by you or the other person for special circumstances, such as school, vacation, business, medical care, military service, or detention in a juvenile facility, count as time the person lived with you. Also see *Children of divorced or separated parents* on page 10, or *Kidnapped child* on this page.

If the person meets all other requirements to be your qualifying child but was born or died in 2017, the person is considered to have lived with you for more than half of 2017 if your home was this person's home for more than half the time he or she was alive in 2017.

Any other person is considered to have lived with you for all of 2017 if the person was born or died in 2017 and your home was this person's home for the entire time he or she was alive in 2017.

**Foster child.** A foster child is any child placed with you by an authorized placement agency or by judgment, decree, or other order of any court of competent jurisdiction.

**Kidnapped child.** If your child is presumed by law enforcement authorities to have been kidnapped by someone who is not a family member, you may be able to take the child into account in determining your eligibility for head of household or qualifying widow(er) filing status, and the dependency exemption. See federal Publication 501.

**Married person.** If the person is married and files a joint return, you cannot claim that person as your dependent. However, if the person is married but does not file a joint return or files a joint return only to claim a refund of withheld income tax or estimated tax paid, you may be able to claim him or her as a dependent. See federal Publication 501. In that case, go to Step 2, Question 3, on page 10 (for a qualifying child) or Step 3, Question 4, on page 10 (for a qualifying relative).

**Multiple support agreements.** If no one person contributed over half of the support of your relative (or a person who lived with you all year as a member of your household) but you and another person(s) provided more than half of your relative's support, special rules may apply that would treat you as having provided over half of the support. For details, see federal Publication 501.

**Permanently and totally disabled.** A person is permanently and totally disabled if, at any time in 2017, the person cannot engage in any substantial gainful activity because of a physical or mental condition and a doctor has determined that this condition has lasted or can be expected to last continuously for at least a year, or can be expected to lead to death.

**Qualifying child of more than one person.** Even if a child meets the conditions to be the qualifying child of more than one person, only one person can claim the child as a qualifying child for the (1) dependency exemption, (2) head of household filing status, (3) credit for child and dependent care expenses, and (4) exclusion for dependent care benefits, unless the special rule for *Children of divorced or separated parents* on page 10 applies.

No other person can take any of the four tax benefits listed above unless he or she has a different qualifying child. If you and any other person can claim the child as a qualifying child, the following rules apply.

- If only one of the persons is the child's parent, the child is treated as the qualifying child of the parent.
- If the parents file a joint return together and can claim the child as a qualifying child, the child is treated as the qualifying child of the parents.

- If the parents do not file a joint return together but both parents claim the child as a qualifying child, the child will be treated as the qualifying child of the parent with whom the child lived for the longer period of time in 2017. If the child lived with each parent for the same amount of time, the child will be treated as the qualifying child of the parent who had the higher federal adjusted gross income (AGI) for 2017.

- If no parent can claim the child as a qualifying child, the child is treated as the qualifying child of the person who had the highest federal AGI for 2017.

- If a parent can claim the child as a qualifying child but no parent does so claim the child, the child is treated as the qualifying child of the person who had the highest federal AGI for 2017, but only if that person's federal AGI is higher than the highest federal AGI of any parent of the child who can claim the child.

**Example.** Your daughter meets the conditions to be a qualifying child for both you and your mother. Your daughter does not meet the conditions to be a qualifying child of any other person, including her other parent. Under the rules just described, you can claim your daughter as a qualifying child for all of the four tax benefits listed above for which you otherwise qualify. Your mother cannot claim any of the four tax benefits listed above unless she has a different qualifying child. However, if your mother's federal AGI is higher than yours and you do not claim your daughter as a qualifying child, your daughter is the qualifying child of your mother.

If you will be claiming the child as a qualifying child, go to Step 2 on page 10. Otherwise, stop; you cannot claim any benefits based on this child.

**Student.** A student is a child who during any part of five calendar months of 2017 was enrolled as a full-time student at a school, or took a full-time, on-farm training course given by a school or a state, county, or local government agency. A school includes a technical, trade, or mechanical school. It does not include an on-the-job training course, correspondence school, or school offering courses only through the Internet.

**Birth or Death of Dependent.** You can take an exemption for a dependent who was born or who died during the taxable year if he or she met the tests for a dependent while alive. This means that a baby who lived only a few minutes can be claimed as a dependent.

## Line 6e

Add the numbers you entered in the boxes for 6a, 6b, 6c, and 6d. Enter the total in the box on line 6e.

## Step 7

### Fill in your return.

Line-By-Line instructions for filling in Form N-15 begin on this page and end on page 35. Please read and follow the instructions carefully.

---

## Line-By-Line Instructions— Form N-15

---

### Lines 7 through 35

Form N-15 has two columns for lines 7 through 35; Total Income, Column A and Hawaii Income, Column B.

**You must report in Column A,** your total income (regardless of source) and adjustments to your total income as if you were a full year Hawaii resident. Your total income and adjustments may not be the same as that reported on your federal income tax return. For example, social security benefits should not be reported in Column A.

If you are a **nonresident, report in Column B,** only income derived from Hawaii sources and the allowable adjustments to your Hawaii income.

If you are a **part-year resident, report in Column B,** your total income (regardless of source) and adjustments to your total income during the period of residency, and only income derived from Hawaii sources and the allowable adjustments to your Hawaii income for the period of nonresidency.

The following is a general discussion of income from Hawaii sources, and allowable adjustments to Hawaii income.

---

## Income

Nonresidents should report in Column B, gross income from property owned, personal services performed, trade or business carried on, and every other source in the State (Hawaii). Part-year residents should report in Column B, gross income (regardless of source) for the period of residency, and gross income from property owned, personal services performed, trade or business carried on, and every other source in the State (Hawaii) for the period of nonresidency.

In determining whether income has its source in the State or outside the State, the following rules should be applied:

- The source of income from either real or tangible personal property, is the place where the property is “owned,” which means the place where the property has its situs.
- Intangible property will be deemed to have its situs at the place of the owner’s domicile, unless the property has acquired a business situs at another place, in which event, the place of the business situs is the place where the property is owned.
- Chattel real, such as a leasehold, has its situs where the real property is located.
- The source of income from carrying on a trade or business is the place where the trade or business is carried on. If the trade or business is carried on both within and without the State, the portion of the income attributable to the State should be determined as provided by section 235-5, HRS.
- Income from the performance of personal services has its source at the place where the services are performed.
- A gain or loss on the sale or other disposition of property has its source at the place where the property was owned, that is, where it had its situs, at the time of the sale or other disposition.

### Examples of Includable and Excludable Income

The following examples will help you understand what kind of Hawaii source income must be reported as Gross Income in the Hawaii Gross Income Column B of your income tax return during the period of nonresidency, and what items are exempt from tax.

### Examples of Income You Must Report

The following kinds of income should be reported on Form N-15, Column B, and related forms and schedules.

- Wages, including salaries, bonuses, commissions, fees, and tips.
- U.S. Cost of Living Allowances.
- Living Quarter Allowances.
- Interest on:
  - Hawaii tax refunds;
  - Interest received from an agreement of sale of real property located in Hawaii.
- Unemployment compensation benefits received from Hawaii.
- Temporary Disability Insurance Benefits received in Hawaii to the extent that such amounts:
  - are attributable to contributions by your employer which were not includable in your gross income, OR
  - are paid by your employer.
- Business expense reimbursements you received as an employee in Hawaii that are more than you spent for those expenses.
- Refunds of State and local taxes if you deducted the taxes in an earlier year and got a tax benefit. See details on page 14 of instructions.
- Gains or losses from the sale or exchange of Hawaii real estate, securities, or other property.
- Profits or losses from Hawaii businesses or professions.
- Your share of profits or losses from partnerships and small business corporations carried on in Hawaii.
- Your share of trust or estate income or losses from activities carried on in Hawaii.
- Rent from property located in Hawaii.
- Contest prizes with source in Hawaii.
- Certain alimony and separate maintenance payments. Refer to the instructions for *Alimony Paid* on page 20.
- Capital gains and losses from assets with situs in Hawaii.

#### Example: Hawaii Income of a Part-Year Resident.

T, an unmarried cash basis calendar year taxpayer, was a resident of Arizona on January 1, 2017. T moved to Hawaii on April 1, 2017, and continued to work as an insurance agent. T is a Hawaii resident for the remainder of 2017.

- 1) On March 20, 2017, T received \$20,000 as gain from the sale of Arizona real property held for investment. The \$20,000 gain is out-of-state income earned when T was a nonresident. None of it should be reported in Column B.
- 2) T earned commissions of \$25,000 for policies sold after April 1, 2017. The commissions are from a trade or business carried on in Hawaii, and are Hawaii source income. The commissions were earned when T was a Hawaii resident. All of these commissions should be reported in Column

- 3) T also earned initial and renewal commissions of \$12,000 for policies sold before April 1, 2017, \$4,000 of which T earned before April 1, 2017. The \$12,000 in commissions earned before April 1, 2017 is from a trade or business carried on in Arizona, and is thus out-of-state income. However, only \$4,000 was earned when T was a nonresident. The remaining \$8,000 should be reported in Column B.
- 4) Finally, T had signed a business consulting contract with one Arizona client, for which T was paid an additional \$1,200 for services rendered throughout the year. It cannot be determined whether the remaining \$1,200 in commission income was generated while T was a Hawaii resident. Thus, because T was a resident for nine months in 2017, 9/12 x \$1,200, or \$900, shall be reported in Column B unless T demonstrates otherwise to the satisfaction of the Department.

### Examples of Income You Do Not Report

- Pensions from a private employer pension plan you receive upon retirement where no employee contributions are involved.
- All Government payments and benefits made to veterans and their families.
- Dividends on veterans’ Government Insurance.
- Dividends from stocks. Generally, the source of income from an intangible asset (e.g., stock of a corporation) is the owner’s place of permanent residence or domicile. This means that a nonresident owning intangible assets and receiving income therefrom, even though the dividend may have been paid by a Hawaii corporation, would not be subject to Hawaii income tax because the nonresident’s permanent residence or domicile is not Hawaii. However, such income would be subject to Hawaii income tax if the intangible asset acquired a situs in Hawaii.
- Pension or annuity distributions from a public (i.e., government) retirement system (e.g., federal civil service annuity, military pension, state or county retirement system).
- Workers’ compensation, insurance, damages, etc., for bodily injury or sickness.
- Interest on Federal, Hawaii State and County municipal bonds. Also, U.S. Savings Bonds.
- Interest on bonds issued by the Governments of Puerto Rico, U.S. Virgin Islands, Guam, and American Samoa.
- Life insurance proceeds upon death.
- Federal Social Security benefits.
- Railroad Retirement Act benefits.
- Gifts, inheritances, bequests.
- Compensation by Hawaii or the U.S. to a patient affected with Hansen’s disease.
- Child support.
- Welfare benefits.
- Compensation for services as a member of the uniformed services of the U.S.
- Contributions to deferred compensation plans with respect to service for state and local governments or to an annuity purchased by qualified non-profit organizations and public schools.
- Royalties and other income derived from patents, copyrights, and trade secrets developed and arising out of a qualified high technology business.
- All income earned and proceeds derived from stock options or stock, including stock issued through the exercise of stock options or warrants, from a qualified high technology business or from a holding company of a qualified high technology business by an employee, officer, or director of the qualified high technology business, or investor who qualified for the high technology business investment tax credit.
- Amounts paid after 1999 as restitution payments made to Holocaust victims (or their heirs or estate).
- Amount of payment stipend waived by Department of Education coaches and dispensed to the school for the benefit of the coach’s team.
- Scholarship grants received by a student under the Nursing Scholars Program under section 304A-3304(d), HRS.
- All of the gain realized by a fee simple owner from the sale of a leased fee interest in units within a condominium project, cooperative project, or planned unit development, to the association of apartment owners or the residential cooperative corporation of the leasehold units.

### Rounding Off to Whole Dollars

The Department requires individual taxpayers to round off cents to the nearest whole dollar for all dollar entries on the tax return and schedules. To do so, drop amounts under 50 cents and increase amounts from 50 to 99 cents to the next dollar. For example: \$1.39 becomes \$1 and \$2.69 becomes \$3.

If you have to add two or more amounts to figure the amount to enter on a line, schedule, or worksheet, you may choose to use one of two methods. Once a method of rounding is established, you must use the same method throughout the return. The first method is to include the cents when adding and round off only the total. The other method is to round off each entry. For example: You received two W-2 forms, one showing Hawaii withholding of \$50.55 and one showing Hawaii withholding of \$185.73. For rounding method 1, show your total Hawaii withholding as \$236, (\$50.55 + \$185.73 = \$236.28 rounded to \$236). For rounding method 2, show your total Hawaii withholding as \$237, (\$50.55 rounded to \$51.00 + \$185.73 rounded to \$186.00 = \$51 + \$186 = \$237).

## Line 7

### Wages, Salaries, Tips, Etc.

**Note:** If you are a nonresident military spouse and you received (1) wages, salaries, tips, commissions, and other compensation for services performed in Hawaii as an employee; or (2) temporary disability insurance (TDI) benefits to replace wages, salaries, and other compensation for services performed in Hawaii as an employee, see *Special Instructions for Nonresident Military Spouses* on page 6.

Report as income any salaries, wages, or other compensation received by you, or available to you. You must report the full amount of your wages, salaries, fees, commissions, tips, bonuses, and other payments for your personal services even though taxes and other amounts have been withheld by your employer.

**Note:** You must report on line 7 all wages, etc., paid for your personal services, even if the income was signed over to a trust, (including an IRA), another person, a corporation, or tax exempt organization.

Include in this total:

- The amount shown on Form HW-2 in the box Total Wages. If you received federal Form W-2, report the amount in box 16, State wages, tips, etc. If you did not receive a Form HW-2 or federal Form W-2, see page 7, Step 1 of instructions.
- Tips received that you did not report to your employer. This should include any allocated tips shown in box 8 on your federal Form(s) W-2 unless you can prove a lesser amount with adequate records.
- Payment in merchandise, etc. — If your employer pays part or all of your wages in merchandise, services, stock or other things of value, you must determine the fair market value of such items and include it in your wages.
- Fair market value of meals and living quarters if given by your employer as a matter of your choice and not for your employer's convenience. (Don't report the value of meals given to you at work if they were provided for your employer's convenience. Also do not report the value of living quarters you had to accept as a condition of employment).
- Strike and lockout benefits paid by a union from union dues. Include cash and the fair market value of goods received. Don't report benefits that were meant as a gift.
- Amounts received as Cost of Living Allowance, Living Quarter Allowance, and Temporary Disability Insurance.
- The taxable portion of employer-paid dependent care benefits from Schedule X, Part II, line 16. If you are including these benefits, write "DCB" on the dotted line next to line 7.
- The taxable portion of employer-provided adoption benefits. Use the *Adoption Benefits Worksheet* on page 46 to help you figure the taxable portion. If you are including these benefits, write "AB" on the dotted line next to line 7.

Enter in Column A, the amount of salaries, wages, or other compensation earned from all sources that would be taxable if you were a full year Hawaii resident.

Nonresidents: Enter in Column B, the amount of salaries, wages, or other compensation earned for services rendered in Hawaii.

Part-year residents: Enter in Column B, the amount of salaries, wages, or other compensation earned from all sources for the period of residency; and the amount of salaries, wages, or other compensation earned for services rendered in Hawaii for the period of nonresidency.

## Line 8

### Interest Income

Report any interest you received or that was credited to your account so you could withdraw it. Each payer of interest should send you a federal Form 1099-INT or 1099-OID. If you were charged an interest penalty for early withdrawal of your savings, see the instructions for line 29 on page 20.

## Examples of Interest Income You MUST Report

You must report interest on:

- Accounts with banks, credit unions, and savings and loan associations.  
**Note:** Do not report interest earned on Individual Retirement Accounts, Individual Housing Accounts, Individual Development Accounts, Coverdell Education Savings Accounts, Qualified Tuition Programs, Medical Savings Accounts, Health Savings Accounts, and ABLE Accounts.
- Building and loan accounts.
- Notes and loans.
- Tax refunds (report only the interest on this line; also see the instructions for line 10).
- Bonds and debentures.

**Note:** Municipal bonds that are issued by another State are **taxable** in Hawaii. However, interest on Hawaii State and County municipal bonds, and bonds issued by the Governments of Puerto Rico, U.S. Virgin Islands, Guam, and American Samoa are **exempt** in Hawaii. Also, U.S. Savings Bonds and U.S. Treasury obligations are **exempt** in Hawaii. For more information about what kinds of obligations are exempt, see *Tax Information Release No. 84-1, "Taxability of Interest on U.S. Obligations."*

- Money market funds. But if the payer gives you a federal Form 1099-DIV, report the income as *dividends* on line 9.

Generally, the source of income from an intangible asset is the owner's place of permanent residence or domicile. This means that a nonresident owning intangible assets and receiving income (interest income, dividend income) therefrom, even though the interest income may have been paid by a Hawaii bank or the dividend may have been paid by a Hawaii corporation, would not be subject to Hawaii income tax because the nonresident's permanent residence or domicile is not Hawaii. However, such income would be subject to Hawaii income tax if the intangible asset acquired a situs in Hawaii, such as interest received on an agreement of sale of real property located in Hawaii, or dividends received by an S Corporation situated in Hawaii, which are passed through to the S Corporation's nonresident shareholders.

Enter in Column A, the amount of interest income derived from all sources that would be taxable if you were a full year Hawaii resident.

Nonresidents: Enter in Column B, the amount of interest income derived from intangible assets that have acquired a situs in Hawaii. Use the *Interest Worksheet* on page 41 to help you figure the amount of your taxable interest to enter in Column B.

Part-year residents: Enter in Column B, the amount of interest income derived from all sources for the period of residency; and the amount of interest income derived from intangible assets that have acquired a situs in Hawaii for the period of nonresidency. Use the *Interest Worksheet* on page 41 to help you figure the amount of your taxable interest to enter in Column B.

## Line 9

### Ordinary Dividends

**Note:** Dividends from stock, including stock issued through the exercise of stock options or warrants, from a qualified high technology business or from a holding company of a qualified high technology business by an employee, officer, or director of the qualified high technology business, or investor who qualified for the high technology business investment tax credit is excluded from Hawaii income taxes.

Enter your total ordinary dividends. Ordinary dividends are dividends that are paid out of earnings and profits and are ordinary income. Assume that any dividend you receive is an ordinary dividend unless the paying corporation tells you otherwise. Payers include nominees or other agents. Each payer should send you a federal Form 1099-DIV. (If the payer gives you a federal Form 1099-INT or 1099-OID, report the income as interest on line 8.)

### Do Not Report as Dividends

- Mutual insurance company dividends that reduced the premiums you paid.
- Amounts paid on deposits or accounts from which you could withdraw your money such as mutual savings banks, cooperative banks, and credit unions. These amounts are reported as interest on line 8.
- Stock dividends or stock splits. Although these distributions generally are not taxable to you, they may be taxable in certain situations. See federal Publication 17, "Your Federal Income Tax," for more information.
- Capital gain distributions. If your Form 1099-DIV shows capital gain distributions (Box 2a), that amount is reported on line 13.
- Nontaxable distributions. Some distributions are nontaxable because they are a return of your investment (Box 3 of federal Form 1099-DIV). They will not be taxed until you recover your cost (or other basis). You must reduce your cost (or other basis) by these distributions. After you get back all of your cost (or other basis), you must report these distributions as capital gains.

See the discussion for line 8 regarding the source of income from an intangible asset.

Enter in Column A, the amount of ordinary dividends derived from all sources that would be taxable if you were a full year Hawaii resident.

Nonresidents: Enter in Column B, the amount of ordinary dividends derived from intangible assets that have acquired a situs in Hawaii.

Part-year residents: Enter in Column B, the amount of ordinary dividends derived from all sources for the period of residency; and the amount of ordinary dividends derived from intangible assets that have acquired a situs in Hawaii for the period of nonresidency.

## Line 10

### Taxable Refunds of State and Local Income Taxes

**Note:** A refundable state tax credit (except for the refundable food/excise tax credit, credit for low-income household renters, credit for child and dependent care expenses, and credit for child passenger restraint system(s)) is subject to income tax to the extent the refundable credit exceeds the taxpayer's tax liability and results in a cash payment from the state. Because such a payment is not actually a refund of prior taxes paid, it is not treated as a tax refund potentially excludable under IRC section 111 (recovery of tax benefit items). Therefore, the State Tax Refund Worksheet on page 41 should not be used to determine the taxable portion of these refundable state tax credits. For more information, see Tax Information Release No. 2010-10, "Common Income Tax & General Excise Tax Issues Associated with the Renewable Energy Technologies Income Tax Credit, HRS § 235-12.5."

**Note:** None of your refund is taxable if, in the year you paid the tax, you either (a) did not itemize deductions, (b) elected to deduct state and local general sales taxes instead of state and local income taxes, or (c) did not deduct state and local income taxes because your federal adjusted gross income was above certain threshold amounts.

If you received a refund or credit in 2017 for state or local income taxes you paid before 2017, you may have to report it as income on your Hawaii income tax return. You should receive federal Form 1099-G, or a similar statement, showing the amount of the refund.

Any part of a refund for state or local income taxes paid before 2017 that you were entitled to receive in 2017 but chose to apply to your 2017 estimated state income tax is considered to have been received in 2017.

If you received a refund of 2016 taxes and you deducted state income taxes on line 38b of your 2016 Form N-15, figure the taxable portion of your refund using the State Tax Refund Worksheet on page 41. When completing the State Tax Refund Worksheet on page 41, enter an amount on line 2e only if the carryover of the residential construction and remodeling tax credit was claimed for construction or renovation costs for a residential unit that does not constitute business property. Enter the taxable portion on line 10, Columns A and B.

**Note:** If you are a part-year resident, and you received income tax refunds from other states, and you deducted the taxes paid to the other states as an itemized deduction on a prior year Hawaii return, include these amounts on line 1 of the State Tax Refund Worksheet on page 41.

If your refund included taxes from any previous year in which you itemized deductions, a similar calculation must be done for each previous year.

If part of your refund was interest, report that amount on Form N-15, line 8.

If your 2016 Hawaii adjusted gross income was over \$166,800 (\$83,400 for married taxpayers filing separately), you may be able to report a smaller amount of your tax refund as income because your itemized deductions were reduced in 2016. To compute the proper amount, see federal Publication 525, "Taxable and Nontaxable Income," under *Itemized deductions limited*. In the computation, however, the Hawaii standard deduction amounts must be used, the amount of the refund due to the Hawaii credits listed in the State Tax Refund Worksheet is subtracted, and the base amount for the limitation of itemized deductions remains at \$166,800 (\$83,400 for married taxpayers filing separately). If you use this calculation, enter the result on Form N-15, line 10, Columns A and B.

If your 2016 state and local income tax refund is more than your 2016 state and local income tax deduction minus the amount you could have deducted as your 2016 state and local general sales taxes, see federal Publication 525, "Taxable and Nontaxable Income," under *Itemized Deduction Recoveries*.

## Line 11

### Alimony Received

Alimony or separate maintenance payments that you received are taxable income to you. Report this income on line 11. However, if you received pay-

ments while you were a nonresident, a special rule may apply. See section 18-235-5-03(e), Hawaii Administrative Rules.

If you received payments under a divorce or separation instrument executed after 1984, see the instructions for line 30 for information on the rules that apply in determining whether these payments qualify as alimony.

Enter in Column A, the amount of alimony received from all sources that would be taxable if you were a full year Hawaii resident.

Nonresidents: Enter in Column B, the amount of alimony received from a contributing spouse who is a resident, and where the payments are attributable to property owned in Hawaii that is transferred (in trust or otherwise) in discharge of a legal obligation to make alimony payments.

Part-year residents: Enter in Column B, the amount of alimony received from all sources for the period of residency; and the amount of alimony received as discussed above for nonresidents for the period of nonresidency.

## Line 12

### Business or Farm Income or (Loss)

**Note:** If you are a nonresident military spouse and you received income from your sole-proprietorship or single member limited liability company (LLC) and the income is directly and solely attributable to services performed in Hawaii by you, see Special Instructions for Nonresident Military Spouses on page 6.

If you operated a business or practiced a profession as a sole proprietorship (or an entity classified as a sole proprietorship), this line is used to report the net income or loss from the business. Farming income or losses are also reported on this line.

If your business consists of renting property, report it on line 17.

If you receive royalty income, report it on line 17.

Enter your net income or loss. Net income or loss can be calculated on federal Schedules C, C-EZ, or F.

For expenses that are part business and part personal, deduct only the business part. For example, if only half of your car usage was for business, deduct only half of the cost of operating the car. Deduct interest, taxes, and casualty losses not related to your business as itemized deductions. See the instructions for Form N-15, lines 38a to 38f.

Sales, exchanges, and involuntary conversions (including casualty or theft) of trade or business property may give rise to ordinary income or (loss), or capital gain or (loss). Report ordinary income or losses on line 14. Report capital gains or losses on line 13.

**Note:** If you conduct business in Hawaii and another state or country, you determine the Hawaii portion of that business income by using the "three factor formula," which is generally based on the average percentage in Hawaii of your property, payroll, and sales.

Enter in Column A, the amount of business or farm income or (loss) from all sources that would be taxable if you were a full year Hawaii resident. If the amount is a loss, shade the minus (-) in the box to the left of the amount boxes.

Nonresidents: Enter in Column B, the amount of business or farm income or (loss) with situs in Hawaii. If the amount is a loss, shade the minus (-) in the box to the left of the amount boxes.

Part-year residents: Enter in Column B, the amount of business or farm income or (loss) from all sources for the period of residency; and the amount of business or farm income or (loss) with situs in Hawaii for the period of nonresidency. If the amount is a loss, shade the minus (-) in the box to the left of the amount boxes.

### Information Returns

You may have to file information returns for wages paid to employees, certain payments of fees and other non-employee compensation, interest, rents, royalties, annuities, and pensions. For more information, see the instructions for Form HW-3, Employer's Annual Return and Reconciliation of Hawaii Income Tax Withheld from Wages, and Form N-196, Annual Summary and Transmittal of Hawaii Information Returns.

## Line 13

### Capital Gain or (Loss)

**Note:** For taxable years beginning after December 31, 2007, and ending prior to January 1, 2018, all of the gain realized by a fee simple owner from the sale of a leased fee interest in units within a condominium project, cooperative project, or planned unit development, to the association of apartment owners or the residential cooperative corporation of the leasehold units is exempt from Hawaii income taxes.

Use lines 5 and 13 on the Capital Gains/Loss Worksheet on page 41 to reduce the individual's capital gain for these amounts reported on other lines of the Capital Gains/Loss Worksheet.

For purposes of this exemption, “fee simple owner” means the person who owns the fee simple title to the land which is leased, including a life tenant with a remainder over, vested or contingent, and a holder of a defeasible estate, and the holder’s heirs, successors, legal representatives, and assigns. A fee simple owner includes legal and equitable owners. “Leased fee interest” means all of the interests of the fee owner, lessor, and all legal and equitable owners of the land which is leased, other than the lessee’s interest as defined by chapter 516, HRS. “Legal and equitable owners” means the fee simple owner and all persons having legal or equitable interests in the fee or in the lessor’s leasehold estate, including mortgagees, developers, lienors, and sublessors, and their respective heirs, successors, legal representatives, and assigns. “Condominium project” means a real estate condominium project; a plan or project whereby a condominium of two or more units located within the condominium property regime have been sold or leased or are offered or proposed to be offered for sale or lease. “Cooperative project” means a real estate cooperative housing corporation project; a plan or project whereby two or more apartments located in a building owned by a cooperative housing corporation have been leased or are offered or proposed to be offered to be leased.

**Note:** Losses sustained from the sale of stocks or other interests issued through the exercise of the stock options or warrants granted by a qualified high technology business are deductible for Hawaii income tax purposes. Also, the sale of stock options or stock, including stock issued through the exercise of stock options or warrants, from a qualified high technology business or from a holding company of a qualified high technology business by an employee, officer, or director of the qualified high technology business, or investor who qualified for the high technology business investment tax credit is excluded from Hawaii income taxes.

This line is used to report:

- Gains or losses from the sale or involuntary conversion of capital assets not held for business or profit.
- Capital gain distributions reported on federal Form 1099-DIV.

The capital gains or losses from the following transactions may also be reported on this line, however, complete Schedule D-1 to determine whether the gain or loss is ordinary or capital. Ordinary income or loss is reported on line 14.

- The sale, exchange, or involuntary conversion (other than casualty or theft) of business property, certain depreciable and amortizable property, certain oil, gas and geothermal property, and IRC section 126 property.
- The involuntary conversion (other than casualty or theft) of capital assets held for business or profit.
- The disposition of other assets not mentioned above.

If property is involuntarily converted because of a casualty or theft, use federal Form 4684, Casualties and Thefts.

Enter in Column A, the amount of capital gains or losses derived from all sources that would be taxable if you were a full year Hawaii resident. If the amount is a loss, shade the minus (-) in the box to the left of the amount boxes.

**Nonresidents:** Enter in Column B, the amount of capital gains or losses on the disposition of capital assets with situs in Hawaii. If the amount is a loss, shade the minus (-) in the box to the left of the amount boxes. Use the *Capital Gain/Loss Worksheet* on page 41 to figure the amount of your capital gains or losses to enter in Column B. Before starting the worksheet, determine your **sales price** and **cost basis** for the capital assets you sold, and the gain or loss you realized for each capital asset.

**Part-year residents:** Enter in Column B, the amount of capital gains or losses derived from all sources for the period of residency; and the amount of capital gains or losses on the disposition of capital assets with situs in Hawaii for the period of nonresidency. If the amount is a loss, shade the minus (-) in the box to the left of the amount boxes. Use the *Capital Gain/Loss Worksheet* on page 41 to figure the amount of your capital gains or losses to enter in Column B. Before starting the worksheet, determine your **sales price** and **cost basis** for the capital assets you sold, and the gain or loss you realized for each capital asset.

## Capital Asset

Most property you own and use for personal purposes or investment is a capital asset. For example, your house, furniture, car, stocks, and bonds are capital assets.

A capital asset is any property owned by you except:

1. Stock in trade or other property included in inventory or held mainly for sale to customers.
2. Accounts or notes receivable:
  - a. For services rendered in the ordinary course of your trade or business,
  - b. For services rendered as an employee, or

- c. From the sale of stock in trade or other property included in inventory or held mainly for sale to customers.
3. Depreciable property used in your trade or business, even if it is fully depreciated.
4. Real estate used in your trade or business.
5. A copyright; a literary, musical, or artistic composition; a letter or memorandum; or similar property that is:
  - a. Created by your personal efforts,
  - b. Prepared or produced for you (in the case of a letter, memorandum, or similar property), or
  - c. Received under circumstances (such as by gift) that entitle you to the basis of the person who created the property or for whom the property was prepared or produced.
6. A U.S. Government publication, including the Congressional Record, that you received from the government for less than the normal sales price, or that you received under circumstances that entitle you to the basis of someone who received the publication for less than the normal sales price.
7. Certain commodities derivative financial instruments held by a dealer and connected to the dealer’s activities as a dealer.
8. Certain hedging transactions entered into in the normal course of your trade or business.
9. Supplies regularly used in your trade or business.

A transfer of patent rights is generally considered a sale or exchange of a capital asset held for more than one year.

A nonbusiness bad debt must be treated as a short-term capital loss.

## Short-Term or Long-Term

Separate your capital gains and losses according to how long you held or owned the property. The holding period for long-term capital gains and losses is more than one year. The holding period for short-term capital gains and losses is one year or less.

To figure the holding period, begin counting on the day after you acquired the property and include the day you disposed of it. For securities traded on an established securities market, your holding period begins the day after the trade date you bought the securities, and ends on the trade date you sold them.

## Capital Gain Distributions

If a dividend payor, such as a mutual fund company, reports a capital gain distribution to you on federal Form 1099-DIV, this amount is treated as a long-term capital gain regardless of how long you have held your shares. See federal Publication 550 for more details.

## Limits on Capital Losses

The limit on capital losses that can be applied against other income after offsetting capital gains is \$3,000. If you are married and filing separately, the limit is \$1,500.

Unused capital losses are carried over to later years until fully used (15 years carryforward for qualified high technology businesses).

The amount of your capital loss carryover is the amount of your capital loss that exceeds the lesser of:

- 1) Your allowable capital loss deduction for the year, or
- 2) Your taxable income increased by your allowable capital loss deduction for the year and your deduction for personal exemptions.

If your deductions exceed your gross income for the tax year, use your negative taxable income in computing the amount in item (2).

## Losses That Are Not Deductible

Do not deduct a loss from the sale or exchange of property directly or indirectly between any of the following:

- Members of a family.
- A corporation and an individual who directly (or indirectly) owns more than 50% of the corporation’s stock (unless the loss is from a distribution in complete liquidation of a corporation).
- A grantor and a fiduciary of a trust.
- A fiduciary and a beneficiary of the same trust.
- A fiduciary of a trust and a fiduciary (or beneficiary) of another trust if both trusts were created by the same grantor.
- An executor of an estate and a beneficiary of that estate, unless the sale or exchange was to satisfy a pecuniary bequest (that is, a bequest of a sum of money).
- An individual and a tax-exempt organization controlled directly (or indirectly) by the individual or the individual’s family.

- A corporation and a partnership if the same persons own more than 50% in value of the outstanding stock of the corporation and more than 50% of the capital interest or profits interest in the partnership.

If you sell or otherwise dispose of (1) an asset used in an activity to which the at-risk rules apply or (2) any part of your interest in an activity to which the at-risk rules apply, and you have amounts in the activity for which you aren't at risk, see the instructions for federal Form 6198. If the loss is allowable under the at-risk rules, it then may be subject to the passive activity rules. See federal Form 8582 and its instructions for details on reporting capital gains and losses from a passive activity.

### Special Cases

The following items may require special treatment:

- Transactions by a securities dealer.
- Bonds and other debt instruments.
- Certain real estate subdivided for sale that may be considered a capital asset.
- Gain on the sale of depreciable property to a more than 50%-owned entity or to a trust of which you are a beneficiary.
- Gain on the disposition of stock in domestic international sales corporations.
- Gain on the sale or exchange of stock in certain foreign corporations.
- Transfer of property to a partnership that would be treated as an investment company if the partnership was incorporated.
- Sales of stock received under a qualified public utility dividend reinvestment plan.
- Wash sales of stock or securities.
- Gain or loss from the closing or expiration of an option.
- Distributions received from an employee pension, profit-sharing, or stock bonus plan (see Form N-152, Tax on Lump-Sum Distributions).

### Transfer of Appreciated Property to a Political Organization

If you transfer property to a political organization when the fair market value of the property is more than your adjusted basis, treat the transaction as a property sale on the transfer date. Report the fair market value of the property at the time of the transfer as the sales price. Ordinary income or capital gains provisions apply as if a sale took place.

### Exchange of Like-Kind Property

Report the exchange of "like-kind" property on federal Form 8824, Like-Kind Exchanges, and attach the form to your return. You must report it even though no gain or loss is recognized when you exchange business or investment property for property of "like-kind." (This does not include property held primarily for sale. It also does not include stocks, bonds, notes, choses in action, certificates of trust or beneficial interest, or other securities or evidences of indebtedness or interest.)

### Small Business Stock

Subject to limitations, you may deduct the loss on the sale, exchange, or worthlessness of small business stock (IRC section 1244) as an ordinary loss on line 14. However, gains are reported as capital gains on this line.

### Disposition of Business Property

A sale or other disposition of property used in a trade or business, or of an interest in a partnership, may result in either ordinary income or loss, or capital gain or loss. Schedule D-1 should be used to determine whether the gain or loss is ordinary or capital. Ordinary income or loss is reported on line 14.

Also, if the capital goods excise tax credit has been taken on the property, some of the credit may be recaptured. See Form N-312 for further information.

### Sale of Your Home

Use Form N-103 to determine the gain or loss from the sale of your main home.

Report a taxable gain from the sale of your main home as a gain from the sale of a capital asset. A loss from such a sale is not deductible.

Your sale qualifies for exclusion of \$250,000 gain (\$500,000 if married filing jointly) if the following are true:

- You owned the home and used it as your main home during at least 2 of the last 5 years before the date of sale.
- You did not acquire the home through a like-kind exchange during the past 5 years.
- You did not claim any exclusion for the sale of a home that occurred during a 2-year period ending on the date of the sale of the home, the gain from which you now want to exclude.

See the instructions for Form N-103 for further information.

### Installment Sales

If you sold property at a gain, and are to receive any payment in a tax year after the year of sale, you must use the installment method and federal Form 6252, Installment Sale Income, unless you elect not to. Also use federal Form 6252 if you received a payment in 2017 from a sale made in an earlier year on the installment method.

You may not use the installment method to report income from the sale of stock or securities traded on an established securities market. All payments to be received under this type of sale are treated as received in the year of sale.

If you want to elect out of the installment method, report the full amount of the gain on a timely filed return (including extensions).

### Gains and Losses from Section 1256 Contracts and Straddles

For information on how to report gains and losses from regulated futures contracts and straddles, see federal Form 6781.

### Undistributed Long-term Capital Gains from Regulated Investment Companies

Include in income as a long-term capital gain the amount which constitutes your share of the undistributed capital gains of a regulated investment company. If a regulated investment company informs you that it has undistributed gains and has told you that it has paid tax to the State of Hawaii because of those gains, you may be entitled to a credit that should be claimed on Schedule CR, line 25b.

## Line 14

### Supplemental Gains or (Losses)

In general, this line is used to report:

- The sale or exchange of property used in your trade or business; depreciable and amortizable property; oil, gas, geothermal, or other mineral properties; and IRC section 126 property.
- The involuntary conversion (from other than casualty or theft) of property used in your trade or business and capital assets held in connection with a trade or business, or a transaction entered into for profit.
- The disposition of noncapital assets other than inventory or property held primarily for sale to customers in the ordinary course of your trade or business.

Enter in Column A, the amount of ordinary gains or losses derived from all sources that would be taxable if you were a full year Hawaii resident. If the amount is a loss, shade the minus (-) in the box to the left of the amount boxes.

Nonresidents: Enter in Column B, the amount of ordinary gains or losses on the disposition of assets with situs in Hawaii. If the amount is a loss, shade the minus (-) in the box to the left of the amount boxes.

Part-year residents: Enter in Column B, the amount of ordinary gains or losses derived from all sources for the period of residency; and the amount of ordinary gains or losses on the disposition of assets with situs in Hawaii for the period of nonresidency. If the amount is a loss, shade the minus (-) in the box to the left of the amount boxes.

## Line 15

### IRA Distributions

IRA distributions are not taxable to nonresidents, however, if a nonresident later becomes a resident of Hawaii, the amount of IRA distributions received after acquiring the Hawaii residency status may be taxable.

An IRA includes a traditional IRA, Roth IRA, simplified employee pension (SEP) IRA, and a savings incentive match plan for employees (SIMPLE) IRA.

For more information, see federal Publication 590-A, Contributions to Individual Retirement Arrangements (IRAs), and federal Publication 590-B, Distributions from Individual Retirement Arrangements (IRAs).

Enter in Column A, the amount of IRA distributions that would be taxable if you were a full year Hawaii resident.

Nonresidents: Enter zero in Column B.

Part-year residents: Enter in Column B, the amount of IRA distributions that would be taxable for the period of residency.



## Line 16

### Pensions and Annuities

**Note:** *Public Law 104-95, prohibits any state from imposing an income tax on the retirement income of any individual who is not a resident or domiciliary of that state.*

Use line 16 to report annuity income that is fully or partially taxable. Also use this line to report distributions from profit-sharing plans and employee-savings plans.

Enter in Column A, the amount that would be taxable if you were a full year Hawaii resident.

Nonresidents: Enter zero in Column B.

Part-year residents: Enter in Column B, the amount that would be taxable for the period of residency.

### Nontaxable Distributions

#### Employer-Funded Pension Plans

The following three types of distributions are not taxed by Hawaii and do not need to be reported on line 16:

- (1) Pension or annuity distributions from a public (i.e., government) retirement system (e.g., federal civil service annuity, military pension, state or county retirement system).
- (2) Distributions from a private employer pension plan received upon retirement (including early retirement and disability retirement) if the employee did not contribute to the pension plan.
- (3) Distributions from a pension plan at age 70-1/2 that are made to comply with the federal mandatory payout rule do qualify as a retirement payment whether or not the employee is still working full time.

Distributions from a private employer pension plan received upon retirement are partially taxed by Hawaii if the employee contributed to the pension plan.

#### Rollover IRAs

A rollover IRA is treated as a continuation of the original plan that provided the money that is rolled over. If distributions from the original plan would be characterized as a qualified distribution, distributions out of the rollover IRA need not be reported as well.

**Example** - An individual received a lump sum distribution from an employer-funded profit-sharing plan upon retirement. The individual did not contribute to the profit-sharing plan. The entire lump sum distribution was rolled over to an IRA. In 2017, the individual rolled over \$50,000 from the IRA to a Roth IRA. The entire amount rolled over to the Roth IRA represents the lump sum distribution received by the individual upon retirement and earnings thereon. Since the lump sum distribution that the individual received upon retirement qualifies as a pension, the amount rolled over from the regular IRA to the Roth IRA also qualifies as a pension. Therefore, the amount rolled over to the Roth IRA is exempt from Hawaii's income tax.

### Taxable Pensions and Annuities

#### Early Distributions

Early distributions from a pension plan that are subject to the 10 percent federal penalty tax do not qualify and are taxable. If you are receiving an early distribution, include the gross amount in line 16, Column A.

#### Deferred Compensation Plans

Distributions from a deferred compensation plan may be fully or partly taxable. A deferred compensation plan includes any plan in which the employee has a choice of whether to contribute money into the plan or take that amount in cash or property. Examples include 401(k) plans, salary reduction Simplified Employee Pension (SARSEP) plans, the Federal Thrift Savings Plan, and section 457 plans like the State of Hawaii Deferred Compensation Plan. Attach Schedule J (Form N-11/N-15/N-40) to figure the taxable amount to include in line 16, Column A.

#### Annuity Plans

Retirement vehicles that you fund yourself, such as annuity plans and Individual Retirement Accounts (IRAs) that are not funded through a Simplified Employee Pension (SEP) plan, are considered to be your own investments. Distributions from these plans may be fully or partly taxable, depending on whether your IRAs include deductible or nondeductible contributions. Attach Schedule J (Form N-11/N-15/N-40) to figure the taxable amount to include in line 16, Column A.

#### Rollover IRAs

A rollover IRA is treated as a continuation of the original plan that provided the money that is rolled over. If distributions from the original plan would be characterized as taxable, distributions out of the rollover IRA would be tax-

able as well. Attach Schedule J (Form N-11/N-15/N-40) to figure the taxable amount to include in line 16, Column A.

**Example** - An individual received a lump sum distribution from an employer-funded profit-sharing plan upon separation from service before retirement. The individual did not contribute to the profit-sharing plan. The entire lump sum distribution was rolled over to an IRA. In 2017, the individual rolled over \$50,000 from the IRA to a Roth IRA. The entire amount rolled over to the Roth IRA represents the lump sum distribution received by the individual upon separation from service and earnings thereon. Since the lump sum distribution that the individual received upon separation from service does not qualify as a pension (the distribution is not paid upon retirement, disability, or death), the amount rolled over from the regular IRA to the Roth IRA also does not qualify as a pension. Therefore, the amount rolled over to the Roth IRA is taxable for Hawaii's income tax.

### Hybrid Plans

If you received a distribution from a plan that is partly pension and partly deferred compensation, such as a 401(k) plan with a profit sharing component or an employer matching program, a SEP plan with employer contributions as well as a salary reduction option, or a similar hybrid plan, attach Schedule J (Form N-11/N-15/N-40) to figure the taxable amount to include in line 16, Column A.

### Lump-Sum Distributions

If you received a lump-sum distribution from a pension plan and you are electing to use the special 10-year averaging method, attach Schedule J (Form N-11/N-15/N-40) and Form N-152, Tax on Lump-Sum Distributions, to figure the taxable amount.

**Note:** *If your lump-sum distribution included capital gain amounts, you may be able to reduce your tax by including the capital gain amounts on Form N-152 and electing the capital gains treatment. See Form N-152 Instructions for more information.*

**Caution:** *Certain transactions, such as loans against your interest in a qualified plan, may be treated as taxable distributions.*

For more information on the taxation of pensions, see sections 18-235-7-02 to 18-235-7-03, Hawaii Administrative Rules, Tax Information Release No. 90-4, "Taxability of Benefit Payments from Pension Plan to Participants who Attain Age 70-1/2 as Required by the Internal Revenue Code (IRC) Section 401(a)(9)(C)," and Tax Information Release No. 96-5, "Taxation of Pensions Under the Hawaii Net Income Tax Law: Deferred Compensation Arrangements; Rollover IRAs; Sub-Accounts of Pension Plans; Social Security and Railroad Retirement Act Benefits; Limitation on Deductions for Contributions to a Nonqualified Plan."

## Line 17

### Rents, Royalties, Partnerships, Estates or Trusts

Enter your net income or loss from rents, royalties, partnerships, S corporations, estates, trusts, and REMICs. Net income or loss can be calculated on federal Schedule E.

Enter in Column A, the net income or loss from rents, royalties, partnerships, S corporations, estates, trusts, and REMICs from all sources that would be taxable if you were a full year Hawaii resident. If the amount is a loss, shade the minus (-) in the box to the left of the amount boxes.

Nonresidents: Enter in Column B, the net income or loss from rents, royalties, partnerships, S corporations, estates, trusts, and REMICs with situs in Hawaii. If the amount is a loss, shade the minus (-) in the box to the left of the amount boxes.

Part-year residents: Enter in Column B, the net income or loss from rents, royalties, partnerships, S corporations, estates, trusts, and REMICs from all sources for the period of residency; and the net income or loss from rents, royalties, partnerships, S corporations, estates, trusts, and REMICs with situs in Hawaii for the period of nonresidency. If the amount is a loss, shade the minus (-) in the box to the left of the amount boxes.

**Note:** *The paying entity may send you a Hawaii Schedule K-1 that will tell you how much income was Hawaii source income; if it does not, you still need to find this information out from the paying entity. For part-year residents, if you are unable to determine how much was earned during the period of residency, prorate it over the year. For example, if a part-year resident was a resident for four months and was told by a partnership that the resident's share of income was \$45,000, out of which \$15,000 was Hawaii source income, then the taxable portion would be \$15,000 Hawaii source income plus one-third (4 months / 12 months) of the non-Hawaii source income of \$30,000 (\$45,000 - \$15,000), for a total of \$25,000 (\$15,000 + 1/3 of \$30,000).*

## Line 18

### Unemployment Compensation

**Note:** *If you are a nonresident military spouse and you received unemployment insurance benefits to replace wages, salaries, and other compensation for services performed in Hawaii as an employee, see Special Instructions for Nonresident Military Spouses on page 6.*

Unemployment compensation (insurance) you received is taxable.

You should receive federal Form 1099-G, or similar statement, showing the total unemployment compensation paid to you during the year. For payments in 2017 you should receive this statement by January 31, 2018.

**Note:** *Supplemental unemployment benefits received from a company-financed supplemental unemployment benefit fund are wages. They are not considered unemployment compensation. Report these benefits on Form N-15, line 7.*

Enter in Column A, the amount of unemployment compensation received from all sources that would be taxable if you were a full year Hawaii resident.

Nonresidents: Enter in Column B, the amount of unemployment compensation received from Hawaii.

Part-year residents: Enter in Column B, the amount of unemployment compensation received from all sources for the period of residency; and the amount of unemployment compensation received from Hawaii for the period of nonresidency.

## Line 19

### Other Income

Use line 19 to report any income not reported elsewhere on your return or other schedules. List the nature, source, and amount of income. If there is more than one type of income, attach a separate sheet listing the nature, source, and amount of each type of income.

**Caution:** *Do not report any income from self-employment on line 19. If you do have any income from self-employment, you must report it on line 12.*

**Examples of income to be reported on line 19 are:**

- **Prizes, awards and gambling winnings.** Proceeds from lotteries, raffles, etc., are gambling winnings. You must report the full amount of your winnings on this line. You cannot offset losses against winnings and report the difference.

If you had any gambling losses, you may take them as a miscellaneous itemized deduction not subject to the 2% Hawaii AGI limitation on line 38f. However, you cannot deduct more losses than the winnings you report.

- **Reimbursement for items that you deducted in an earlier year**, such as medical expenses or real estate taxes, if the deduction reduced your tax.
- Amounts you recovered on **bad debts** that you deducted in an earlier year.
- **Fees received for jury duty and precinct election board duty.** These fees are taxable, but you may be able to deduct part or all of your jury duty pay if you were required to turn it over to your employer. See the instructions for line 34 on page 21.
- **Individual Housing Account (IHA) distributions.** If you purchased a principal residence with an Individual Housing Account (IHA), or you are notified by an IHA trustee that you have received a taxable distribution, report the taxable amount on line 19.

If you purchased residential property before January 1, 1990, with a distribution from an IHA, you must include in gross income in the year the property is sold, conveyed, or transferred an amount equal to the amount of the distribution, unless an election was made to include one-tenth of the distribution in gross income each year for ten years. In addition, a penalty is added to your gross income. Attach Form N-103, Sale of Your Home, to figure the additional gross income.

If you purchased residential property after December 31, 1989, you must include in gross income one-tenth of the distribution each year for ten years. If you sell the property purchased with an IHA distribution before the end of the ten-year period, the remaining amount of the distribution not previously reported must be included in gross income in the year of sale. In addition, a penalty is added to your tax liability. Attach Form N-103, Sale of Your Home, to figure the additional tax liability.

If you purchased residential property after December 31, 1996, with a distribution from an IHA established prior to January 1, 1990, and you have made the election to do so, you must include in gross income in the year the property is sold, conveyed, or transferred an amount equal to the amount of the distribution. In addition, a penalty is added to your gross income. Attach Form N-103, Sale of Your Home, to figure the additional gross income.

If you use an IHA distribution for any purpose other than to purchase a first principal residence in Hawaii, or if you borrow against the IHA for

such a purpose, the distribution (or the loan amount) is taxable, and a 10% penalty tax is imposed. The additional tax is the same amount shown in Box 4 of Form N-2, Distribution from an Individual Housing Account, and must be included on line 44.

If you establish an IHA and later marry a person owning residential property, the IHA will terminate and distribute all of the assets to you. In this case, you must include the total distribution in your gross income. No penalty tax is imposed, but the 10% is still withheld. Be sure to claim the withheld amount on line 54.

If an individual establishes an IHA and then dies or becomes totally disabled, special rules apply. For more information, see sections 18-235-5.5(r) and (s), Hawaii Administrative Rules.

- **Scholarships and Fellowships.** Scholarship and fellowship grants not reported on federal Form W-2 should be reported on line 19. However, if you were a degree candidate, include on line 19 only the amounts you used for expenses other than tuition and course-related expenses. For example, amounts used for room, board, and travel must be reported on line 19.
- **Taxable distributions from an ABLE account.** Distributions from ABLE accounts may be taxable if (a) they are more than the qualified disability expenses of the designated beneficiary in 2017, and (b) they were not included in a qualified rollover.
- **Taxable distributions from a Coverdell education savings account (ESA) or a qualified tuition program (QTP).** Distributions from these accounts may be taxable if (a) they are more than the qualified higher education expenses of the designated beneficiary in 2017, and (b) they were not included in a qualified rollover. For more information, see federal Publication 970, Tax Benefits for Education.
- **Taxable distributions from a health savings account (HSA) or an Archer medical savings account (MSA).** Distributions from these accounts may be taxable if (a) they are more than the unreimbursed qualified medical expenses of the account beneficiary or account holder in 2017, and (b) they were not included in a qualified rollover. For more information, see federal Publication 969, Health Savings Accounts and Other Tax-Favored Health Plans.
- **Net operating loss.—**

If, in 2017, your business or profession lost money, or you had a casualty loss, or a loss from the sale or other disposition of depreciable property or real property used in your trade or business, you can apply the losses against your 2017 income. If the losses exceed your income, the excess is a "net operating loss."

In general, net operating losses may be used to reduce your income for the 2 years before 2017 and the 20 years after, or you may elect to use it to reduce your income for the 20 following years without carrying the loss to the 2 prior years. The portion of a net operating loss for a tax year that's an "eligible loss" may be carried back to the 3 preceding tax years. In the case of an individual, eligible losses are property losses arising from fire, storm, shipwreck, or other casualty, or from theft. In the case of a taxpayer that's a small business (a sole proprietorship whose average annual gross receipts are \$5 million or less for the tax year in which the loss arose), or engaged in the trade or business of farming, eligible losses are net operating losses attributable to Presidentially declared disasters. Farming losses are carried back to the 5 preceding tax years.

If you carryback the loss and are due a refund from the carryback, you must file an amended return on Form N-15. Nonresidents and part-year residents cannot file Form N-109, Application for Tentative Refund from Carryback of Net Operating Loss. A separate amended Form N-15 must be completed for each year you request an adjustment. For more information on filing an amended return on Form N-15, see page 37.

If you elect to carry the loss forward instead, you must attach a statement to this effect on a timely filed return (including extensions). If you make such an election, it cannot be changed later.

If you had a loss in a prior year to carry forward to 2017; enter it on line 19 and shade the minus (-) in the box to the left of the amount boxes. Attach a separate sheet showing how you figured the amount.

**Note:** *Although nonresidents and part-year residents cannot file Form N-109, Schedule A (Form N-109) may be used to figure the amount of the net operating loss that is available for carryback or carryforward.*

- **Olympic and Paralympic medals and USOC prize money.** The value of Olympic and Paralympic medals and the amount of United States Olympic Committee prize money you receive on account of your participation in the Olympic or Paralympic Games may be nontaxable. These amounts should be reported to you in box 3 of federal Form 1099-MISC. To see if these amounts are nontaxable, first figure your adjusted gross income including the amount of your medals and prize money. If your adjusted gross income is not more than \$1,000,000 (\$500,000 if married filing separately), these amounts are nontaxable and you should include the amount in box 3 of

federal Form 1099-MISC on line 19, then subtract it by including it on line 34 along with any other write-in adjustments. In the space to the left of the total on line 34, enter the nontaxable amount and identify as "USOC."

## Line 20

### Total Income

Add the amounts in Column A and B for lines 7 through 19. If any of these amounts are negative, first add all the positive amounts. Next, add all the negative amounts. Then, subtract the total of the negative amounts from the total of the positive amounts and enter the result on line 20. If the result is negative, shade the minus (-) in the box to the left of the amount boxes.

## Adjustments to Income

### Line 21

#### Certain Business Expenses of Reservists, Performing Artists, and Fee-Basis Government Officials

If you are a member of a reserve component of the Armed Forces of the United States and you travel more than 100 miles away from home in connection with your performance of services as a member of the reserves, you can include your expenses for reserve travel over 100 miles from home, up to the federal rate, from line 10 of federal Form 2106 or line 6 of federal Form 2106-EZ on line 21.

If you are a qualified performing artist, you can include your performing-arts-related-expenses from line 10 of federal Form 2106 or line 6 of federal Form 2106-EZ on line 21.

If you are a fee-basis state or local government official, include your employee business expenses from line 10 of federal Form 2106 or line 6 of federal Form 2106-EZ on line 21.

Enter in Column A, the same amount allowed on your federal return as a deduction for certain business expenses of reservists, performing artists, and fee-basis government officials.

Nonresidents and part-year residents: Compute your allowable deduction for Column B as follows:

- 1) Divide your total reservists, performing artists, and fee-basis government officials income subject to taxation in Hawaii by the total reservists, performing artists, and fee-basis government officials income computed without regard to source.
- 2) Multiply the resulting percentage by the deduction allowed on your federal return.

For more information, see the instructions for federal Form 1040 and federal Form 2106. Complete and attach federal Form 2106 or federal Form 2106-EZ to your return.

## Line 22

### Individual Retirement Arrangements (IRAs)

Enter the combined amount of your IRA deduction and your spouse's IRA deduction.

**Note:** You cannot deduct contributions to a Roth IRA.

Enter in Column A, the same amount allowed on your federal return as an IRA deduction.

Nonresidents and part-year residents: Compute your allowable deduction for Column B as follows:

- 1) Divide your total earned income subject to taxation in Hawaii by the total earned income computed without regard to source.
- 2) Multiply the resulting percentage by the deduction allowed on your federal return.

For more information, see the instructions for federal Form 1040.

## Line 23

### Student Loan Interest Deduction

You can take this deduction only if **ALL** of the following apply.

1. You paid interest in 2017 on a qualified student loan (see below).
2. Your filing status is any status except married filing separately.
3. Your Hawaii modified adjusted gross income (AGI) is less than: \$65,000 if single, head of household, or qualifying widow(er); \$130,000 if married filing jointly.
4. You, or your spouse if filing jointly, are not claimed as a dependent on someone else's (such as your parent's) 2017 tax return.

If you paid interest on a qualified student loan (see below), you may be able to deduct up to \$2,500 of the interest on this line.

**Qualified student loan.** A qualified student loan is any loan you took out to pay the qualified higher education expenses for any of the following individuals who was an eligible student.

1. Yourself or your spouse.
2. Any person who was your dependent when the loan was taken out.
3. Any person you could have claimed as a dependent for the year the loan was taken out except that:
  - a. The person filed a joint return,
  - b. The person had gross income that was equal to or more than the exemption amount for that year (\$4,050 for 2017), or
  - c. You, or your spouse if filing jointly, could be claimed as a dependent on someone else's return.

However, a loan is not a qualified student loan if (a) any of the proceeds were used for other purposes or (b) the loan was from either a related person or a person who borrowed the proceeds under a qualified employer plan or a contract purchased under such a plan.

**Qualified higher education expenses** generally include tuition, fees, room and board, and related expenses such as books and supplies. The expenses must be for education in a degree, certificate, or similar program at an eligible educational institution. An eligible educational institution includes most colleges, universities, and certain vocational schools.

You must reduce your qualified education expenses by the total amount paid for them with the following tax-free items.

- Employer-provided educational assistance.
- Tax-free distribution of earnings from a Coverdell education savings account (ESA).
- Tax-free distribution of earnings from a qualified tuition program (QTP).
- U.S. savings bond interest that you exclude from income because it is used to pay qualified education expenses.
- The tax-free part of scholarships and fellowships.
- Veterans' educational assistance.
- Any other nontaxable (tax-free) payments (other than gifts or inheritances) received as educational assistance.

**Eligible student.** This is a student who was enrolled at least half-time in a program leading to a degree, certificate, or other recognized educational credential.

**Enrolled at least half-time.** A student was enrolled at least half-time if the student was taking at least half the normal full-time work load for his or her course of study.

The standard for what is half of the normal full-time work load is determined by each eligible educational institution. However, the standard may not be lower than any of those established by the U.S. Department of Education under the Higher Education Act of 1965.

For more information, see federal Publication 970.

**How To Figure the Deduction.** Use the *Student Loan Interest Deduction Worksheet* on page 46 to figure your deduction.

## Line 24

### Health Savings Account Deduction

Enter in Column A, the same amount allowed on your federal return as a health savings account deduction.

Nonresidents and part-year residents: Compute your allowable deduction for Column B as follows:

- 1) Divide your total earned income subject to taxation in Hawaii by the total earned income computed without regard to source.
- 2) Multiply the resulting percentage by the deduction allowed on your federal return.

For more information, see the instructions to federal Form 1040.

## Line 25

### Moving Expenses

Employees and self-employed persons (including partners) can deduct certain moving expenses.

You can take this deduction if you moved in connection with your job or business and your new workplace is at least 50 miles farther from your old home than your old home was from your old workplace. If you had no former workplace, your new workplace must be at least 50 miles from your old home.

A nonresident may only deduct expenses connected with a move to or within the State of Hawaii. Hawaii allows a moving expense deduction for animal quarantine costs (up to 120 days) incurred.

A nonresident or a part-year resident giving up their Hawaii residency may not deduct moving expenses to a new place of employment outside the State of Hawaii. In this situation, zero should be entered on line 25, Column B.

For more details, see Form N-139. Complete and attach the form to your return.

## Line 26

### Deductible Part of Self-Employment Tax

If you are self-employed, you will be able to deduct as a business expense part of the amount of self-employment taxes paid for the tax year.

Enter in Column A, the same amount allowed on your federal return as a deduction for self-employment tax.

Nonresidents and part-year residents: Compute your allowable deduction for Column B as follows:

- 1) Divide your total self-employment income subject to taxation in Hawaii by the total self-employment income computed without regard to source.
- 2) Multiply the resulting percentage by the deduction allowed on your federal return.

For more information see the instructions for federal Form 1040.

## Line 27

### Self-Employed Health Insurance Deduction

If you are self-employed, you will be able to deduct as a business expense 100% of the amount you pay for health insurance for yourself, your spouse, and your dependents provided that your net earned income from your Hawaii business is at least equal to the deduction.

However, if in addition to running your own business, you are an employee of another person, you will not be able to deduct the health insurance costs you pay if you are eligible to participate in a plan maintained by your employer. This is also true even if it is your spouse who is employed and you are eligible to participate in your spouse's company plan.

For the period of nonresidency, the following limitations may also apply to your health insurance deduction:

- Only the amount paid for health insurance coverage for the period you were self-employed within Hawaii is eligible for the deduction.
- The net earned income from your Hawaii business must be at least equal to the deduction.

For more information, see the instructions for federal Form 1040.

## Line 28

### Self-Employed SEP, SIMPLE, and Qualified Plans

**Caution:** *You must have earnings from self-employment to claim this deduction. Sole proprietors and partners enter the allowable deduction for contributions to your SEP, SIMPLE, and qualified plans (H.R. 10 plans or Keogh plans) on line 28.*

There are two types of qualified retirement plans:

- **Defined-contribution plan.** — This plan provides an individual account for each person in the plan. A defined contribution plan can be either a profit-sharing plan or a money purchase pension plan. A profit-sharing plan can be set up to allow for discretionary employer contributions, meaning the amount contributed each year to the plan is not fixed. Contributions to a money purchase pension plan are fixed and are not based on your business profits.
- **Defined-benefit plan.** — Contributions to a defined-benefit plan are determined by the investment needed to fund a specific benefit at retirement age. Write "DB" on the line to the left of the amount if you have a defined-benefit plan.

Enter in Column A, the same amount allowed on your federal return as a SEP, SIMPLE, and qualified plan deduction.

Nonresidents and part-year residents: Compute your allowable deduction for Column B as follows:

- 1) Divide your total self-employment income subject to taxation in Hawaii by the total self-employment income computed without regard to source.
- 2) Multiply the resulting percentage by the deduction allowed on your federal return.

For more information, see the instructions for federal Form 1040.

## Line 29

### Interest Penalty on Early Withdrawal of Savings

The federal Form 1099-INT you received will show the amount of any interest penalty you were charged because you withdrew funds from your time savings deposit before its maturity. Enter this amount on line 29, Column A. (Be sure to include the interest income on Form N-15, line 8, Column A.)

The penalty cannot be deducted on your Hawaii return if none of the interest from the account was taxable as Hawaii income. If part of the interest was from an account that was taxable as Hawaii income, compute your allowable deduction as follows:

- 1) Divide the amount of interest received on that account subject to taxation in Hawaii by the total interest received on that account.
- 2) Multiply the resulting percentage by the total penalty charged to that account.

Enter this amount on line 29, Column B. (Be sure to include the taxable interest income on Form N-15, line 8, Column B.)

## Line 30

### Alimony Paid

You can deduct (subject to Department Rules) alimony you paid. Alimony is a payment to or for a spouse or former spouse under a divorce or separation instrument. Alimony does not include voluntary payments that are not made under a divorce or separation instrument, child support, noncash property settlements, payments to keep up the payer's property, or use of the payer's property.

If you paid alimony to one person, enter the name and social security number of the recipient in the space to the left of line 30.

If you paid alimony to more than one person, enter the name and social security number of one of the recipients. Show the name(s), social security number(s), and the amount paid to the other recipient(s) on an attached statement. Enter your total payments on line 30.

A payment to or for a spouse under a divorce or separation instrument executed after 1984 is alimony if the spouses do not file a joint return with each other and all the following requirements are met.

- 1) The payment is in cash.
- 2) The instrument does not designate the payment as not alimony.
- 3) The spouses are not members of the same household at the time the payments are made. This requirement applies only if the spouses are legally separated under a decree of divorce or separate maintenance.
- 4) There is no liability to make any payment (in cash or property) after the death of the recipient spouse.
- 5) The payment is not treated as child support.

If your alimony payments decrease or terminate during the first 3 calendar years, you may be subject to the recapture rule.

Deduction from gross income for alimony and separate maintenance payments shall be allowed only to the extent of the ratio of gross income attributed to this State to the entire gross income computed without regard to source in this State; provided that as used in this sentence "gross income" means gross income as defined in the IRC, minus the deductions defined in IRC section 62, other than the deductions for alimony and separate maintenance payments.

Example:	Total Income	Hawaii Income
Income after allowable deductions (Form N-15, page 3, line 35)*	\$100,000	\$60,000
Computation for allowable alimony deduction: \$ 60,000 / \$100,000 = 60% x \$10,000 = \$6,000		
Alimony paid (Form N-15, page 2, line 30)	\$10,000	\$6,000

\*Excluding amount paid for alimony.

For more information see federal Publication 504, Divorced or Separated Individuals.

## Line 31

### Payments to an Individual Housing Account

You may be able to deduct from your gross income up to \$5,000, paid in cash during the taxable year into a trust account which is established for savings for a down payment on your first principal residence in Hawaii. A deduction not to exceed \$10,000 shall be allowed for a married couple filing a joint return. No deduction shall be allowed on any amounts distributed less than 365 days from the date on which a contribution is made to the account. Any deduction claimed for a previous taxable year for amounts distributed less than 365 days from the date on which a contribution was made shall be

disallowed and the amount deducted shall be included in the previous taxable year's gross income and the tax reassessed. The account, established along the same lines as an individual retirement account (IRA), is to encourage first-time home buyers to save money for a down payment on a home. The interest income earned on the account within the taxable year shall not be included in gross income.

The "first principal residence" means a residential property purchased with the payment or distribution from the individual housing account which shall be owned and occupied as the only home by an individual who did not have any previous interest in, individually, or if the individual is married, whose spouse did not have any interest in a residential property inside or outside the State of Hawaii within the last 5 years prior to opening the IHA.

The amounts paid in cash allowable as a deduction for all taxable years are limited to \$25,000, in the aggregate, excluding interest earned or accrued. This limitation also applies to married individuals having separate accounts, the sum of such separate accounts and the deduction shall not exceed \$25,000 in the aggregate, excluding interest income earned or accrued.

Other requirements:

- The trustee must be a qualified bank, savings and loan association, credit union, or depository financial services loan company. Check with your financial institution if it is a qualified institution under Hawaii IHA rules.
- The entire interest of the trust account shall be distributed to the taxpayer(s) not later than 120 months after the date on which the first contribution is made to the trust.

Enter the amount of your payments to an IHA in Columns A and B.

For more information, see section 18-235-5.5, Hawaii Administrative Rules.

## Line 32

### Military Reserve or Hawaii National Guard Duty Pay Exclusion

The first \$6,410 received by each member of the reserve components of the army, navy, air force, marine corps, coast guard of the United States of America, and the Hawaii national guard, as compensation for performance of duty as such is not taxable for Hawaii net income tax purposes but limited to that income that would have been subject to taxation in Hawaii.

If you qualify, enter in Columns A and B the smaller of:

- \$6,410, or
- Your pay, as shown on Box 16 of the federal Form W-2 sent to you by your reserve component.

If you are married filing a joint return, and you and your spouse qualify, add the exclusions for both of you and enter the total on line 32, Columns A and B.

## Line 33

### Exceptional Trees Deduction

You may deduct up to \$3,000 per exceptional tree for qualified expenditures you made during the taxable year to maintain the tree on your private property. The tree must be designated as an exceptional tree by the local county arborist advisory committee under chapter 58, HRS. Qualified expenditures are those expenses you incurred to maintain the exceptional tree (excluding interest) that are deemed "reasonably necessary" by a certified arborist. No deduction is allowed in more than one taxable year out of every three consecutive taxable years. The deduction is allowed for amounts paid in taxable years beginning after December 31, 2003.

An affidavit signed by a certified arborist stating that the amount of expenditures are deemed reasonably necessary must be attached to your tax return. The affidavit also must include the following information: (1) type of tree, (2) location of tree, and (3) description and amount of expenditures made in 2017 to maintain the tree. The affidavit must be notarized.

Enter the amount of qualified expenditures you made during 2017 in Columns A and B.

## Line 34

### Total Adjustments

Add lines 21 through 33. Enter the total on this line. Include in the total on line 34:

- Educator Expenses. If you were an eligible educator in 2017, you can deduct up to \$250 of qualified expenses you paid in 2017. If you and your spouse are filing jointly and both of you were eligible educators, the maximum deduction is \$500. However, neither spouse can deduct more than \$250 of his or her qualified expenses. Include the qualified expenses paid during 2017 and write in the total on Form N-15, line 34 "Educator Expense Deduction" in the space to the left of the total.

- Contributions to an Archer MSA. You may claim the same amount allowed on your Federal return as an Archer MSA deduction. Include the contributions you made during 2017 and write in the total on Form N-15, line 34 "MSA" in the space to the left of the total.
- Contributions by an individual development account (IDA) holder to their IDA. Include the contributions made during 2017 and write in the total on Form N-15, line 34 "IDA Contribution" in the space to the left of the total.
- Jury duty pay if you gave the pay to your employer because your employer paid your salary while you served on the jury. Include the amount you repaid during 2017 and write in the total on Form N-15, line 34 "Jury Pay" in the space to the left of the total.
- Nontaxable amount of the value of Olympic and Paralympic medals and USOC prize money reported on line 19. Identify as "USOC."
- Attorney fees and court costs paid for actions involving certain unlawful discrimination claims, but only to the extent of gross income from such actions. Include the attorney fees and court costs paid during 2017 in the total on line 34 and write "UDC" in the space to the left of the total. For more information, see federal Publication 525.
- Attorney fees and court costs you paid in connection with an award from the IRS for information you provided that helped the IRS detect tax law violations, up to the amount of the award includible in your gross income. Include the attorney fees and court costs paid during 2017 in the total on line 34 and write "WBF" in the space to the left of the total.

## Line 35

### Adjusted Gross Income

Line 20 minus line 34. If line 35 is less than zero (0), you may have a net operating loss that you can carry to another tax year. If you carry the loss back to earlier years, see Form N-109.

If line 35 is a negative number, shade the minus (-) in the box to the left of the amount boxes.

## Line 36

### Federal Adjusted Gross Income (Federal AGI)

Report the federal AGI from the appropriate line of federal Form 1040, Form 1040A, or Form 1040EZ. If you are not required to file a federal income tax return, use federal Form 1040 as a worksheet to determine the amount to report as your federal AGI.

If you are filing a joint return for federal income tax purposes and a married filing separate return for state income tax purposes, use federal Form 1040 as a worksheet to determine the amount to report as your federal AGI. Your federal AGI must be calculated as if you are filing a federal married filing separate return.

**Note:** Since the federal government does not recognize civil unions as married individuals for federal income tax purposes, civil unions will continue to file as unmarried individuals on their federal income tax returns. Therefore, they should use federal Form 1040 as a worksheet to determine the amount to report as their federal AGI. Their federal AGI must be calculated as if they are filing a federal married filing joint return or a federal married filing separate return.

If the federal AGI is a negative number, shade the minus (-) in the box to the left of the amount boxes.

## Deductions and Taxable Income Computation

## Line 37

### Ratio of Hawaii AGI to Total AGI

Divide line 35, Column B, by line 35, Column A. Compute the ratio to 3 decimal places and round it to 2 decimal places. For example, line 35, Column A is \$90,000; and line 35, Column B is \$60,000. The ratio of Hawaii AGI to total AGI is 0.67 ( $60,000/90,000 = 0.666$  rounded to 0.67).

**Note:** If line 35, Column A is zero or a negative number (loss) and line 35, Column B is a positive number, enter 1.00 on line 37. If line 35, Column B is zero or a negative number (loss), enter zero on line 37. If both line 35, Columns A and B are negative numbers (losses), enter zero on line 37. If line 35, Column B is greater than line 35, Column A, enter 1.00 on line 37. If Column A is not completed, enter zero on line 37.

**Note:** If you can be claimed as a dependent on another person's return fill in the oval under line 37. Complete the worksheet on page 27 and enter the appropriate amount on line 40a if you do not itemize your deductions.

## Lines 38a to 38f Itemized Deductions

Taxpayers who itemize their deductions may deduct certain kinds of expenses from their adjusted gross income.

Taxpayers who do not itemize their deductions may reduce their adjusted gross income by the amount of the prorated standard deduction appropriate to their filing status. The amount of the prorated standard deduction is determined on lines 40a and 40b.

You will fall into one of the following three classes:

- You MUST itemize deductions,
- You choose to itemize, or
- You do not itemize.

The three classes are described as follows:

### You MUST Itemize Deductions

You must itemize deductions if:

- You are married, filing a separate return, and your spouse itemizes.
- You are making a return under IRC section 443(a)(1) for a period of less than 12 months because of a change in your annual accounting period.
- You were a nonresident alien or dual-status alien during the taxable year.

### You Choose to Itemize

You may choose to itemize your deductions if you are:

- Married and filing a joint return, or a Qualifying widow(er) with dependent child, and your itemized deductions are more than \$4,400 multiplied by your ratio of Hawaii AGI to Total AGI.
- Married and filing a separate return, or Single, and your itemized deductions are more than \$2,200 multiplied by your ratio of Hawaii AGI to Total AGI.
- A Head of Household, and your itemized deductions are more than \$3,212 multiplied by your ratio of Hawaii AGI to Total AGI.
- A dependent of another taxpayer and your itemized deductions are more than the greater of (1) \$500; or (2) your earned income up to the amount of the standard deduction for your filing status; multiplied by your ratio of Hawaii AGI to Total AGI.

### You Do Not Itemize

If your itemized deductions are less than the prorated standard deduction amount for your filing status (or you choose not to itemize), go to line 40a and enter your standard deduction amount there (unless you MUST itemize as described earlier).

If you itemize, you can deduct part of your medical and dental expenses, and amounts you paid for certain taxes, interest, contributions, casualty and theft losses, and other miscellaneous expenses. These deductions are explained on the pages that follow.

Please note that a nonresident (i.e., a U.S. resident who is not a resident of Hawaii, a nonresident alien or a dual status alien) and a part-year resident (for the period of nonresidency) may not be allowed a deduction at all or allowed a deduction only in part even if such a deduction is otherwise provided for in the law.

A deduction is not allowed at all if it can be tied to a specific investment, property, or activity carried on outside Hawaii, or which results in income which is not subject to taxation by Hawaii. Examples include income taxes paid to a state other than Hawaii on wages earned as an active duty service-member stationed in Hawaii and mortgage interest connected with property located outside Hawaii.

A deduction may be allowed either in full or in part depending on which of the following three classes of deductions it falls in.

**Class I:** If the deduction is connected with income arising in Hawaii and taxable to a nonresident under Hawaii income tax law, it is allowed in full.

Deductions in this class include:

- (a) All the ordinary and necessary expenses of conducting a business;
- (b) Income tax paid to Hawaii;
- (c) Interest paid in connection with taxable income;
- (d) Casualty losses incurred in a trade or business; and
- (e) Losses sustained in transactions entered into for profit in real property and tangible personal property.

**Class II:** If the deduction is connected with property (other than property associated with income arising in Hawaii falling in Class I) having a tax situs in Hawaii, it is allowable in full. Deductions in this class include:

- (a) Real property tax on a residence located in Hawaii;

- (b) Interest on a mortgage connected with property located in Hawaii; and
- (c) Casualty and theft losses on nonbusiness property located in Hawaii allowed only to the extent that the total losses, after the \$100 deduction, exceed 10% of the Hawaii adjusted gross income.

**Class III:** If a deduction allowed under Hawaii law is not tied to a specific investment, property, or activity carried on outside Hawaii or which results in income not subject to taxation by Hawaii, and does not fall in either Class I or II above, it is allowed only to the extent of the ratio of adjusted gross income attributable to Hawaii to the total adjusted gross income attributable to worldwide sources. Deductions in this class include:

- (a) Medical expenses; and
- (b) Contributions.

If you do itemize, your deductions are generally figured on *Worksheets NR-1 to NR-6* on page 42 if you are a nonresident, or on *Worksheets PY-1 to PY-6* on page 43 if you are a part-year resident. Enter the amounts on Form N-15, lines 38a to 38f.

## Line 38a Medical and Dental Expenses

Before you can figure your total deduction for medical and dental expenses, you must complete your Form N-15 through line 37.

You can deduct only the part of your medical and dental expenses that exceeds 10% of your Hawaii adjusted gross income.

Include medical and dental bills you paid for:

- Yourself.
- Your spouse.
- All dependents you claim on your return.
- Your child whom you do not claim as a dependent because of the rules explained on page 10 for *Children of divorced or separated parents*.
- Any person you could have claimed as a dependent on your return except that person received \$4,050 or more of gross income or filed a joint return.
- Any person you could have claimed as a dependent except that you, or your spouse if filing jointly, can be claimed as a dependent on someone else's 2017 return.

**Example** — You provided over half of your mother's support but cannot claim her as a dependent because she received \$4,050 of wages during 2017. If part of your support was the payment of her medical bills, you can include that part in your medical expenses.

You should include all amounts you paid during 2017, but do not include amounts repaid to you, or paid to anyone else, by hospital, health or accident insurance, or by your employer, or paid through a medical savings account or health savings account.

### Examples of Medical and Dental Payments You CAN Deduct

To the extent you were not reimbursed, you can deduct what you paid for:

- Insurance premiums for medical and dental care, including premiums for qualified long-term care contracts, subject to dollar limitations based on a person's age. See the instructions to federal Form 1040 for the dollar limits.
- Prescription medicines or insulin.
- Acupuncturists, chiropractors, dentists, eye doctors, medical doctors, occupational therapists, osteopathic doctors, physical therapists, podiatrists, psychiatrists, psychoanalysts (medical care only), and psychologists.
- Medical examinations, X-ray and laboratory services, insulin treatment, and whirlpool baths the doctor ordered.
- Diagnostic tests, such as a full-body scan, pregnancy test, or blood sugar test kit.
- Nursing help. If you paid someone to do both nursing and housework, you can deduct only the cost of nursing help.
- Hospital care (including meals and lodging), clinic costs, and lab fees.
- Qualified long-term care services.
- The supplemental part of Medicare insurance (Medicare B).
- The premiums you pay for Medicare Part D insurance.
- A program to stop smoking and for prescription medicines to alleviate nicotine withdrawal.
- A weight-loss program as treatment for a specific disease (including obesity) diagnosed by a doctor.
- Medical treatment at a center for drug or alcohol addiction.
- Medical aids such as eyeglasses, contact lenses, hearing aids, braces, crutches, wheelchairs, and guide dogs, including the cost of maintaining them.

- Surgery to improve defective vision, such as laser eye surgery or radial keratotomy.
- Lodging expenses (but not meals) while away from home to receive medical care in a hospital or a medical care facility related to a hospital, provided there was no significant element of personal pleasure, recreation, or vacation in the travel. Don't deduct more than \$50 a night for each eligible person.
- Ambulance service and other travel costs to get medical care. If you used your own car, you can claim what you spent for gas and oil to go to and from the place you received the care; or you can claim 17 cents per mile. Add parking and tolls to the amount you claim under either method.
- Cost of breast pumps and supplies that assist lactation.
- Cosmetic surgery that was necessary to improve a deformity related to a congenital abnormality, an injury from an accident or trauma, or a disfiguring disease.

## Examples of Medical and Dental Payments You CANNOT Deduct

You cannot deduct the following:

- The cost of diet food.
- Cosmetic surgery unless it was necessary to improve a deformity related to a congenital abnormality, an injury from an accident or trauma, or a disfiguring disease.

**Note:** If expenses for cosmetic surgery are **NOT** deductible as medical expenses, then amounts paid for insurance coverage for such expenses are **NOT** deductible. Furthermore, if an employer health plan reimburses you for such expenses, the reimbursement must be included in your gross income.

- Life insurance or income protection policies.
- The Medicare tax on your wages and tips or the Medicare tax paid as part of the self-employment tax or household employment taxes.
- The basic cost of Medicare Insurance (Medicare A).

**Note:** If you were 65 or over but not entitled to social security benefits, you may deduct premiums you voluntarily paid for Medicare A coverage.

- Nursing care for a healthy baby. (Part-year residents may qualify for the credit for child and dependent care expenses; see Schedule X, Part II.)
- Illegal operations or drugs.
- Imported drugs not approved by the U.S. Food and Drug Administration (FDA). This includes foreign-made versions of U.S.-approved drugs manufactured without FDA approval.
- Nonprescription medicines, other than insulin (including nicotine gum and certain nicotine patches).
- Travel your doctor told you to take for rest or a change.
- Funeral, burial, or cremation costs.

**Nonresidents:** If you itemized deductions on your 2017 federal return, enter the number from line 1 of federal Form 1040, Schedule A on *Worksheet NR-1*, line 4. If you did **not** itemize on your 2017 federal return, consult the instructions above to see which medical and dental expenses you may deduct. Complete *Worksheet NR-1* on page 42.

**Part-year residents:** If you itemized deductions on your 2017 federal return, enter the number from line 1 of federal Form 1040, Schedule A on *Worksheet PY-1*, line 4. If you did **not** itemize on your 2017 federal return, consult the instructions above to see which medical and dental expenses you may deduct. Complete *Worksheet PY-1* on page 43.

## Line 38b Taxes

**Note:** If you claim a credit for income taxes paid to other states and countries, you cannot also claim those amounts as an itemized deduction for state and foreign income taxes paid to another state or foreign country.

**Note:** Taxpayers can claim a deduction for state and local, and foreign, income, war profits, and excess profits taxes if their **federal** adjusted gross income is less than \$100,000 and they are single or married filing separately; or less than \$150,000 and they are a head of household; or less than \$200,000 and they are married filing jointly or a qualifying widow(er).

Certain taxes you paid during the year can be deducted.

## Taxes You CAN Deduct

**Note:** You can elect to deduct state and local general sales taxes instead of state and local income taxes. You cannot deduct both.

## State and Local Income Taxes

If you will deduct state and local income taxes, check box a on line 8 of Worksheet NR-2 or PY-2.

Include on this line:

- State and local income taxes withheld from your salary (as shown on your federal Form W-2) and withheld from your unemployment compensation (as shown on your federal Form 1099-G);
- State and local income taxes paid in 2017 for a prior year, such as taxes paid with your 2016 state or local income tax return;
- State and local estimated tax payments made during 2017, including any part of a prior year refund that you chose to have credited to your 2017 state or local income taxes; and
- The NET amount of taxes withheld from the sale of Hawaii real property interests.

**Do not** reduce your deduction by any:

- State or local income tax refund or credit you expect to receive for 2017, or
- Refund of, or credit for, prior year state and local income taxes you actually received in 2017. Instead, see the instructions for Form N-15, line 10.

For more information about the treatment of taxes withheld from the sale of real property interests, see Tax Facts 2010-1, "Understanding HARPTA," and Tax Information Release No. 2017-01, "Withholding of State Income Taxes on the Disposition of Hawaii Real Property."

## State and Local General Sales Taxes

**Note:** For purposes of the deduction for state and local general sales taxes, Hawaii's general excise tax will qualify as a "sales tax."

If you elect to deduct state and local general sales taxes, check box b on line 8 of Worksheet NR-2 or PY-2. To figure your deduction, you can use either your actual expenses or the optional sales tax tables.

**Actual Expenses.** Generally, you can deduct the actual state and local general sales taxes (including compensating use taxes) you paid in 2017 if the tax rate was the same as the general sales tax rate. However, sales taxes on food, clothing, medical supplies, and motor vehicles are deductible as a general sales tax even if the tax rate was less than the general sales tax rate. If you paid sales tax on a motor vehicle at a rate higher than the general sales tax rate, you can deduct only the amount of tax that you would have paid at the general sales tax rate on that vehicle. Motor vehicles include cars, motorcycles, motor homes, recreational vehicles, sport utility vehicles, trucks, vans, and off-road vehicles. Also include any state and local general sales taxes paid for a leased motor vehicle. Do not include sales taxes paid on items used in your trade or business.

**Note:** You must keep your actual receipts showing general sales taxes paid to use this method.

**Refund of general sales taxes.** If you received a refund of state or local general sales taxes in 2017 for amounts paid in 2017, reduce your actual 2017 state and local general sales taxes by this amount. If you received a refund of state or local general sales taxes in 2017 for prior year purchases, do not reduce your 2017 state and local general sales taxes by this amount. But if you deducted your actual state and local general sales taxes in the earlier year and the deduction reduced your tax, you may have to include the refund in income on Form N-15, line 19. See Recoveries in federal Publication 525 for details.

**Optional Sales Tax Tables.** Instead of using your actual expenses, you can use the tables in the instructions for federal Form 1040 to figure your state and local general sales tax deduction. You may also be able to add the state and local general sales taxes paid on certain specified items.

To figure your state and local general sales tax deduction using the tables, see the instructions for federal Form 1040.

## Real Estate Taxes

Include taxes you paid on real estate you own that was not used for business.

If your mortgage payments include your real estate taxes, you can deduct only the amount the mortgage company actually paid to the taxing authority in 2017.

## Personal Property Taxes

Include personal property taxes you paid, but only if the taxes were based on value alone and were imposed on a yearly basis.

**Note:** Hawaii does not have a personal property tax. However, you may include personal property taxes you paid to other states.

## Other Taxes

Include any other deductible tax such as foreign income taxes.

## Taxes You CANNOT Deduct

- Federal income tax.
- Federal excise tax on personal property, transportation, telephone, and gasoline.
- Social security tax (FICA).
- Medicare tax.
- Federal unemployment tax (FUTA).
- Railroad retirement tax (RRTA).
- Customs duties.
- Federal estate and gift taxes.
- Certain state and local taxes, including:
  - a. Tax on gasoline.
  - b. Hawaii motor vehicle registration fees, including car inspection fees.
  - c. Assessments for sidewalks or other improvements to your property.
  - d. Tax you paid for someone else.
  - e. License fees. (marriage, driver's, dog, hunting, auto, etc.)
  - f. Tax on liquor, beer, wine, cigarettes and tobacco.
  - g. Inheritance tax.
  - h. Taxes paid for your business or profession. (These business taxes are deducted elsewhere.)

**Nonresidents:** Consult the instructions above to see which taxes you may deduct. Please note that you may only deduct Hawaii income taxes paid or withheld (or general sales taxes multiplied by the ratio of Hawaii adjusted gross income to total adjusted gross income from all sources), and real estate taxes paid on property located in Hawaii. Complete *Worksheet NR-2* on page 42.

**Part-year residents:** If you itemized deductions on your 2017 federal return, you may enter the same amount from Form 1040, Schedule A, line 9 on *Worksheet PY-2*, line 12.

**Exception:** You should complete *Worksheet PY-2* on page 43 if:

- **You are a federal employee** receiving a Cost Of Living Allowance (COLA). Not all of your Hawaii income taxes are deductible for federal purposes. (See IRS Revenue Ruling 74-140, 1974-1 C.B. 50, for more information.) Enter on line 8a of *Worksheet PY-2* on page 43 the **entire** amount of state and local income taxes you paid in 2017, even if you reported a different amount on line 5a of federal Form 1040, Schedule A.
- You claimed a deduction for state and local, and foreign, income, war profits, and excess profits taxes on your federal return and your **federal** adjusted gross income is \$100,000 or more and you are single or married filing separately; or \$150,000 or more and you are a head of household; or \$200,000 or more and you are married filing jointly or a qualifying widow(er). Taxpayers with **federal** adjusted gross income above these thresholds may not deduct state and local, and foreign, income, war profits, and excess profits taxes for taxable years beginning after December 31, 2010.

If you did **not** itemize deductions on your 2017 federal return, consult the instructions above to see which taxes you may deduct. Complete *Worksheet PY-2* on page 43.

## Line 38c

### Interest Expense

You should show on *Worksheet NR-3* or *PY-3* interest on non-business items only. Business-related interest is deducted elsewhere.

Except for certain mortgage interest, the amount of your personal interest expense (such as credit card interest) is **not** allowed as an itemized deduction on *Worksheet NR-3* or *PY-3*.

### Home Mortgage Interest

A home mortgage is any loan that is secured by your main home or second home. It includes first and second mortgages, home equity loans, and refinanced mortgages.

A home can be a house, condominium, cooperative, mobile home, boat, or similar property. It must provide basic living accommodations including sleeping space, toilet, and cooking facilities.

**Limit on home mortgage interest.** If you took out any mortgages after October 13, 1987, your deduction may be limited. Any additional amounts borrowed after October 13, 1987, on a line-of-credit mortgage you had on that date are treated as a mortgage taken out after October 13, 1987. If you refinanced a mortgage you had on October 13, 1987, treat the new mortgage as taken out on or before October 13, 1987. But if you refinanced for more than the balance of the old mortgage, treat the excess as a mortgage taken out after October 13, 1987.

See federal Publication 936 to figure your deduction if either (1) or (2) next applies. If you had more than one home at the same time, the dollar amounts in (1) and (2) apply to the total mortgages on both homes.

1. You, or your spouse if filing jointly, took out any mortgages after October 13, 1987, and used the proceeds for purposes other than to buy, build, or improve your home, and all of these mortgages totaled over \$100,000 at any time during 2017. The limit is \$50,000 if married filing separately. An example of this type of mortgage is a home equity loan used to pay off credit card bills, buy a car, or pay tuition.

2. You, or your spouse if filing jointly, took out any mortgages after October 13, 1987, and used the proceeds to buy, build, or improve your home, and these mortgages plus any mortgages you took out on or before October 13, 1987, totaled over \$1 million at any time during 2017. The limit is \$500,000 if married filing separately.

**Note:** If the total amount of all mortgages is more than the fair market value of the home, additional limits apply. See federal Publication 936.

### Investment Interest Deduction

Investment interest is interest paid on money you borrowed that is allocable to property held for investment. It does not include any interest allocable to a passive activity.

**Note:** Expenses and interest for royalties and other income derived from any patents, copyrights, and trade secrets by an individual or a qualified high technology business are deductible.

Complete and attach Form N-158, Investment Interest Expense Deduction, to figure your deduction.

**Exception.** You do not have to file Form N-158 if ALL of the following apply:

- Your investment interest expense is not more than your investment income from interest and ordinary dividends.
- You have no other deductible investment expenses.
- You have no disallowed investment interest expense from 2016.

For more details, see federal Publication 550, Investment Income and Expenses.

## Interest Expense You CANNOT Deduct

Do not include the interest you paid for —

- Personal interest (interest on car loans and finance charges on credit cards).
- Service charges.
- Annual fees for credit cards.
- Loan fees.
- Credit investigation fees.
- Interest to purchase or carry tax-exempt securities.

See the instructions for federal Form 1040, Schedule A—Interest Expense for more information.

**Nonresidents:** Consult the instructions above to see which interest expense you may deduct. Please note that you may only deduct home mortgage interest secured by a property located in Hawaii and points paid thereon. Complete *Worksheet NR-3* on page 42.

**Part-year residents:** If you itemized deductions on your 2017 federal return, you may write the amount from line 15 of your 2017 federal Schedule A on *Worksheet PY-3*, line 23.

**Exception:**

- If you had to file a 2017 federal Form 4952, you must refigure your investment interest deduction for state tax purposes on Hawaii Form N-158. Enter the amount from Form N-158 on line 22 of *Worksheet PY-3*. Attach Form N-158 to your return.
- If you filed a 2017 federal Form 8396, and you reduced your deduction for home mortgage interest on federal Form 1040, Schedule A, by the amount on line 3 of federal Form 8396, you must refigure your home mortgage interest for state tax purposes. Include the amount from line 3 of federal Form 8396 on line 19 of *Worksheet PY-3*.

If you did **not** itemize deductions on your 2017 federal return, consult the instructions above to see which interest expense you may deduct. Complete *Worksheet PY-3* on page 43.

## Line 38d

### Gifts to Charity

### Contributions You CAN Deduct

You may deduct what you gave to organizations that are religious, charitable, educational, scientific, or literary in purpose. You may also deduct what you gave to organizations that work to prevent cruelty to children or animals.



An organization that tells you it is a “501(c)(3) organization” is telling you that it falls into this category.

Examples of these organizations are:

- Churches, mosques, synagogues, temples, etc.
- Boy Scouts, Boys and Girls Clubs of America, CARE, Girl Scouts, Goodwill Industries, Red Cross, Salvation Army, United Way, etc.
- Fraternal orders, if the gifts will be used for the purposes listed above.
- Veterans’ and certain cultural groups.
- Nonprofit hospitals, and organizations whose purpose is to find a cure for, or help people who have, arthritis, asthma, birth defects, cancer, cerebral palsy, cystic fibrosis, diabetes, heart disease, hemophilia, mental illness or retardation, multiple sclerosis, muscular dystrophy, tuberculosis, etc.
- Most nonprofit educational organizations, such as colleges, but only if your contribution is not a substitute for tuition or other enrollment fees.
- Federal, state, and local governments if the gifts are solely for public purposes.

Contributions can be in cash (including checks and money orders), property, or out-of-pocket expenses you paid to do volunteer work for the kinds of organizations described above. If you drove to and from the volunteer work, you can take 14 cents a mile or the actual cost of gas and oil. Add parking and tolls to the amount you claim under either method. (But don’t deduct any amounts that were repaid to you.)

**Gifts from which you benefit.** If you made a gift and received a benefit in return, such as food, entertainment, or merchandise, you may deduct only the amount that is more than the value of the benefit. For example, if you paid \$70 to a charitable organization to attend a fund raising dinner and the value of the dinner was \$40, you may deduct only \$30.

If you do not know whether you can deduct what you gave to an organization, check with that organization.

**Gifts of \$250 or More.** You can deduct a gift of \$250 or more only if you have a statement from the charitable organization showing the following information:

- The amount of any money contributed and a description (but not value) of any property donated.
- Whether the organization did or did not give you any goods or services in return for your contribution. If you did receive any goods or services, a description and estimate of the value must be included. If you received only intangible religious benefits (such as admission to a religious ceremony), the organization must state this, but it does not have to describe or value the benefit.

In figuring whether a gift is \$250 or more, do not combine separate donations. For example, if you gave your church \$25 each week for a total of \$1,300, treat each \$25 payment as a separate gift. If you made donations through payroll deductions, treat each deduction from each paycheck as a separate gift. See federal Publication 526 if you made a separate gift of \$250 or more through payroll deduction.

**Note:** *You must get the statement by the date you file your return or the due date (including extensions) for filing your return, whichever is earlier. Do not attach the statement to your return. Instead, keep it for your records.*

**Limit on the amount you can deduct.** See federal Publication 526 to figure the amount of your deduction if **any** of the following applies:

- Your cash contributions, or contributions of ordinary income property, are more than 30% of your Hawaii adjusted gross income.
- Your gifts of capital gain property are more than 20% of your Hawaii adjusted gross income.
- You gave gifts of property that increased in value, or gave gifts of the use of property.

## Contributions You CANNOT Deduct

- Travel expenses (including meals and lodging) while away from home, unless there was no significant element of personal pleasure, recreation, or vacation in the travel.
- Political contributions.
- Dues, fees, or bills paid to country clubs, lodges, fraternal orders, or similar groups.
- Cost of raffle, bingo, or lottery tickets.
- Value of your time or services.
- Value of blood given to a blood bank.
- The transfer of a future interest in tangible personal property (generally until the entire interest has been transferred).
- Gifts to:
  - a. Individuals and groups that are run for personal profit.
  - b. Foreign organizations.

c. Organizations engaged in certain political activities that are of direct financial interest to your trade or business.

d. Groups whose purpose is to lobby for changes in the law.

e. Civic leagues, social and sports clubs, labor unions, and chambers of commerce.

- Value of benefits received in connection with a contribution to a charitable organization.
- Cost of tuition.

## Gifts by Cash or Check

On *Worksheet NR-4*, line 16; or *Worksheet PY-4*, line 30; enter the total contributions you made in cash or by check (including out-of-pocket expenses).

**Recordkeeping.** For any contribution made in cash, regardless of the amount, you must maintain as a record of the contribution a bank record (such as a canceled check or credit card statement) or a written record from the charity. The written record must include the name of the charity, date, and amount of the contribution. If you made contributions through payroll deduction, see federal Publication 526 for information on the records you must keep. Do not attach the record to your tax return. Instead, keep it with your other tax records.

## Other Than by Cash or Check

On *Worksheet NR-4*, line 17; or *Worksheet PY-4*, line 31; enter the total contributions you made other than by cash or check. If you gave used items, such as clothing or furniture, deduct their fair market value at the time you gave them. Fair market value is what a willing buyer would pay a willing seller when neither has to buy or sell and both are aware of the conditions of the sale. For more details on determining the value of donated property, see federal Publication 561.

If the amount of your deduction is more than \$500, you must complete and attach federal Form 8283. For this purpose, the “amount of your deduction” means your deduction before applying any income limits that could result in a carryover of contributions. If you deduct more than \$500 for a contribution of a motor vehicle, boat, or airplane, you must also attach a statement from the charitable organization to your return. If your total deduction is over \$5,000 (\$500 for certain contributions of clothing and household items), you may also have to get appraisals of the values of the donated property. See federal Form 8283 and its instructions for more information.

**Contributions of clothing and household items.** A deduction for these contributions will be allowed only if the items are in good used condition or better. However, this rule does not apply to a contribution of any single item for which a deduction of more than \$500 is claimed and for which you include a qualified appraisal and federal Form 8283 with your tax return.

**Recordkeeping.** If you gave property, you should keep a receipt or written statement from the organization you gave the property to, or a reliable written record, that shows the organization’s name and address, the date and location of the gift, and a description of the property. For each gift of property, you should also keep reliable written records that include:

- How you figured the property’s value at the time you gave it. If the value was determined by an appraisal, keep a signed copy of the appraisal.
- The cost or other basis of the property if you must reduce it by any ordinary income or capital gain that would have resulted if the property had been sold at its fair market value.
- How you figured your deduction if you chose to reduce your deduction for gifts of capital gain property.
- Any conditions attached to the gift.

**Nonresidents:** If you itemized deductions on your 2017 federal return, write the amount from line 19 of Form 1040, Schedule A on *Worksheet NR-4*, line 19. You should complete all lines on *Worksheet NR-4* on page 42 if:

- Your charitable contribution deduction was limited based upon your federal adjusted gross income. You must refigure your charitable contribution deduction for state tax purposes using your Hawaii adjusted gross income, or
- You have a contribution carryover from prior years and the amount is different for federal and State tax purposes.

If you did not itemize deductions on your 2017 federal return, consult the instructions above to see which contributions you may deduct. Complete *Worksheet NR-4* on page 42.

**Part-year residents:** If you itemized deductions on your 2017 federal return, write the amount from line 19 of Form 1040, Schedule A on *Worksheet PY-4*, line 33.

You should complete all lines on *Worksheet PY-4* on page 43 if:

- Your charitable contribution deduction was limited based upon your federal adjusted gross income. You must refigure your charitable contribution deduction for state tax purposes using your Hawaii adjusted gross income, or

- You have a contribution carryover from prior years and the amount is different for federal and State tax purposes.

If you did **not** itemize deductions on your 2017 federal return, consult the instructions above to see which contributions you may deduct. Complete *Worksheet PY-4* on page 43.

## Line 38e

### Casualty and Theft Losses

Use line 38e to report casualty or theft loss(es) of property that is not used in a trade or business, or for income-producing purposes.

#### Losses You CAN Deduct

You may be able to deduct part or all of each loss caused by theft, vandalism, fire, storm, or similar causes; car, boat, and other accidents; and corrosive drywall. You may also be able to deduct money you had in a financial institution but lost because of the insolvency or bankruptcy of the institution.

If your property is covered by insurance, you must file a timely insurance claim for reimbursement of your loss. Otherwise, you cannot deduct the loss as a casualty or theft loss. However, the part of the loss that is not covered by insurance is still deductible. You can deduct personal casualty or theft losses only to the extent that:

- The amount of EACH separate casualty or theft loss is more than \$100, and
- The total amount of ALL losses during the year (reduced by the \$100 limit) is more than 10% of your adjusted gross income on Form N-15, line 35, column B.

**Corrosive drywall losses.** If you paid for repairs to your personal residence or household appliances because of corrosive drywall, you may be able to deduct those amounts paid. See federal Publication 547 for details.

Use Worksheet NR-6, line 25 or Worksheet PY-6, line 46 to deduct the costs of proving that you had a property loss. Examples of these costs are appraisal fees and photographs used to establish the amount of your loss.

#### Losses You CANNOT Deduct

- Money or property misplaced or lost.
- Accidental breaking of articles such as glassware or china under normal conditions.
- Damage due to progressive deterioration (steady weakening of a building due to normal wind and weather conditions; termite or moth damage; damage or destruction of trees, shrubs, or other plants by a fungus, disease, insects, worms, or similar pests).

**Nonresidents:** Complete federal Form 4684, Casualties and Thefts, to figure your loss. Please note that the property must be in Hawaii and the casualty and theft loss must have occurred in Hawaii. Write the amount from federal Form 4684, line 16 on line 21 of *Worksheet NR-5* on page 42, fill in *Worksheet NR-5*, and attach a copy of federal Form 4684 to Form N-15.

**Part-year residents:** Complete federal Form 4684, Casualties and Thefts, to figure your loss. Please note that for the period of nonresidency, the property must be in Hawaii and the casualty and theft loss must have occurred in Hawaii. Write the amount from federal Form 4684, line 16 on line 35 of *Worksheet PY-5* on page 43, fill in *Worksheet PY-5*, and attach a copy of federal Form 4684 to Form N-15.

## Line 38f

### Miscellaneous Deductions

#### In General

Most miscellaneous deductions cannot be deducted in full. You must subtract 2% of your Hawaii adjusted gross income from the total.

Generally, the 2% limit applies to job expenses you paid for which you were not reimbursed. The limit also applies to tax preparation fees and certain expenses you paid to produce or collect taxable income or certain tax-exempt income.

The 2% limit does not apply to certain other miscellaneous expenses that you may deduct. These expenses, such as gambling losses (to the extent of winnings) and certain job expenses of handicapped employees, can be deducted in full. See federal Publication 529, Miscellaneous Deductions, for more information.

#### Expenses Subject to the 2% Limit

##### Employee Business Expenses

Report job expenses you paid for which you were not reimbursed. Attach a copy of federal Form 2106 or 2106-EZ, if:

1. You claim any travel, transportation, meal, or entertainment expenses for your job; or
2. Your employer paid you for any of your job expenses reportable as an employee business expense.

##### Examples of employee business expenses to include are:

- Travel, transportation, meal, or entertainment expenses.
- Union dues.
- Safety equipment, small tools, and supplies you needed for your job.
- Uniforms required by your employer that are not suitable for ordinary wear.
- Protective clothing required in your work, such as hard hats, safety shoes, and glasses.
- Physical examinations required by your employer.
- Dues to professional organizations and chambers of commerce.
- Subscriptions to professional journals.
- Fees to employment agencies and other costs to look for a new job in your present occupation, even if you do not get a new job.
- Certain business use of part of your home, but only if you use that part regularly and exclusively for business purposes and for the convenience of your employer. For details, including limits that apply, see federal Publication 587, Business Use of Your Home.
- Certain education expenses you paid that meet at least one of the following two tests.
  1. The education is required by your employer or the law to keep your present salary, status, or job. The required education must serve a bona fide business purpose of your employer.
  2. The education maintains or improves skills needed in your present work.

Some education expenses are not deductible. See *Expenses You MAY NOT Deduct* on page 27.

#### Tax Preparation Fees

Report the fees you paid for preparation of your federal and Hawaii tax return, including fees paid for filing your return electronically.

#### Other Expenses

**Note:** *Expenses and interest for royalties and other income derived from any patents, copyrights, and trade secrets by an individual or a qualified high technology business are deductible.*

Report the total amount you paid to produce or collect taxable income and certain tax-exempt income as stated in the above note, and manage or protect property held for earning income. But **do not** include any personal expenses. Attach a statement showing the type and amount of each expense to Form N-15. Examples of these expenses are:

- Safe deposit box rental.
- Certain legal and accounting fees.
- Clerical help and office rent.
- Custodial (e.g., trust account) fees.
- Your share of the investment expenses of a regulated investment company.
- Certain losses on nonfederally insured deposits in an insolvent or bankrupt financial institution. For details, including limits that apply, see federal Publication 529.
- Casualty and theft losses of property used in performing services as an employee.
- Deduction for repayment of amounts under a claim of right. See *Repayments* in federal Publication 525, Taxable and Nontaxable Income, for more information.
- Convenience fee charged by the card processor for paying your income tax (including estimated tax payments) by credit or debit card. The deduction is claimed for the year in which the fee was charged to your card.

#### Expenses NOT Subject to the 2% Limit

##### Other Deductions

Report only the following expenses:

- Gambling losses, but only to the extent of gambling winnings that were reported on Form N-15, line 19.
- Casualty and theft losses of income-producing property.
- Loss from other activities from federal Schedule K-1 (Form 1065-B), box 2.
- Hawaii estate and transfer tax.
- Amortizable bond premium on bonds acquired before October 23, 1986.
- Certain unrecovered investment in an annuity (IRC section 72(b)(3)). For details, see federal Publication 575, Pension and Annuity Income.
- Impairment-related work expenses of a disabled person.

List the type and amount of each expense and attach a copy of the list to your return. For more information on these expenses, see federal Publication 529, Miscellaneous Deductions.

**Note:** *Repayments under a claim of right over \$3,000 are subject to the 2% limitation for Hawaii income tax purposes.*

## Expenses You MAY NOT Deduct

Some expenses are not deductible at all. Examples are:

- Political contributions.
- Legal expenses for personal matters that do not produce taxable income.
- Lost or misplaced cash or property.
- Expenses for meals during regular or extra work hours.
- The cost of entertaining friends.
- Commuting expenses.
- Travel expenses for employment away from home if that period of employment exceeds one year.
- Travel as a form of education.
- Expenses of attending a seminar, convention, or similar meeting unless it is related to your employment.
- Club dues.
- Expenses of adopting a child.
- Fines and penalties.
- Expenses of producing tax-exempt income, except for expenses for royalties and other income derived from any patents, copyrights, and trade secrets by an individual or a qualified high technology business.
- Education that:
  1. Is needed to meet the minimum educational requirements of your present trade or business, or
  2. Is part of a program of study that will qualify you for a new trade or business.

**Nonresidents:** As a nonresident of Hawaii, all miscellaneous deductions allowed under Hawaii law may not be allowed to you. If it is allowed, you must additionally determine if it is allowed in full or whether it is subject to limitation by the ratio of Hawaii adjusted gross income to total adjusted gross income.

In general, a miscellaneous deduction is not allowed if the expense incurred can be directly associated with activities or properties producing income which is not taxable to Hawaii.

A miscellaneous deduction is allowed in full if the expense incurred can be directly associated with activities or properties producing income which is taxable to Hawaii.

A miscellaneous deduction is limited by the ratio of Hawaii adjusted gross income to total adjusted gross income if the expense cannot be linked to a specific activity or property.

Consult the instructions above to see which miscellaneous deductions you may deduct.

**Part-year residents:** If you did **not** itemize deductions on your 2017 federal return, consult the instructions above to see which miscellaneous deductions you may deduct.

If you itemized deductions on your 2017 **federal** return, take the amounts on federal Form 1040, Schedule A, lines **24 and 28** and write them on lines 47 and 56 of *Worksheet PY-6* on page 43. Then, complete the worksheet.

## Line 39

### Total Itemized Deductions

#### Dependents

If your parent (or someone else) can claim you as a dependent on his or her return (even if that person chose not to claim you), fill in the oval above line 38. If you are claiming the standard deduction, see Standard Deduction for Dependents on this page to figure your standard deduction.

#### Itemized Deductions

**Note:** *For taxable years beginning after December 31, 2015, your itemized deductions will no longer be capped if your federal adjusted gross income is above a certain amount.*

**Note:** *Taxpayers with Hawaii adjusted gross income above a certain amount will lose part of their itemized deductions for taxable years beginning after December 31, 2010.*

Your state income tax will be less if the total of your itemized deductions is larger than your prorated standard deduction. To figure your itemized deductions, fill in lines 38a to 38f.

Add lines 38a through 38f, and enter the result on line 39 if the amount on line 35, Column B (Hawaii adjusted gross income) is \$166,800 or less (\$83,400 if married filing separately).

You may not be able to deduct all of your itemized deductions if the amount on line 35, Column B (Hawaii adjusted gross income) is more than \$166,800 (\$83,400 if married filing separately).

Use the *Total Itemized Deductions Worksheet* on page 44 to figure the amount you may deduct.

## Line 40a

### Standard Deduction

Taxpayers who do not itemize their deductions may reduce their adjusted gross income by the amount of their prorated standard deduction appropriate to their filing status. The amount of the standard deduction for each filing status is listed below. Enter the amount appropriate to your filing status on line 40a.

Filing Status	Standard Deduction
Single	\$2,200
Married filing jointly	4,400
Married filing separately	2,200
Head of Household	3,212
Qualifying Widow(er)	4,400

**Standard Deduction for Dependents.** If you can be claimed as a dependent by someone else and you do not itemize your deductions, your standard deduction is limited to the greater of \$500 or your earned income (up to the full standard deduction for your filing status). The standard deduction for an individual who can be claimed as a dependent on the tax return of another taxpayer is computed as follows:

- A. Enter your earned income (defined below). If none, enter zero. .... **A.** \_\_\_\_\_
- B. Minimum amount ..... **B.** 500.00 \_\_\_\_\_
- C. **Compare** the amounts on lines A and B above. Enter the LARGER of the two amounts here ..... **C.** \_\_\_\_\_
- D. Maximum amount. Enter the full standard deduction for your filing status, shown in the chart, here ..... **D.** \_\_\_\_\_
- E. **Compare** the amounts on lines C and D above. Enter the SMALLER of the two amounts here and on Form N-15, line 40a. .... **E.** \_\_\_\_\_

Earned income includes wages, salaries, tips, professional fees, and other compensation received for personal services you performed. It also includes any taxable scholarship or fellowship grant. Generally, your earned income is the total of the amount(s) you reported on Form N-15, lines 7 and 12, Column A, minus the amount, if any, on line 26, Column A.

**Special Rule for Nonresident Aliens and Dual-Status Aliens.**— If you were a nonresident alien or dual-status alien during the tax year, you cannot claim the standard deduction. You must itemize any allowable deductions.

## Line 40b

### Prorated Standard Deduction

Multiply line 40a by the ratio on line 37.

## Line 41

Line 35, Column B minus line 39 or 40b, whichever applies. This line MUST be filled in. If line 41 is a negative number, shade the minus (-) in the box to the left of the amount boxes.

## Line 42a

### Exemptions

**Note:** *For taxable years beginning after December 31, 2015, your personal exemptions will no longer be reduced if your adjusted gross income is above a certain amount.*

**Caution:** *If you can be claimed as a dependent on another person's tax return, you may not claim an exemption for yourself.*

### Regular Exemptions

Multiply \$1,144 by the total number of exemptions you claimed on line 6e.

### Blind, Deaf, or Totally Disabled — Definition, Certification, and Exemptions

Fill in the appropriate oval(s) on line 42a if you are blind, deaf or totally disabled and your impairment has been certified. You **must** submit a completed Form N-172 **prior** to filing your return in order to claim this exemption. **If**

**you do not, the exemption will be disallowed and your return processed without the disability exemption(s) claimed.**

“Blind” means a person whose central visual acuity does not exceed 20/200 in the better eye with correcting lenses, or whose visual acuity is greater than 20/200 but is accompanied by a limitation in the field of vision such that the widest diameter of the visual field subtends an angle no greater than 20 degrees.

“Deaf” means a person whose average loss in the speech frequencies (500-2000 Hertz) in the better ear is 82 decibels, A.S.A., or worse.

“Person totally disabled” means a person who is totally and permanently disabled, either physically or mentally, which results in the person’s inability to engage in any substantial gainful business or occupation. It is presumed that a person whose earned income exceeds \$30,000 for the taxable year is engaged in a substantial, gainful business or occupation.

The impairment of sight, deafness or disability shall be certified on the basis of a written report on an examination performed by a qualified ophthalmologist, qualified optometrist or a qualified otolaryngologist, licensed audiologist, or a qualified physician, as the case may be, on Form N-172.

A blind, deaf or totally disabled person who qualifies, may be allowed a Disability Exemption of \$7,000. The Disability Exemption is in lieu of the regular personal exemption of \$1,144. The following maximum exemptions are allowed:

One individual (any filing status) —	\$7,000
Taxpayer and Spouse (non-disabled spouse <i>under</i> 65) —	\$8,144
Taxpayer and Spouse (non-disabled spouse age 65 or over) —	\$9,288
Taxpayer and Spouse (both disabled) —	\$14,000

**Note:** *If you claim this special exemption you will not be able to claim the additional exemptions for your children or other dependents, or for being 65 or older.*

For more information, see Tax Information Release No. 89-3, “*State Tax Benefits Available to Persons with Impaired Sight, Impaired Hearing, or Who are Totally Disabled.*”

Also, see the temporary administrative rules relating to substantial gainful business or occupation (section 18-235-1.14(d), Hawaii Administrative Rules), which took effect on May 30, 2017 and expires on November 30, 2018.

## Line 42b

### Prorated Exemption

Multiply line 42a by the ratio on line 37.

## Line 43

### Taxable Income

Line 41 minus line 42b, but not less than zero.

## Tax Computation

## Line 44

### Tax

To figure your tax, you will use one of the following methods. Read the conditions below to see which you should use, and fill in the appropriate oval on line 44 if you use the tax table, tax rate schedules, or alternative tax on capital gains. Fill in the oval for tax from the applicable forms if you use Form N-168 or Form N-615. Then, go to the Tax Computation Worksheet on page 45.

### Tax Table

If your taxable income is less than \$100,000, you **MUST** use the Tax Table to find your tax.

Be sure you use the correct column in the Tax Table. After you have found the correct tax, enter that amount on line 44.

There is an example at the beginning of the table to help you find the correct tax.

### Tax Rate Schedules

You must use the Tax Rate Schedules to figure your tax if your taxable income is \$100,000 or more.

## Form N-168

An individual engaged in a farming or fishing business may elect to average their farm or fishing income over a three-year period. See Form N-168 for more information.

## Form N-615

If a child under age 14 has unearned income of more than \$1,000, use Form N-615 to see if any of the child’s unearned income is taxed at the parent’s rate and, if so, to figure the child’s tax. See Form N-615 for more information.

## Alternative Tax on Capital Gains

If you have a **Hawaii** net capital gain, you may be able to reduce your tax using the *Tax on Capital Gains Worksheet* on page 44 if your taxable income is over \$48,000 (\$24,000 for Single, and Married Filing Separately, or \$36,000 for Head of Household classifications). If your taxable income is \$48,000 (\$24,000 for Single, and Married Filing Separately, or \$36,000 for Head of Household classifications) or under, do not use the *Tax on Capital Gains Worksheet* on page 44.

## Total Tax Liability

Use the *Tax Computation Worksheet* on page 45 to figure your total tax liability.

## Refundable Credits

**IMPORTANT!** If the amount of payments plus these credits is at least \$1 more than your tax, the difference will be refunded to you. It is very important that you *carefully* read the following instructions for each of these credits to ensure that you properly claim all the credits to which you are entitled.

## Line 45

### Refundable Food/Excise Tax Credit

**Note:** *The amendments to the refundable food/excise tax credit to (1) increase the tax credit amount, and (2) delete the residency requirement are made permanent by Act 107, Session Laws of Hawaii 2017.*

If your **federal** adjusted gross income was less than \$50,000 (less than \$30,000 if your filing status is Single), you may qualify for this credit.

For more information, see Form N-311, Refundable Food/Excise Tax Credit.

**Note:** *Do not claim this credit if you are being claimed or eligible to be claimed as a dependent by any taxpayer for federal or Hawaii income tax purposes.*

**To claim this credit.** Complete Form N-311 and attach it to your return.

**Deadline for claiming this credit.** If you are a calendar year taxpayer, the deadline to claim the credit, including amended claims, is December 31, 2018. If you are a fiscal year taxpayer, the deadline to claim the credit, including amended claims, is 12 months after the close of your taxable year. You cannot claim or amend the credit after the deadline.

## Line 46

### Credit for Low-Income Household Renters

**Note:** *This credit may not be claimed by nonresidents.*

If you occupy and pay rent for real property within the State as your residence, your total adjusted gross income was less than \$30,000, and the rent you paid during 2017 was more than \$1,000, you may qualify for this credit. See the instructions for Schedule X, Part I, on page 37.

**Note:** *Do not claim this credit if you are being claimed or eligible to be claimed as a dependent by any taxpayer for federal or Hawaii income tax purposes.*

**To claim this credit.** Complete Schedule X, Part I, and attach it to your return.

**Deadline for claiming this credit.** If you are a calendar year taxpayer, the deadline to claim the credit, including amended claims, is December 31, 2018. If you are a fiscal year taxpayer, the deadline to claim the credit, including amended claims, is 12 months after the close of your taxable year. You cannot claim or amend the credit after the deadline.

## Line 47

### Credit for Child and Dependent Care Expenses

**Note:** *This credit may not be claimed by nonresidents.*

Certain payments made for child and dependent care (including payments made to the State of Hawaii A+ Program) may be claimed as a credit against your tax due. See the instructions for Schedule X, Part II, on page 38.

**Note:** *Do not claim this credit if you are being claimed or eligible to be claimed as a dependent by any taxpayer for federal or Hawaii income tax purposes.*

**To claim this credit.** Complete Schedule X, Part II, and attach it to your return.

## Line 48

### Credit for Child Passenger Restraint System

Each individual taxpayer who files an individual income tax return for the taxable year may claim a tax credit for 2017 for the purchase of **one or more new** child passenger restraint systems which comply with federal motor vehicle safety standards.

**Note:** This credit is \$25 per return regardless of the cost or the number of restraint systems purchased.

**To claim this credit.** Enter \$25 on line 48, and attach a copy of the sales invoice, which states the type of child restraint system purchased, to your return.

**Your claim for this credit may be rejected** if the invoice is not attached, or if 1) or 2) applies but no statement or explanation is attached.

- 1) If the invoice doesn't have your name on it, you must attach a statement saying that you and nobody else is claiming the credit for the purchase described in the invoice.
- 2) If the invoice has somebody else's name on it, you must attach an explanation.

**Deadline for claiming this credit.** If you are a calendar year taxpayer, the deadline to claim the credit, including amended claims, is December 31, 2018. If you are a fiscal year taxpayer, the deadline to claim the credit, including amended claims, is 12 months after the close of your taxable year. You cannot claim or amend the credit after the deadline.

## Line 49

### Total Refundable Tax Credits from Schedule CR

If you are claiming any of the following refundable tax credits, you must use Schedule CR, Schedule of Tax Credits, to summarize the total refundable tax credits claimed. Complete Part II of Schedule CR, and enter the amount from Schedule CR, line 26, on Form N-15, line 49. Attach Schedule CR directly behind Form N-15.

The following refundable tax credits are included on Schedule CR:

#### Capital Goods Excise Tax Credit

A 4% credit is available to Hawaii businesses that acquire qualifying business property and place it in service during the taxable year.

For more information, see the instructions for Form N-312, Tax Information Release No. 88-6, "Capital Goods Excise Tax Credit," Tax Information Release No. 88-8, "Capital Goods Excise Tax Credit Recapture," Tax Information Release No. 89-4, "The Taxpayer Who Is Entitled To The Capital Goods Excise Tax Credit When The Parties Characterize A Transaction As A Lease Or Sale-Leaseback," and Tax Information Release No. 2001-4, "The Definition of 'Cost'; The Payment of Tax Requirement; and Safe Harbor Guidelines Pertaining to the Capital Goods Excise Tax Credit."

**To claim this credit.** Complete Form N-312 and Schedule CR and attach them to your return.

**Deadline for claiming this credit.** If you are a calendar year taxpayer, the deadline to claim the credit, including amended claims, is December 31, 2018. If you are a fiscal year taxpayer, the deadline to claim the credit, including amended claims, is 12 months after the close of your taxable year. You cannot claim or amend the credit after the deadline.

#### Fuel Tax Credit for Commercial Fishers

Each principal operator of a commercial fishing vessel who files an individual income tax return may claim an income tax credit for certain fuel taxes paid during the year.

**To claim this credit.** Complete Form N-163 and Schedule CR and attach them to your return.

**Deadline for claiming this credit.** If you are a calendar year taxpayer, the deadline to claim the credit, including amended claims, is December 31, 2018. If you are a fiscal year taxpayer, the deadline to claim the credit, including amended claims, is 12 months after the close of your taxable year. You cannot claim or amend the credit after the deadline.

#### Motion Picture, Digital Media, and Film Production Income Tax Credit

**Note:** Act 143, Session Laws of Hawaii 2017, extends the repeal date of the motion picture, digital media, and film production income tax credit from January 1, 2019, to January 1, 2026.

A taxpayer may claim an income tax credit of (1) 20% of the qualified production costs incurred before January 1, 2026, by a qualified production in the City and County of Honolulu, and (2) 25% of the qualified production costs incurred before January 1, 2026, by a qualified production in the Kauai, Maui,

or Hawaii county. The total tax credits claimed per qualified production shall not exceed \$15,000,000.

For more information, see Form N-340, Motion Picture, Digital Media, and Film Production Income Tax Credit.

**To claim this credit.** Complete Form N-340 and Schedule CR and attach them to your return.

**Deadline for claiming this credit.** If you are a calendar year taxpayer, the deadline to claim the credit, including amended claims, is December 31, 2018. If you are a fiscal year taxpayer, the deadline to claim the credit, including amended claims, is 12 months after the close of your taxable year. You cannot claim or amend the credit after the deadline.

### Refundable Renewable Energy Technologies Income Tax Credit (For Systems Installed and Placed in Service on or After July 1, 2009)

If you install and place in service an eligible renewable energy technology system in Hawaii, you may qualify to claim this credit. You may claim the credit as nonrefundable or refundable. For information on how to claim the credit as nonrefundable, see the instructions for Nonrefundable Renewable Energy Technologies Income Tax Credit on page 32. A refundable credit means you will receive a tax refund if your credit amount is greater than the amount of income tax you owe. You may elect to claim the credit as a refundable credit under the following circumstances:

#### Reduced Credit

For a solar energy system such as a solar water heater or photovoltaic system, you must reduce the credit amount by 30% unless you meet the conditions described in the "Full Credit" paragraph.

#### Full Credit

For a solar or wind energy system, you may claim the full credit as a refundable credit if you are an individual taxpayer and any of the following apply:

- (1) All your (and your spouse's) income is retirement income such as pension distributions, social security, or distributions from a public retirement system that is exempt from Hawaii income tax; or
- (2) Your Hawaii adjusted gross income (AGI) is \$20,000 or less (\$40,000 or less if you are married filing a joint return).

#### Irrevocable Election

A taxpayer and spouse who do not file a joint tax return shall only be entitled to make this election to the extent that they would have been entitled to make the election had they filed a joint tax return.

Once an election is made to treat the tax credit as refundable, the election cannot be revoked. An amended return cannot be filed to change the tax credit from refundable to nonrefundable.

#### Total Output Capacity

A system classified under "other solar energy system" such as a photovoltaic system must meet the total output capacity requirement to qualify for the credit unless an exception applies.

The total output capacity requirements are:

- Single-family residential property — 5 kilowatts per system
- Multi-family residential property — 0.360 kilowatts per unit per system
- Commercial property — 1,000 kilowatts per system

For more information, see Form N-342 and its instructions, and Tax Information Release No. 2007-02, "Relating to the Renewable Energy Technologies Income Tax Credit," Tax Information Release No. 2010-10, "Common Income Tax & General Excise Tax Issues Associated with the Renewable Energy Technologies Income Tax Credit, HRS §235-12.5," and Tax Information Release No. 2012-01, "Temporary Administrative Rules Relating to the Renewable Energy Technologies Income Tax Credit."

**To claim this credit.** Complete Form N-342 and Schedule CR and attach them to your return. Also, fill in the appropriate oval on Schedule CR to indicate the type of energy system.

**Deadline for claiming this credit.** If you are a calendar year taxpayer, the deadline to claim the credit, including amended claims, is December 31, 2018. If you are a fiscal year taxpayer, the deadline to claim the credit, including amended claims, is 12 months after the close of your taxable year. You cannot claim or amend the credit after the deadline.

### Important Agricultural Land Qualified Agricultural Cost Tax Credit

If you are claiming the important agricultural land qualified agricultural cost tax credit, see Form N-344 for information.

**To claim this credit.** Complete Form N-344 and Schedule CR and attach them to your return.

**Deadline for claiming this credit.** If you are a calendar year taxpayer, the deadline to claim the credit, including amended claims, is December 31, 2018. If you are a fiscal year taxpayer, the deadline to claim the credit, including amended claims, is 12 months after the close of your taxable year. You cannot claim or amend the credit after the deadline.

## Tax Credit for Research Activities

For taxable years from 2013 to 2019, each qualified high technology business subject to Hawaii's income tax can claim an income tax credit for qualified research activities equal to the federal credit for increasing research activities provided by IRC section 41, provided that in order to qualify for this tax credit, the qualified high technology business shall also claim a federal tax credit for the same qualified research activities under IRC section 41. Qualified research expenses shall not include research expenses incurred outside Hawaii.

**To claim this credit.** Complete Form N-346 and Schedule CR and attach them to your return. Form N-346A, which must be certified for research expenses incurred after December 31, 2012, also must be attached to your return.

**Deadline for claiming this credit.** If you are a calendar year taxpayer, the deadline to claim the credit, including amended claims, is December 31, 2018. If you are a fiscal year taxpayer, the deadline to claim the credit, including amended claims, is 12 months after the close of your taxable year. You cannot claim or amend the credit after the deadline.

## Other Credits

### Pro Rata Share of Taxes Withheld and Paid by a Partnership, Estate, Trust, or S Corporation on the Sale of Hawaii Real Property Interests

If the tax was withheld by a partnership, estate, trust or S corporation, and you are taxable on a pro rata share of the entity's gain on the sale, include ONLY the amount of your pro rata share of any net income taxes withheld and paid by the partnership, estate, trust or S corporation on Schedule CR, line 25a, and attach a copy of the Schedule K-1 issued to you by the partnership, estate, trust, or S corporation.

**Note:** *If the partnership, estate, trust or S corporation filed a Form N-288C, Application for Tentative Refund of Withholding on Dispositions by Nonresident Persons of Hawaii Real Property Interests, you may not claim this credit for your share of the amount being refunded to the entity.*

### Credit From a Regulated Investment Company

A shareholder of a regulated investment company is allowed a credit for the tax paid to the State by the company on the amount of capital gains which by IRC section 852(b)(3)(D) is required to be included in the shareholder's return. The regulated investment company will notify you of the undistributed capital gains amount and the tax paid, if any. If this credit applies to you, include the amount on Schedule CR, line 25b, and attach an explanation.

## Line 51

Line 44 minus line 50. Enter the result on this line.

If line 51 is a negative number, shade the minus (-) in the box to the left of the amount boxes.

If you are using nonrefundable credits to offset your adjusted tax liability (line 51), the total of the nonrefundable credits used cannot be greater than your adjusted tax liability. If line 51 is zero or less, nonrefundable tax credits may not be used. Even if you are not able to use the nonrefundable tax credits, complete the forms for any tax credits you qualify for, and attach the forms to your Form N-15. If the forms are not attached, no claim for the tax credit has been made, and you will lose the carryover of your unused tax credits.

## Nonrefundable Credits

### Line 52

#### Total Nonrefundable Tax Credits from Schedule CR

**Note:** *If line 51 is zero or less, no tax credit may be used. Enter zero on line 52.*

If you are claiming any nonrefundable tax credits, you must use Schedule CR, Schedule of Tax Credits, to summarize the total nonrefundable tax credits claimed. Complete Part I of Schedule CR, and enter the amount from Schedule CR, line 18, on Form N-15, line 52. Attach Schedule CR directly behind Form N-15. The following nonrefundable tax credits are included on Schedule CR:

## Credit for Income Taxes Paid to Other States and Countries

**Note:** *If you claim a credit for income taxes paid to other states and countries, you cannot also claim those amounts as an itemized deduction for state and foreign income taxes paid to another state or foreign country.*

**Note:** *This credit may not be claimed by nonresidents, unless they are married and filing a joint resident or joint part-year resident return.*

If you have out-of-state income that is taxed by another state or foreign country and also by Hawaii, you may claim a credit against your Hawaii income for the net income tax you paid to the other state or foreign country on income you reported in Column B while you were a Hawaii resident if you meet the following conditions:

- The income was earned while you were a **Hawaii resident** (or you are married and filing a joint resident or joint part-year resident return) and was not exempt from Hawaii income tax;
- The income on which the state or foreign tax is imposed was derived or received from sources outside Hawaii;
- You were liable for and paid tax to the foreign jurisdiction (net amount of tax paid to a foreign jurisdiction after all credits, reductions, and refunds allowed or allowable by the laws of the foreign jurisdiction have been deducted);
- The tax paid to the other state or foreign country is an income-based tax that is imposed on both residents and nonresidents of the other state or foreign country, rather than a sales, gross receipts, withholding, or value added tax (i.e., taxes withheld on dividends paid from foreign investments do not qualify);
- No credit is allowed if the foreign income is excluded on the federal return;
- No credit is allowed if the foreign tax credit is allowed on the federal return;
- The income must be taxed by the other state or foreign country for the same taxable year for which the Hawaii credit is claimed;
- No credit is allowed for penalties or interest paid to the other state or foreign country; and
- No credit is allowed for city or local income taxes paid to another state.

**Out-of-State Tax Refund.** If you claim this credit and you later receive a tax refund from the other state or foreign country, you MUST report this to the Department. You may be subject to penalties if you fail to make this report.

For more information, see section 235-55, HRS, and section 18-235-55, Hawaii Administrative Rules.

**To claim this credit.** Complete the *Other State and Foreign Tax Credit Worksheet* on page 45. On line 5 of the worksheet, enter the net amount of tax paid to the other state after all credits, reductions, and refunds allowed or allowable by the laws of the other state have been deducted (net tax liability).

You must attach the following to your return:

- Schedule CR.
- If you entered any amount on line 5, you must attach a copy of the tax return(s) from the other state(s).
- If you entered any amount on line 6, you must attach a copy of all federal Form(s) 1116 that you are filing this year. If you are not required to file federal Form 1116, attach a copy of the payee statement (such as federal Form 1099-DIV or 1099-INT) that you received for your foreign source income.

### Credit for Beneficiaries of Foreign Trusts

Any resident beneficiary of a trust with a situs in another State may claim a credit for income taxes paid by the trust to the other State on any income that is attributable to assets other than intangibles. This credit is not allowed for trusts that are residents in a foreign country (or in any territory or possession of the United States).

The trust will inform you of what your share of the trust's income is, and how much of it is long-term capital gains. Include these amounts on lines 3 and 4, respectively, of the *Other State and Foreign Tax Credit Worksheet* on page 45.

The trust will also tell you your share of the tax the trust paid to the other state. Find out how much of the trust's income was attributable to real property and tangible personal property (**not** including stocks, bonds, mortgages, and other intangibles). Divide that number by the total amount of the trust's income, and multiply your share of the out-of-state tax by that percentage. Include this amount on line 5 of the *Other State and Foreign Tax Credit Worksheet* on page 45.

### Credit for Shareholders of S Corporations

A shareholder of an S corporation shall be considered to have paid a tax imposed on the shareholder in an amount equal to the shareholder's pro rata share of any net income tax paid by the S corporation to a state which does not measure the income of S corporation shareholders by the income of the

S corporation. The term “net income tax” means any tax imposed on or measured by a corporation’s net income.

The S corporation will inform you of what your share of its income is, and how much of it is long-term capital gains. Include these amounts on lines 3 and 4, respectively, of the *Other State and Foreign Tax Credit Worksheet* on page 45.

The S corporation will also tell you your share of the tax paid to the other state. Include this amount on line 5 of the *Other State and Foreign Tax Credit Worksheet* on page 45.

**Special Rule for Part-Year Residents:** If you are a part-year resident, you are only allowed a credit for the period in which you were a resident. In using the *Other State and Foreign Tax Credit Worksheet* on page 45, **do not include** income that was earned during the period of nonresidence, deductions that were connected with that income, or taxes paid or payable on that income. For more information, see Tax Information Release No. 90-3, “*Income Taxation and Eligibility for Credits of an Individual Taxpayer Whose Status Changes from Resident to Nonresident or from Nonresident to Resident.*”

## Carryover of the Energy Conservation Tax Credit

**Note:** *The energy conservation tax credit expired on June 30, 2003. This credit may be claimed only if you have a carryover of the tax credit from a prior year.*

Each individual resident taxpayer who files an individual income tax return and who has unused credits for energy conservation from the prior year may claim a tax credit against its individual income tax liability. Tax credits that exceed the individual’s income tax liability are not refunded but may be used as a credit against the individual’s income tax liability in subsequent years until exhausted.

For more information, see Form N-323, Carryover of Tax Credits.

**To claim the carryover of this credit.** Complete Form N-323 and Schedule CR and attach them to your return.

See the discussion for the Renewable Energy Technologies Income Tax Credit (For Systems Installed and Placed in Service on or After July 1, 2009), for the credit available for current system installations.

## Enterprise Zone Tax Credit

A qualified enterprise zone business may claim a credit for a percentage of net income tax due to the State attributable to the conduct of business within a zone and a percentage of the amount of unemployment insurance premiums paid based on the payroll of employees employed at the business firm establishments in the zone. The applicable percentage is 80% the first year; 70% the second year; 60% the third year; 50% the fourth year; 40% the fifth year; 30% the sixth year; and 20% the seventh year. This credit is not refundable and any unused credit may NOT be carried forward.

For more information, see Form N-756, Enterprise Zone Tax Credit.

**To claim this credit.** Complete Form N-756 and Schedule CR and attach them to your return.

## Low-Income Housing Tax Credit

**Note:** *Do not confuse this credit with the credit for low-income household renters.*

Hawaii’s low-income housing tax credit is equal to 50% of the tax credit allocated by the Hawaii Housing Finance and Development Corporation for qualified buildings located within the State of Hawaii.

Contact the Hawaii Housing Finance and Development Corporation for qualifying requirements and further information.

**To claim this credit.** Complete Form N-586 and Schedule CR and attach them to your return.

**Deadline for claiming this credit.** If you are a calendar year taxpayer, the deadline to claim the credit, including amended claims, is December 31, 2018. If you are a fiscal year taxpayer, the deadline to claim the credit, including amended claims, is 12 months after the close of your taxable year. You cannot claim or amend the credit after the deadline.

## Credit for Employment of Vocational Rehabilitation Referrals

The amount of the tax credit for the taxable year is equal to 20% of the qualified first-year wages for that year. The amount of the qualified first-year wages which may be taken into account with respect to any individual shall not exceed \$6,000.

“Qualified wages” means the wages paid or incurred by the employer during the taxable year to an individual who is a vocational rehabilitation referral and more than one-half of the wages paid or incurred for such an individual is for services performed in a trade or business of the employer. “Qualified first-year wages” means, with respect to any vocational rehabilitation referral,

qualified wages attributable to service rendered during the one-year period beginning with the day the individual begins work for the employer.

The credit allowed shall be claimed against net income tax liability for the taxable year. A tax credit which exceeds the taxpayer’s income tax liability may be used as a credit against the taxpayer’s income tax liability in subsequent years until exhausted.

For more information, see Form N-884, Credit for Employment of Vocational Rehabilitation Referrals.

**To claim this credit.** Complete Form N-884 and Schedule CR and attach them to your return.

**Deadline for claiming this credit.** If you are a calendar year taxpayer, the deadline to claim the credit, including amended claims, is December 31, 2018. If you are a fiscal year taxpayer, the deadline to claim the credit, including amended claims, is 12 months after the close of your taxable year. You cannot claim or amend the credit after the deadline.

## Carryover of the High Technology Business Investment Tax Credit

**Note:** *The high technology business investment tax credit is not available for investments made after December 31, 2010. You may claim the tax credit only if you have a carryover of the tax credit from a prior year.*

Each taxpayer who files an individual income tax return and who has unused high technology business investment tax credits may claim a tax credit against its individual income tax liability. A tax credit which exceeds the taxpayer’s income tax liability may be used as a credit against the taxpayer’s income tax liability in subsequent years until exhausted.

For more information, see Form N-323, Carryover of Tax Credits.

**To claim the carryover of this credit.** Complete Form N-323 and Schedule CR and attach them to your return.

## Carryover of the Individual Development Account Contribution Tax Credit

**Note:** *The individual development account contribution tax credit is not available for taxable years beginning after December 31, 2004. This credit may be claimed only if you have a carryover of the tax credit from a prior year.*

Each individual taxpayer who files an individual income tax return and who has unused credits for contributions of matching funds to an individual development account from the prior year may claim a tax credit against its individual income tax liability. Tax credits that exceed the individual’s income tax liability are not refunded but may be used as a credit against the individual’s income tax liability in subsequent years until exhausted.

For more information, see Form N-323, Carryover of Tax Credits.

**To claim the carryover of this credit.** Complete Form N-323 and Schedule CR and attach them to your return.

## Carryover of the Technology Infrastructure Renovation Tax Credit

**Note:** *The technology infrastructure renovation tax credit is not available for taxable years beginning after December 31, 2010. This credit may be claimed only if you have a carryover of the tax credit from a prior year.*

Each individual taxpayer who files an individual income tax return and who has unused credits from the prior year for renovation costs to provide a commercial building with technology enabled infrastructure may claim a tax credit against its individual income tax liability. Tax credits that exceed the individual’s income tax liability are not refunded but may be used as a credit against the individual’s income tax liability in subsequent years until exhausted.

For more information, see Form N-323, Carryover of Tax Credits.

**To claim the carryover of this credit.** Complete Form N-323 and Schedule CR and attach them to your return.

## Credit for School Repair and Maintenance

Licensed contractors, pest control operators, and professional engineers, architects, surveyors and landscape architects who are subject to Hawaii’s income tax may claim an income tax credit for contributions of in-kind services for the repair and maintenance of public schools. The credit shall be an amount equal to 10% of the value of the services contributed. Certain other limitations and restrictions apply.

The credit allowed shall be claimed against net income tax liability for the taxable year. A tax credit which exceeds the taxpayer’s income tax liability may be used as a credit against the taxpayer’s income tax liability in subsequent years until exhausted.

For more information, see Form N-330, Credit for School Repair and Maintenance.

**To claim this credit.** Complete Form N-330 and Schedule CR and attach them to your return.

**Deadline for claiming this credit.** If you are a calendar year taxpayer, the deadline to claim the credit, including amended claims, is December 31, 2018. If you are a fiscal year taxpayer, the deadline to claim the credit, including amended claims, is 12 months after the close of your taxable year. You cannot claim or amend the credit after the deadline.

## Carryover of the Hotel Construction and Remodeling Tax Credit

**Note:** *The 10% nonrefundable hotel construction and remodeling tax credit may not be claimed for qualified construction or renovation costs incurred after June 30, 2003. This credit may be claimed only if you have a carryover of the tax credit from a prior year.*

Each individual taxpayer who files an individual income tax return and who has unused credits for qualified construction or renovation costs from the prior year may claim a tax credit against its individual income tax liability. Tax credits that exceed the individual's income tax liability are not refunded but may be used as a credit against the individual's income tax liability in subsequent years until exhausted.

For more information, see Form N-323, Carryover of Tax Credits, and Tax Information Release No. 2000-2, "Hotel Construction and Remodeling Tax Credit."

**To claim the carryover of this credit.** Complete Form N-323 and Schedule CR and attach them to your return.

## Carryover of the Residential Construction and Remodeling Tax Credit

**Note:** *The residential construction and remodeling tax credit may not be claimed for construction or renovation costs incurred after June 30, 2003. This credit may be claimed only if you have a carryover of the tax credit from a prior year.*

Each individual taxpayer who files an individual income tax return and who has unused credits for qualified construction or renovation costs from the prior year may claim a tax credit against its individual income tax liability. Tax credits that exceed the individual's income tax liability are not refunded but may be used as a credit against the individual's income tax liability in subsequent years until exhausted.

For more information, see Form N-323, Carryover of Tax Credits, and Tax Information Release No. 2002-3, "Residential Construction and Remodeling Tax Credit."

**To claim the carryover of this credit.** Complete Form N-323 and Schedule CR and attach them to your return.

## Carryover of the Nonrefundable Renewable Energy Technologies Income Tax Credit (For Systems Installed and Placed in Service Before July 1, 2009)

**Note:** *This credit may be claimed only if you have a carryover of the nonrefundable renewable energy technologies income tax credit for systems installed and placed in service before July 1, 2009.*

Each taxpayer who files an individual income tax return and who has unused renewable energy technologies income tax credits for systems installed and placed in service before July 1, 2009, may claim a tax credit against its individual income tax liability. A tax credit which exceeds the taxpayer's income tax liability may be used as a credit against the taxpayer's income tax liability in subsequent years until exhausted.

For more information, See Form N-323, Carryover of Tax Credits.

**To claim the carryover of this credit.** Complete Form N-323 and Schedule CR and attach them to your return.

See the discussion for the Renewable Energy Technologies Income Tax Credit (For Systems Installed and Placed in Service on or After July 1, 2009), for the credit available for current system installations.

## Nonrefundable Renewable Energy Technologies Income Tax Credit (For Systems Installed and Placed in Service on or After July 1, 2009)

If you install and place in service an eligible renewable energy technology system in Hawaii, you may qualify to claim this credit. You may claim the credit as nonrefundable or refundable. For information on how to claim the credit as refundable, see the instructions for Refundable Renewable Energy Technologies Income Tax Credit on page 29. A nonrefundable credit means your credit will be applied towards the amount of income tax you owe. If your nonrefund-

able credit is greater than the amount of income tax that you owe, then you may carryover the remaining credit and apply it towards next year's income tax. You may continue to carryover the credit until it is used up.

### Total Output Capacity

A system classified under "other solar energy system" such as a photovoltaic system must meet the total output capacity requirement to qualify for the credit unless an exception applies.

The total output capacity requirements are:

- Single-family residential property — 5 kilowatts per system
- Multi-family residential property — 0.360 kilowatts per unit per system
- Commercial property — 1,000 kilowatts per system

For more information, see Form N-342 and its instructions, and Tax Information Release No. 2007-02, "Relating to the Renewable Energy Technologies Income Tax Credit," Tax Information Release No. 2010-10, "Common Income Tax & General Excise Tax Issues Associated with the Renewable Energy Technologies Income Tax Credit, HRS §235-12.5," and Tax Information Release No. 2012-01, "Temporary Administrative Rules Relating to the Renewable Energy Technologies Income Tax Credit."

**To claim this credit.** Complete Form N-342 and Schedule CR and attach them to your return. Also, fill in the appropriate oval on Schedule CR to indicate the type of energy system.

**Deadline for claiming this credit.** If you are a calendar year taxpayer, the deadline to claim the credit, including amended claims, is December 31, 2018. If you are a fiscal year taxpayer, the deadline to claim the credit, including amended claims, is 12 months after the close of your taxable year. You cannot claim or amend the credit after the deadline.

## Capital Infrastructure Tax Credit

**Note:** *Act 213, Session Laws of Hawaii 2017, made several amendments to the capital infrastructure tax credit, including provisions to (1) increase the amount of the tax credit per taxable year to \$2,500,000, and (2) expand the definition of capital infrastructure costs, effective July 12, 2017.*

The capital infrastructure tax credit, which helps tenants who were displaced by the Kapalama container terminal project, is effective for taxable years beginning after December 31, 2013. The credit will not be available for taxable years beginning after December 31, 2019.

The tax credit is the lesser of 50% of the capital infrastructure costs paid or incurred by a qualified infrastructure tenant during the taxable year or \$2,500,000.

For more information, see Form N-348, Capital Infrastructure Tax Credit.

**To claim this credit.** Complete Form N-348 and Schedule CR and attach them to your return.

**Deadline for claiming this credit.** If you are a calendar year taxpayer, the deadline to claim the credit, including amended claims, is December 31, 2018. If you are a fiscal year taxpayer, the deadline to claim the credit, including amended claims, is 12 months after the close of your taxable year. You cannot claim or amend the credit after the deadline.

## Cesspool Upgrade, Conversion or Connection Income Tax Credit

**Note:** *Act 125, Session Laws of Hawaii 2017, amends the definition of "qualified cesspool" effective July 1, 2017.*

A taxpayer may claim a credit for the costs to upgrade or convert a qualified cesspool into a septic system or an aerobic treatment unit system, or to connect a qualified cesspool to a sewer system, effective for taxable years beginning after December 31, 2015. The credit will not be available for taxable years beginning after December 31, 2020.

The tax credit is equal to the qualified expenses of the taxpayer, up to a maximum of (1) \$10,000 per cesspool, or (2) \$10,000 per residential dwelling connected to a residential large capacity cesspool.

For more information, see Form N-350, Cesspool Upgrade, Conversion or Connection Income Tax Credit.

**To claim this credit.** Complete Form N-350 and Schedule CR and attach them to your return.

**Deadline for claiming this credit.** If you are a calendar year taxpayer, the deadline to claim the credit, including amended claims, is December 31, 2018. If you are a fiscal year taxpayer, the deadline to claim the credit, including amended claims, is 12 months after the close of your taxable year. You cannot claim or amend the credit after the deadline.

## Renewable Fuels Production Tax Credit

Act 202, Session Laws of Hawaii 2016, provides that each taxpayer producing renewable fuels may claim a nonrefundable renewable fuels production tax credit for taxable years beginning after December 31, 2016, and before December 31, 2021.



The tax credit is the lesser of 20 cents per 76,000 British thermal units of renewable fuels using the lower heating value sold for distribution in Hawaii or \$3,000,000 per taxable year. The taxpayer's production of renewable fuels cannot be less than 15 billion British thermal units of renewable fuels per year.

For more information, see Form N-352, Renewable Fuels Production Tax Credit.

**To claim this credit.** Complete Form N-352 and Schedule CR and attach them to your return.

**Deadline for claiming this credit.** If you are a calendar year taxpayer, the deadline to claim the credit, including amended claims, is December 31, 2018. If you are a fiscal year taxpayer, the deadline to claim the credit, including amended claims, is 12 months after the close of your taxable year. You cannot claim or amend the credit after the deadline.

### Organic Foods Production Tax Credit

Act 258, Session Laws of Hawaii 2016, provides that a qualified taxpayer incurring qualified expenses associated with the production or handling of organic foods may claim a nonrefundable organic foods production tax credit for taxable years beginning after December 31, 2016, and before December 31, 2021.

The tax credit is 100% of qualified expenses up to a maximum of \$50,000 per qualified taxpayer. The amount of tax credits certified in any given tax year cannot exceed \$2,000,000.

For more information, see Form N-354, Organic Foods Production Tax Credit.

**To claim this credit.** Complete Form N-354 and Schedule CR and attach them to your return.

**Deadline for claiming this credit.** If you are a calendar year taxpayer, the deadline to claim the credit, including amended claims, is December 31, 2018. If you are a fiscal year taxpayer, the deadline to claim the credit, including amended claims, is 12 months after the close of your taxable year. You cannot claim or amend the credit after the deadline.

### Line 53

Line 51 minus line 52. Enter the result on this line.

If line 53 is a negative number, shade the minus (-) in the box to the left of the amount boxes.

### Tax Already Paid

### Line 54

#### Total Hawaii Income Tax Withheld

Add the Hawaii income tax withheld as shown on your Forms HW-2, N-2, and N-4, and federal Forms W-2 and 1099-G (unemployment compensation). Enter the total on this line. Attach a copy of Forms HW-2, N-2, and N-4, and federal Forms W-2 and 1099-G showing the withholding. If not attached, the withholding may be disallowed.

**Note:** If taxes were withheld on the sale of Hawaii real property, report this amount on line 55, "2017 Estimated Tax Payments."

### Line 55

#### 2017 Estimated Tax Payments

Enter on this line your estimated Hawaii income tax payments you made on Form N-1 for 2017. Do not include your 2016 overpayment that you requested to have applied to your 2017 estimated tax (this amount is to be reported on line 56).

Also include on this line the amount of taxes withheld on the sale of Hawaii real property computed as follows:

1. Amount of taxes withheld as shown on Form(s) N-288A, Statement of Withholding on Dispositions by Nonresident Persons of Hawaii Real Property Interests . \_\_\_\_\_
2. Amount of refund you already applied for on Form(s) N-288C, Application for Tentative Refund of Withholding on Dispositions by Nonresident Persons of Hawaii Real Property Interests ..... \_\_\_\_\_
3. Line 1 minus line 2. Include this amount on Form N-15, line 55..... \_\_\_\_\_

**Note:** Attach a copy of the Form(s) N-288A showing the withholding.

If the tax was withheld for you through a partnership, estate, trust, or S corporation, see the Instructions for *Pro Rata Share of Taxes Withheld and Paid by a Partnership, Estate, Trust, or S Corporation on the Sale of Hawaii Real Property Interests* on page 30.

Enter the amounts paid on Forms N-1 and N-288A (less amount of refund applied for on Form N-288C) in the appropriate spaces. Add the amounts paid on Forms N-1 and N-288A (less amount of refund applied for on Form N-288C), and enter the result on line 55.

If you and your spouse paid joint estimated tax but are now filing separate income tax returns, one of you can claim all of the amount paid or you can each claim a part of it. Please be sure to show both social security numbers (or ITINs) on the separate returns. If you or your spouse paid separate estimated tax, but you are now filing a joint income tax return, add the amounts you each paid.

Follow the above instructions even if your spouse died during the year.

### Line 56

#### 2016 Overpayment Applied to 2017 Estimated Tax

Enter on this line any overpayment from your 2016 return that you applied to your 2017 estimated tax as shown on line 63 of your 2016 Form N-15.

### Line 57

#### Amount Paid with Extension

If you made a payment with Form N-101A, enter the amount you paid on this line.

### Line 58

#### Total Payments

Add lines 54 through 57. Enter the amount on this line.

### Refund or Balance Due

### Line 59

#### Amount Overpaid

If line 58 is larger than line 53, **and** line 53 is zero or more, subtract line 53 from line 58 and show the difference on line 59. This is the amount overpaid.

**However,** if line 53 is less than zero, complete the following worksheet:

1. Amount from line 53 (enter as a positive number) ..... \_\_\_\_\_
2. Amount from line 58..... \_\_\_\_\_
3. Add line 1 and line 2 ..... \_\_\_\_\_

Enter the amount from line 3 of the worksheet on line 59. This is the amount overpaid.

### Line 60a

#### Contribution to the Hawaii Schools Repairs and Maintenance Fund

The Hawaii School-Level Minor Repairs and Maintenance Special Fund provides moneys for school-level minor repairs and maintenance. If you have an overpayment of at least \$2 (\$4 if married and filing a joint return), you can choose to contribute to the Hawaii School-Level Minor Repairs and Maintenance Special Fund.

Fill in the appropriate oval(s) if you want to contribute \$2 to the Hawaii School-Level Minor Repairs and Maintenance Special Fund (or \$4 if you are filing a joint return and your spouse also wants to contribute). No other amounts can be accepted. Your contribution will reduce your refund. Once made, the contribution cannot be revoked.

### Line 60b

#### Contribution to the Hawaii Public Libraries Fund

The Hawaii Public Libraries Special Fund provides moneys to support the operations of the library system. If you have an overpayment of at least \$2 (\$4 if married and filing a joint return), you can choose to contribute to the Hawaii Public Libraries Special Fund

Fill in the appropriate oval(s) if you want to contribute \$2 to the Hawaii Public Libraries Special Fund (or \$4 if you are filing a joint return and your spouse also wants to contribute). No other amounts can be accepted. Your contribution will reduce your refund. Once made, the contribution cannot be revoked.

## Line 60c

### Contribution to the Domestic and Sexual Violence / Child Abuse and Neglect Funds

The Hawaii Children's Trust Fund provides moneys for the award of grants for primary and secondary prevention activities to prevent child abuse and neglect. The Domestic Violence and Sexual Assault Special Fund provides moneys for programs and grants or purchases of service that support or provide domestic violence and sexual assault intervention or prevention. The Spouse and Child Abuse Special Accounts provide moneys for staff programs, and grants or purchases of service that support or provide spouse or child abuse intervention or prevention. If you have an overpayment of at least \$5 (\$10 if married and filing a joint return), you can choose to contribute to these funds.

Fill in the appropriate oval(s) if you want to contribute \$5 to the Hawaii Children's Trust Fund, the Domestic Violence and Sexual Assault Special Fund, and the Spouse and Child Abuse Special Accounts (or \$10 if you are filing a joint return and your spouse also wants to contribute). No other amounts can be accepted. Your contribution will reduce your refund. Once made, the contribution cannot be revoked.

## Line 63

### Applied to 2018 Estimated Tax

Enter the amount from line 62 that you want applied to your estimated tax for 2018.

We will apply amounts to your account unless you attach a request to apply it to your spouse's account. The request should include your spouse's social security number and full name.

## Line 64a

### Refund

Line 62 minus line 63. This is the amount that will be refunded to you.

**Note:** Fill in the oval under line 64a if the ultimate destination of your refund is to a foreign (non-U.S.) bank account. Do not complete lines 64b through 64d. Due to rules for international ACH transactions that went into effect on September 18, 2009, the direct deposit of your refund into a foreign (non-U.S.) bank account will not be available. A check will be sent to you instead.

**Note:** If you are filing a Hawaii income tax return for the first time, you will not be allowed to have your refund directly deposited into your checking or savings account. Do not complete lines 64b through 64d. A check will be sent to you instead.

**Note:** If you are filing your return after the prescribed due date, the refund shown may be limited or disallowed due to the statute of limitations. In general, a claim for refund or credit for overpaid income taxes must be filed within three years after the return is filed for the taxable year, within three years of the due date for filing the return, or within two years from when the tax is paid, whichever is later. For purposes of determining whether a refund or credit is allowed, taxes paid on or before the due date of the return (e.g., taxes withheld from an employee's pay, or estimated tax payments) are considered paid on the due date of the return, without considering an extension of time to file the return.

## Lines 64b Through 64d

### Direct Deposit of Refund

Complete lines 64b through 64d if you want the Department to directly deposit the amount shown on line 64a into your checking or savings account at a bank or other financial institution (such as a mutual fund, brokerage firm, or credit union) instead of sending you a check.

**Note:** If the ultimate destination of your refund is to a foreign (non-U.S.) bank account, do not complete lines 64b through 64d. See the instructions for line 64a.

**Note:** If you are filing a Hawaii income tax return for the first time, do not complete lines 64b through 64d. See the instructions for line 64a.

**Note:** If you owe certain past-due debt, such as child support, and all or part of the overpayment on line 59 is used (offset) to pay the past-due amount, you will not be allowed to have your refund directly deposited into your checking or savings account. A check will be sent to you instead.

### Why Use Direct Deposit?

- You get your refund fast – even faster if you e-file!
- Payment is more secure – there is no check to get lost.
- More convenient. No trip to the bank to deposit your check.
- Saves tax dollars. A refund by direct deposit costs less than a check.

You can check with your financial institution to make sure your deposit will be accepted and to get the correct routing and account numbers. The Department is not responsible for a lost refund if you enter the wrong account information.

If you file a joint return and fill in lines 64b through 64d, you are appointing your spouse as an agent to receive the refund. This appointment cannot be changed later.

Some financial institutions will not allow a joint refund to be deposited into an individual account. If the direct deposit is rejected, a check will be sent instead. The Department is not responsible if a financial institution rejects a direct deposit.

### Routing Number

The routing number **must** be **nine** digits. The first two digits must be 01 through 12 or 21 through 32. Otherwise, the direct deposit will be rejected and a check sent instead.

Your check may state that it is payable through a financial institution different from the one at which you have your checking account. If so, **do not** use the routing number on that check. Instead, contact your financial institution for the correct routing number to enter on line 64b.

### Type of Account

On line 64c, fill in the applicable oval to indicate whether you want your refund deposited into your checking or savings account.

### Account Number

Contact your financial institution for the correct account number to enter on line 64d. The account number can be up to 17 characters (both numbers and letters). Omit spaces, hyphens, and special symbols. Enter the number from left to right and leave any unused boxes blank. Be sure **not** to include the check number.

## Line 65

### Balance Due

If line 53 is larger than line 58, line 53 minus line 58 is your balance due.

Use Form N-200V, Individual Income Tax Payment Voucher, to send your payment to the Department.

Attach your check or money order and Form N-200V to the front of Form N-15. Write your social security number, daytime phone number, and "2017 Form N-15" on your check or money order.

**Note:** If you include penalty and/or interest for the late filing of your return with your payment, identify and enter these amounts on a separate sheet of paper and attach to Form N-15. Do not include the penalty and/or interest amounts for the late filing of your return in the Balance Due on line 65.

**Note:** If you cannot pay the full amount you owe, you can enter a payment agreement by requesting for a payment agreement **after** you receive the billing notice. Please be aware that penalty and interest continue to accrue on the unpaid tax amount even though you have not received the billing notice. Payments will be accepted and applied to your tax liability; however, to ensure your payments are applied correctly, your check or money order must have: (1) your name clearly printed on the check as it is printed on the tax return (if filing a joint return, also print your spouse's name), (2) your social security number (if filing a joint return, also write your spouse's social security number), (3) your daytime phone number, and (4) the tax year and form number you filed (e.g., 2017 N-15).

## Line 66

### Estimated Tax Penalty

See the instructions for *Penalties and Interest* on page 36 and Form N-210, Underpayment of Estimated Tax by Individuals, Estates, and Trusts, to see if you owe a penalty for the underpayment of estimated taxes.

If you owe a penalty, enter the penalty amount on Form N-15, line 66. Do not include the penalty amount on line 59 or line 65. If you have any taxes due, include the amount of the penalty on Form N-200V. If you have an overpayment, your overpayment will be reduced automatically by the amount of the penalty.

Fill in the oval at line 66 if Form N-210 is attached.

**Note:** If you are a farmer or fisherman and receive a penalty notice, do not ignore it, even if you think it is in error. You may get a penalty notice even though you filed your return on time, attached Form N-210, and met the gross income from farming or fishing requirement. If you receive a penalty notice for underpaying estimated tax and you think it is in error, write to the address on the notice and explain why you think the notice is in error. Include a computation showing that you met the gross income from farming or fishing requirement.

## Amended Returns

If you are filing an amended return, fill in the amended return oval at the top of Form N-15. Complete your amended return using corrected amounts through line 66. Attach Schedule AMD, Explanation of Changes on Amended Return, to the income tax return Form N-15. Also attach all forms and statements required to file a complete return. If you are claiming any tax credits, remember to attach the required forms, such as Schedule CR and Schedule X, even if you claimed the credits on the original return.

If you are filing an amended return due to a net operating loss carryback, also fill in the NOL Carryback oval and attach a copy of your original federal income tax return for the loss year.

If you are filing an amended return due to an IRS adjustment, also fill in the IRS Adjustment oval.

See page 37 of the instructions for more information.

## Line 67

### Amount Paid (Overpaid) on Original Return

Enter on line 67 the amount paid on your original 2017 Form N-15, line 65 (plus the amount of estimated tax penalty on line 66, if any); or the amount overpaid on your original 2017 Form N-15, line 59 (less the amount of estimated tax penalty on line 66, if any). If the amount is an overpayment, shade the minus (-) in the box to the left of the amount boxes.

Attach Schedule AMD, Explanation of Changes on Amended Return. Also attach all forms and statements required to file a complete return. If you are claiming any tax credits, remember to attach the required forms, such as Schedule CR and Schedule X, even if you claimed the credits on the original return.

## Line 68

### Balance Due (Refund) With Amended Return

If no amount was entered on line 67, enter on line 68 the amount, if any, from line 64a (less the amount of estimated tax penalty on line 66, if any) or line 65 (plus the amount of estimated tax penalty on line 66, if any) of the amended return.

If there is an amount on line 67, complete one of the worksheets below. When completing the worksheet, enter all amounts as positive numbers.

If there is an amount on line 67 and that amount is:

**a.** A payment and there is an amount on line 59, complete the following worksheet:

1. Amount from line 59 (less the amount of estimated tax penalty on line 66, if any) .....
2. Amount from line 67.....
3. Add line 1 and line 2 .....

Enter the amount from line 3 of the worksheet on line 68. This is the amount of your overpayment on your amended return. Shade the minus (-) in the box to the left of the amount boxes.

**b.** A payment and there is an amount on line 65, complete the following worksheet:

1. Amount from line 65 (plus the amount of estimated tax penalty on line 66, if any) .....
2. Amount from line 67.....
3. Line 1 minus line 2.....

Enter the amount from line 3 of the worksheet on line 68.

If the amount on line 1 of the worksheet is larger than the amount on line 2 of the worksheet, this is the amount you owe on your amended return.

If the amount on line 2 of the worksheet is larger than the amount on line 1 of the worksheet, this is the amount of your overpayment on your amended return. Shade the minus (-) in the box to the left of the amount boxes.

**c.** An overpayment and there is an amount on line 59, complete the following worksheet:

1. Amount from line 59 (less the amount of estimated tax penalty on line 66, if any) .....
2. Amount from line 67.....
3. Line 1 minus line 2.....

Enter the amount from line 3 of the worksheet on line 68.

If the amount on line 1 of the worksheet is larger than the amount on line 2 of the worksheet, this is the amount of your overpayment on your amended return. Shade the minus (-) in the box to the left of the amount boxes.

If the amount on line 2 of the worksheet is larger than the amount on line 1 of the worksheet, this is the amount you owe on your amended return.

**d.** An overpayment and there is an amount on line 65, complete the following worksheet:

1. Amount from line 65 (plus the amount of estimated tax penalty on line 66, if any) .....
2. Amount from line 67.....
3. Add line 1 and line 2 .....

Enter the amount from line 3 of the worksheet on line 68. This is the amount you owe on your amended return.

If you have an overpayment on your amended return, you may contribute to the (1) Hawaii Schools Repairs and Maintenance Fund (line 60a) if line 60a on your original return was blank, (2) Hawaii Public Libraries Fund (line 60b) if line 60b on your original return was blank, and/or (3) Domestic and Sexual Violence / Child Abuse and Neglect Funds (line 60c) if line 60c on your original return was blank.

Subtract the amount contributed to the above funds from the amount of overpayment available and enter the difference on line 68. Shade the minus (-) in the box to the left of the amount boxes. Be sure that the sum of the amounts entered on lines 60a, 60b, 60c, and 68 is not more than the overpayment available.

If you have an amount due on your amended return, use Form N-200V, Individual Income Tax Payment Voucher, to send your payment to the Department. Attach your check or money order and Form N-200V to the front of Form N-15. Write your social security number, daytime phone number, and "2017 Amended Form N-15" on your check or money order.

Attach Schedule AMD, Explanation of Changes on Amended Return. Also attach all forms and statements required to file a complete return. If you are claiming any tax credits, remember to attach the required forms, such as Schedule CR and Schedule X, even if you claimed the credits on the original return.

## Now continue with Step 8 below.

### Step 8

#### Check your return to make sure it is correct.

### Step 9

#### Third Party Designee

If you want to authorize the Department to discuss the processing of your tax return with a person that you designate, enter the name of your third party designee, telephone number, and identification number. You are authorizing the Department to call your third party designee to answer any questions that may arise during the processing of your tax return. This designation does not allow your third party designee to call the Department for information about the processing of your return or for other issues relating to your return.

**Note:** This designation is not a full power of attorney and does not replace Form N-848.

### Step 10

#### Hawaii Election Campaign Fund (For Hawaii State and County Elections)

This Fund supports the Hawaii Campaign Spending Commission, a watchdog agency that works to ensure that all campaign donations and expenditures are made public and comply with campaign finance laws to prevent corruption in politics. The Fund also supports the public financing of political campaigns which makes qualified candidates less dependent on private special interest donors to fund their campaigns.

If you have a tax liability of at least \$3 (\$6 if married and filing a joint return), you can choose to contribute to the Hawaii Election Campaign Fund. If you fill in the "Yes" oval, \$3 will go from the State General Fund to the Hawaii Election Campaign Fund. If you are filing a joint return, and your spouse wants \$3 to go to the Fund, fill in the second "Yes" oval.

Filling in "Yes" will not increase your tax or reduce your refund.

Once made, the designation cannot be revoked for this taxable year.

For more information, see the Hawaii Campaign Spending Commission website at [hawaii.gov/campaign](http://hawaii.gov/campaign) or call 808-586-0285.

### Step 11

#### Sign and date your return.

Form N-15 is not considered a valid return unless you sign it. If you are unable to sign the return (due to disease or injury, etc.), you can appoint an agent to sign your return. A return signed by an agent must have a power of

attorney attached that authorizes the agent to sign for you. You can use Form N-848, Power of Attorney.

Be sure to date your return. If you have someone else prepare your return, you are still responsible for the correctness of the return.

**Joint Return.** Your spouse must also sign Form N-15 if it is a joint return. If your spouse cannot sign because of disease or injury and tells you to sign, you can sign your spouse's name in the proper space on the return followed by the words "By (your name), Spouse." Be sure to also sign in the space provided for your signature. Attach a dated statement, signed by you, to the return. The statement should include the form number of the return you are filing, the tax year, and the reason your spouse cannot sign, and that your spouse has agreed to your signing for him or her.

If you are the guardian of your spouse who is mentally incompetent, you can sign the return for your spouse as guardian.

If your spouse is unable to sign the return because he or she is serving in a combat zone, and you do not have a power of attorney or other statement, you can sign for your spouse. Attach a signed statement to your return that explains that your spouse is serving in a combat zone.

If your spouse cannot sign the joint return for any other reason, you can sign for your spouse only if you are given a valid power of attorney. Attach the power of attorney to your tax return.

If you are filing a joint return as the surviving spouse, see *Death of Taxpayer* on page 6.

**Child's Return.** If your child cannot sign the return, sign your child's name in the space provided. Then, add "By (your signature), parent for minor child."

**Occupation.** Write your occupation in the space provided. If married and filing a joint return, also write your spouse's occupation in the space provided.

## Step 12

### Did you have someone else prepare your return?

If you fill in your own return, the Paid Preparer's space should remain blank. If someone prepares your return and does not charge you, that person should not sign your return.

Generally, anyone who is paid to prepare your tax return must sign your return and fill in the other blanks in the Paid Preparer's Information area of your return. The preparer may furnish his or her alternative identifying number for income tax return preparers (PTIN) instead of his or her social security number.

If you have questions about whether a preparer is required to sign your return, please contact our Taxpayer Services staff.

The preparer required to sign your return MUST complete the required preparer information and:

- Sign it in the space provided for the preparer's signature.
- Give you a copy of your return in addition to the copy to be filed with the Department.

Hawaii conforms to Internal Revenue Service Notice 2004-54 which authorizes paid tax return preparers to sign tax returns by means other than by hand.

For more information, see Department of Taxation Announcement No. 2009-33, "Conformity to Internal Revenue Service Notice 2004-54, Relating to Alternative Methods of Signatures for Paid Tax Return Preparers."

## Step 13

### Attachments

Attach a copy of your Form(s) HW-2, N-2, and N-4, or federal Form(s) W-2 and 1099-G (unemployment compensation), to the front of Form N-15 in the area designated. To the back of your return attach, in the following order:

- Schedule CR.
- Any other schedules, in alphabetical order.
- Other Hawaii – series forms, in numerical order.
- Any other federal forms, in numerical order, used as a substitute for state forms (see *Related Federal/Hawaii Tax Forms* on page 3).
- A copy of your federal income tax return.

**Note:** If you are filing a joint return for federal income tax purposes and a married filing separate return for state income tax purposes, attach a copy of the federal joint return.

**Note:** Since the federal government does not recognize civil unions as married individuals for federal income tax purposes, civil unions will continue to file as unmarried individuals on their federal income tax returns.

Therefore, both civil union partners should attach a copy of their federal single return.

- Any other required statements.

**A return without the required forms and statements is incomplete. You must file a complete return on time to avoid paying penalties and interest for late filing.**

If you need more space on forms or schedules, attach separate sheets and use the same arrangement as the printed forms. But show your totals on the printed forms. Please use sheets that are the same size as the forms and schedules. Be sure to put your name and social security number on these separate sheets.

If you owe tax, be sure to use Form N-200V to send your payment to the Department. Attach your check or money order and Form N-200V to the front of Form N-15.

## Reminders

### Processing of Your Tax Return

In general, refunds due to you are issued within eight weeks from the date your return is filed with the Department. However, it may take additional time if you filed your return close to the April 20 filing deadline, if errors were made in completing your return, or you moved and did not change your address with the Department by completing Form ITPS-COA, Change of Address Form.

You may call our Taxpayer Services Branch to obtain automated information about your individual income tax refunds 24 hours a day, 7 days a week. Automated refund information should be available four to six weeks after your return is filed with the Department. You may also check your refund status through the Department's website. See page 6 for the Department's telephone numbers and website address.

### Penalties and Interest

**Late Filing of Return.** The penalty for failure to file a return on time is assessed on the tax due at a rate of 5% per month, or part of a month, up to a maximum of 25%.

**Extensions.** If you are unable to file your Hawaii tax return by April 20, 2018, you are automatically granted a 6-month extension without the need to file anything with the Department unless an additional tax payment must be made. As long as the following conditions are met, you are deemed to have made an application for the 6-month extension to file an income tax return on the prescribed due date:

1. On or before April 20, 2018, 100% of the properly estimated tax liability is paid;
2. The tax return is filed on or before the expiration of the 6-month extension period;
3. The tax return is accompanied by full payment of any tax not already paid; and
4. You are not bound by a court order to file a tax return on or before the prescribed due date.

If you must make an additional payment of tax on or before April 20, 2018 in order to meet the condition requiring payment of 100% of the properly estimated tax liability, you must file Form N-101A with your payment. Federal Form 4868, Application for Automatic Extension of Time To File U.S. Individual Income Tax Return, may not be used in lieu of Form N-101A.

**Interest.** Interest at the rate of 2/3 of 1% per month or part of a month shall be assessed on unpaid taxes and penalties beginning with the first calendar day after the date prescribed for payment, whether or not that first calendar day falls on a Saturday, Sunday, or legal holiday.

**Failure to pay tax after filing timely returns.** The penalty for failure to pay the tax after filing a timely return is 20% of the tax unpaid within 60 days of the prescribed due date. The 60-day period is calculated beginning with the prescribed due date even if the prescribed due date falls on a Saturday, Sunday, or legal holiday.

**Underpayment of estimated taxes.** You may be subject to a penalty for not paying enough estimated tax if your tax payments, including withholding, do not total the smallest of:

- 1) 60% of the 2017 tax liability; or
- 2) 100% of the tax shown on the 2016 return.

There are special rules for farmers and fishermen.

For more information, see Form N-210, Underpayment of Estimated Tax by Individuals, Estates, and Trusts.

### Change of Address

If your mailing address changes after you file your return, you must notify the Department of the change by completing Form ITPS-COA, Change of Address Form. Failure to do so may prevent your address from being updated,

any refund due to you from being delivered (the U.S. Postal Service is not permitted to forward your State refund check), and delay important notices or correspondence to you regarding your return.

## How Long Should Records Be Kept?

Keep records of income, deductions, and credits shown on your tax return, as well as any worksheets you used, until the statute of limitations runs out for that return. Usually this is three years from the date the return was due or filed, whichever is later. Also keep copies of your filed tax returns and any federal Forms W-2 or 1099 you received as part of your records. You should keep some records longer. For example, property records (including those on your home) should be kept as long as they are needed to figure the basis of the original or replacement property.

## Amended Return

If you file your income tax return and later become aware of any changes you must make to income, deductions, or credits, you may file an amended return on Form N-15 to change the Form N-15 you already filed. Use the Form N-15 for the year you are amending. (You cannot file a 2016 amended return on a 2017 Form N-15.) Fill in the amended return oval at the top of Form N-15, and fill in the return with all of the correct information. Attach Schedule AMD, Explanation of Changes on Amended Return, to Form N-15. Also attach all forms and statements required to file a complete return. If you are claiming any tax credits, remember to attach the required forms, such as Schedule CR and Schedule X, even if you claimed the credits on the original return.

If you contributed to the Hawaii Schools Repairs and Maintenance Fund, Hawaii Public Libraries Fund, and/or Domestic and Sexual Violence / Child Abuse and Neglect Funds on your original return, your contribution(s) cannot be revoked, and you must make the same designation(s) on your amended return.

If you did not contribute to the Hawaii Schools Repairs and Maintenance Fund, Hawaii Public Libraries Fund, and/or Domestic and Sexual Violence / Child Abuse and Neglect Funds on your original return, you may contribute to these funds on an amended return filed within 20 months and ten days after the due date for the original return for such taxable year. Once made, the contribution cannot be revoked.

If you are filing an amended return due to a net operating loss carryback, also fill in the NOL Carryback oval and attach a copy of your original federal income tax return for the loss year.

If you are filing an amended return due to an IRS adjustment, also fill in the IRS Adjustment oval. See *Change in Federal Taxable Income*, below.

See the instructions for Form N-15, lines 67 and 68.

For information on the statute of limitation periods within which you may file an amended return to claim a refund or credit of overpaid taxes, see the instructions for line 64a (Refund) on page 34.

You can get prior year forms from our website, by calling our Taxpayer Services Branch, and at any district tax office. See page 6 for the Department's website address and for the phone number to request the forms you need.

If your original return was filed on an incorrect form, file an original return on the correct form. For example, if you filed an original return on Form N-15 and should have filed Form N-11, file an original return on Form N-11.

## Change in Federal Taxable Income

In general, a change to your federal return, whether it is made by you (on federal Form 1040X) or by the Internal Revenue Service, must be reported to the State of Hawaii.

- 1) Section 235-101(b), HRS, requires a report (an amended return) to the Director of Taxation if the amount of IRC taxable income is changed, corrected, adjusted or recomputed as stated in (3).
- 2) This report must be made:
  - a) Within 90 days after a change, correction, adjustment or recomputation is finally determined.
  - b) Within 90 days after an amended federal return is filed.
- 3) A report within the time set out in (2) is required if:
  - a) The amount of taxable income as returned to the United States is changed, corrected, or adjusted by an officer of the United States or other competent authority.
  - b) A change in taxable income results from a renegotiation of a contract with the United States or a subcontract thereunder.
  - c) A recomputation of the income tax imposed by the United States under the Internal Revenue Code results from any cause.
  - d) An amended income tax return is made to the United States.
- 4) The report referred to above shall be in the form of an amended Hawaii income tax return.

- 5) The statutory period for the assessment of any deficiency or the determination of any refund attributable to the report shall not expire before the expiration of one year from the date the Department is notified by the taxpayer or the Internal Revenue Service, whichever is earlier, of such a report in writing. Before the expiration of this one-year period, the Department and the taxpayer may agree in writing to the extension of this period. The period so agreed upon may be further extended by subsequent agreements in writing made before the expiration of the period previously agreed upon.

---

## Instructions for Schedule X — Tax Credits

---

**Note:** Use Form N-311 to claim the refundable food/excise tax credit.

**Note:** *These credits may not be claimed by nonresidents.*

## Purpose

Use Schedule X to claim the credit for low-income household renters and the credit for child and dependent care expenses. **You may qualify to claim these credits, and receive a refund, even if you have no taxable income. If you claim any of the tax credits, both pages of Schedule X must be attached to your Form N-15.**

## Part I

### Credit for Low-Income Household Renters

Each **resident** taxpayer who occupies and pays rent for real property within the State as his or her residence and who files an individual income tax return for the taxable year, including those who have no income or no income taxable under chapter 235, HRS, may claim a tax credit of \$50 per **qualified exemption**, including the additional exemption for taxpayers age 65 or over, provided the following four conditions are met:

- The taxpayer is not eligible to be claimed as a dependent for federal or State income tax purposes by another taxpayer;
- The taxpayer has adjusted gross income of less than \$30,000; and
- The taxpayer has paid more than \$1,000 in rent during the taxable year.
- The rented property is NOT exempt from real property tax. Rent paid for property which is partially or fully exempt from real property tax will not qualify for the credit. For example, county or State low-income housing projects, military housing, dormitories in schools, residential real property owned by a nonprofit organization, and homes in which the owner occupies a portion of the property, may have been granted real property tax exemptions by the county. If such exemptions, whether partial or full exemptions, have been granted, the rent paid for such properties will not qualify for the credit. To verify if real property tax exemptions have been granted on the rented property, please inquire with either the landlord, rental agent, or the Real Property Tax Office in the county in which the property is located.

**Note:** *Minor children receiving more than half of their support from the State Department of Human Services, Social Security benefits, and the like, which you can claim as dependents, are considered qualified exemptions for purposes of claiming this credit.*

A “**residence**” is defined as the dwelling place that constitutes the principal residence of the taxpayer or his or her immediate family in this State.

“**Rent**” means the amount paid in cash in any taxable year for the occupancy of a residence. Rent does not include:

- Charges for utilities, parking stalls, storage of goods, yard services, furniture, furnishings, and the like;
- Rental claimed as a deduction from gross income or adjusted gross income for income tax purposes;
- Ground rental paid for use of land only; and
- Rental allowances or rental subsidies received (i.e. housing allowance received from the armed forces or the Hawaii Housing Authority.).

## Line 1

### Adjusted Gross Income

If the total adjusted gross income (Form N-15, line 35, Column A) shown on your return is \$30,000 or more, **stop here**; you cannot take this credit.

**Married filing separately.** If you are married filing separately, you must add your spouse's adjusted gross income to your own. If you are married filing separately and your spouse is a nonresident, you need to determine your spouse's adjusted gross income from all sources, within and outside of

Hawaii, and add that amount to your own adjusted gross income. If the total is \$30,000 or more, you cannot claim this credit.

## Line 2

### Resident for More Than Nine Months

If you are a part-year resident who has been in Hawaii for nine months or less in 2017, **stop here**; you cannot take this credit.

## Line 3

### Dependent of Another Taxpayer

If you can be claimed as a dependent on another person's return, **whether or not** that person claims you, **stop here**; you cannot take this credit.

## Line 4

### Your Addresses

List your most recent address. Fill in all of the required information. If you lived in more than one location during 2017, attach a separate sheet listing the same information for the other locations.

**Do not list** any location that was partly or wholly exempt from real property tax, such as:

- County or State low-income housing projects;
- Military housing;
- Dormitories in schools;
- Residential real property owned by a nonprofit organization; or
- Homes in which the owner occupies a portion of the property.

## Line 5

### Rent You Paid

Enter the total amount of rent **you paid** during 2017 to all of the locations listed on line 4. If you are sharing or were sharing the rent with somebody else, list only your share of the rent here.

## Line 6

### Exclusions

Enter that portion of the amount on line 5 which:

- Is for ground rent, utilities, goods, or services;
- You claimed as a deduction anywhere on your tax return; or
- You were reimbursed, through a rental allowance or rental subsidy from any source.

## Line 7

Line 5 minus line 6. If this amount is \$1,000 or less, **stop here**; you cannot take this credit.

## Line 8

### Qualified Exemptions

On line 8, enter the names of the qualified exemptions. Start with yourself. Enter your spouse's name if you are married and filing a joint return or married and filing separately where your spouse is not filing a Hawaii return, had no income, and was not the dependent of someone else. Then list your dependents and enter the dependent's relationship to you. Include minor children receiving more than half of their support from public agencies which you can claim as dependents.

If married filing separately, only one spouse may claim the dependents.

Enter the number of qualified persons on line 8.

## Line 12

### Amount of the Credit

Line 11 times \$50. Enter this amount on Form N-15, line 46.

**Deadline for claiming this credit.** If you are a calendar year taxpayer, the deadline to claim the credit, including amended claims, is December 31, 2018. If you are a fiscal year taxpayer, the deadline to claim the credit, including amended claims, is 12 months after the close of your taxable year. You cannot claim or amend the credit after the deadline.

---

## Part II

### Credit for Child and Dependent Care Expenses

**Note:** *Part-year residents may only claim child and dependent care expenses during the period of Hawaii residency.*

If you maintain a household that included a child under age 13 or a dependent or spouse incapable of self-care, you may be allowed this credit for expenses you paid during the taxable year to care for your dependent so you could work.

#### Who May Claim the Credit

If you are a **resident** taxpayer who files an individual income tax return for a taxable year, you are not claimed or eligible to be claimed as a dependent on another taxpayer's federal or Hawaii income tax return, and you maintain a household which includes one or more qualifying persons (defined later), you may be allowed a credit against your income tax. The credit ranges from 15% to 25% of employment-related expenses (up to certain limitations) PAID during the taxable year in order to enable you to work either full or part time for an employer or as a self-employed individual.

#### Maintaining a Household

You will be treated as maintaining a household for any period only if you furnish over half the cost of maintaining the household for that period. If you are married during that time, you and your spouse must provide over half the maintenance cost for the period.

The expenses of maintaining a household include property taxes, mortgage interest, rent, utility charges, upkeep and repairs, property insurance, and food consumed on the premises. They do not include the cost of clothing, education, medical treatment, vacations, life insurance, and transportation.

#### Qualifying Person

A qualifying person is any one of the following persons:

- a. Any person under age 13 whom you claim as a dependent (but see Special Rule (4), *Children of Divorced or Separated Parents*).
- b. Your disabled spouse who is mentally or physically unable to care for himself or herself.
- c. Any disabled person who is mentally or physically unable to care for himself or herself and whom you claim as a dependent, or could claim as a dependent (as a qualifying relative) except that he or she had income of \$4,050 or more.

#### Employment-related Expenses

Employment-related expenses are those paid for the following, but only if paid to enable you to be gainfully employed:

(1) *Expenses for Household Services.* Expenses will be considered for household services in your home if they are for the ordinary and usual services necessary for the operation of the home, and bear some relationship to the qualifying person. For example, payment for services of a domestic maid or cook ordinarily will be considered expenses for household services if performed at least partially for the benefit of the qualifying person.

(2) *Expenses for the Care of a Qualifying Person.* Expenses will be considered for the care of one or more qualifying persons if their main purpose was to assure that individual's well-being and protection. You can include amounts paid for items other than the care of your child (such as food and schooling) only if the items are incidental to the care of the child and cannot be separated from the total cost.

You may NOT include any amount paid for services outside your household at a camp where the qualifying person stays overnight.

Do not include services outside your household as employment-related expenses for your spouse or a dependent age 13 or older. However, services outside your household are employment-related expenses for a dependent who has not reached his or her 13th birthday or for an individual who regularly spends at least eight hours each day in your household.

You may include expenses incurred for qualified dependent care centers as employment-related expenses. The dependent care center must comply with all applicable laws, rules, and regulations of Hawaii if the center is located within Hawaii. If the center is located outside Hawaii, the center must comply with all applicable laws, rules, and regulations of the state or country in which the center is located. Furthermore, these centers must provide care for more than six individuals (other than individuals who reside at the center), and must receive a fee, payment, or grant providing services for any of the individuals (regardless of whether such center is operated for profit).

**Note:** *Payments made to the State of Hawaii A+ Program qualify for the credit.*

## Medical Expenses

Some dependent care expenses may qualify as medical expenses. If you cannot use all the medical expenses to qualify for this credit because of the dollar limit or earned income limit (explained later), you can take the rest of these expenses as an itemized deduction for medical expenses. But if you deduct the medical expenses first on Worksheet PY-1, you cannot use any part of these expenses on Schedule X.

## Special Rules

(1) *Married Couples Must File Joint Returns.* If you are married at the end of the taxable year, the credit is allowable only if you and your spouse file a joint return for the taxable year.

(2) *Marital Status.* If you are legally separated from your spouse under a decree of divorce or separate maintenance, you are not considered married.

(3) *Certain Married Individuals Living Apart and Filing Separate Returns.* If during the last six months of the taxable year your spouse was not a member of your household and you (a) maintained a household which was for more than one-half of the taxable year the principal place of abode of a qualifying person, and (b) furnished over half of the cost of maintaining such household during the taxable year, then you are not considered married for purposes of the credit or the exclusion.

(4) *Children of Divorced or Separated Parents.* If you were divorced, legally separated, or lived apart from your spouse during the last six months of 2017, you may be able to claim the credit even if your child is not your dependent.

Even if you cannot claim your child as a dependent, he or she is treated as your qualifying person if:

- The child was under age 13 or was not physically or mentally able to care for himself or herself, and
- You were the child's custodial parent. The custodial parent is the parent with whom the child lived for the greater number of nights in 2017. If the child was with each parent for an equal number of nights, the custodial parent is the parent with the higher adjusted gross income. For details and an exception for a parent who works at night, see federal Publication 501.

The noncustodial parent cannot treat the child as a qualifying person even if that parent is entitled to claim the child as a dependent under the special rules for a child of divorced or separated parents.

(5) *Payments to a Related Individual.* You can count work-related expenses you pay to relatives who are not your dependents, even if they live in your home. However, do not count any amounts you pay to:

1. A dependent for whom you (or your spouse if you are married) can claim an exemption, or
2. Your child who is under age 19 at the end of the year, even if he or she is not your dependent.

## Line 1 Care Providers

Complete columns (a) through (e) for each person or organization that provided the care. If you do not give the information asked for in each column, or if the information you give is not correct, your credit and, if applicable, the exclusion of employer-provided dependent care benefits may be disallowed.

You can use **Form HW-16**, Dependent Care Provider's Identification and Certification, to get the correct information from the care provider. (This form is available on our website, by calling our Taxpayer Services Branch, and at any district tax office.) If the provider does not comply with your request to certify the information, complete the entries you can, such as the provider's name and address. Write "See attached" in the columns for which you do not have the provider's certification of information. Attach a statement that you requested the information from the care provider, but the provider did not comply with your request. You must keep records to show that you exercised due diligence in attempting to provide the required information. For more details, including what is considered "due diligence," see federal Publication 503.

**Columns (a) and (b).** Enter the care provider's name and address. If you were covered by your employer's dependent care plan and your employer furnished the care (either at your workplace or by hiring a care provider), enter your employer's name in column (a), write "See W-2" in column (b), and leave columns (c) through (e) blank. But if your employer paid a third party (not hired by your employer) on your behalf to provide the care, you must give information on the third party in columns (a) through (e).

**Column (c).** If the care provider is an individual, enter his or her social security number (SSN). If the individual is an alien and was issued an individual taxpayer identification number (ITIN) by the IRS, enter the ITIN. If the individual has applied for an ITIN but the IRS has not yet issued the ITIN, write "Applied For." For other than an individual, enter provider's federal employer identification number (FEIN). If the provider is a tax-exempt organization, write "Tax-Exempt" in column (c).

**Column (d).** Enter the care provider's Hawaii Tax I.D. Number. If the provider is a tax-exempt charitable organization (IRC section 501(c)(3)), enter "Tax-Exempt."

**Column (e).** Enter the total amount you *actually paid* during the taxable year to the care provider. Also include amounts your employer paid on your behalf to a third party. It does not matter when the expenses were incurred. Do not reduce this amount by any reimbursement you received.

## Line 2 Dependent Care Benefits

If you received dependent care benefits from an employer (you have a federal Form W-2 that has an amount in Box 10), enter the amount shown in Box 10 of your W-2 form(s).

If you were self-employed or a partner, include amounts you received under a dependent care assistance program from your sole proprietorship or partnership.

## Line 4 Amount Forfeited or Carried Forward to 2018

If you participated in an employee plan in which the amount you contributed to an employer-paid dependent care benefit plan was deducted from your income, and you did not receive the full benefit from this plan, you may be entitled to deduct the amount forfeited on this line. See your employer for the forfeited amount you are allowed to deduct.

Also include on this line any amount you did not receive but are permitted by your employer to carry forward and use in the following year during a grace period.

## Line 8 Your Earned Income

In general, earned income is wages, salaries, tips, and other employee compensation. It also includes net earnings from self-employment. For more information, see the instructions to lines 23 and 24 on page 40.

## Line 9 Spouse's Earned Income

If your filing status is Married Filing Jointly, enter your spouse's earned income on this line.

If your filing status is Married Filing Separately, see *Certain Married Individuals Living Apart and Filing Separate Returns* on this page. If you are considered unmarried under that rule, enter your earned income (from line 8) on this line. If you are **not** considered unmarried under that rule, enter your spouse's earned income on line 9.

If your spouse was a student or disabled in 2017, see *If You or Your Spouse Was a Student or Disabled* discussed on page 40.

All other taxpayers should enter the amount on line 8.

## Line 21 Qualifying Person(s)

Complete columns (a) through (d) for each qualifying person. If you have more than two qualifying persons, attach a statement to your return with the required information. Be sure to put your name and social security number on the statement. Also, write "See attached" on the dotted line next to line 22.

**Column (a).** Enter each qualifying person's name.

**Column (b).** Enter the qualifying person's relationship to you.

**Column (c).** Enter the qualifying person's social security number.

**Column (d).** Enter the qualified expenses you incurred and paid in 2017 for the person listed in column (a). Do not include in column (d) qualified expenses:

- You incurred in 2017 but did not pay until 2018. You may be able to use these expenses to increase your 2018 credit.
- You incurred in 2016 but did not pay until 2017. Instead, see the instructions for line 28 on page 40.
- You prepaid in 2017 for care to be provided in 2018. These expenses may only be used to figure your 2018 credit.

## Lines 23 and 24 Earned Income Limit

The amount of your qualified expenses cannot be more than your earned income or, if married filing a joint return, the smaller of your earned income or your spouse's earned income.

In general, earned income is wages, salaries, tips, and other employee compensation. It also includes net earnings from self-employment.

**Note:** For part-year residents, enter the amount of earned income from all sources for the period of residency.

**Unmarried taxpayers.** If you are unmarried at the end of 2017 or are treated as being unmarried at the end of the year, enter your earned income on line 23.

**Married Taxpayers.** If you are married filing a joint return, figure each spouse's earned income separately and disregard community property laws. Enter your earned income on line 23 and your spouse's earned income on line 24.

**If You or Your Spouse Was a Student or Disabled. Your spouse's earned income.** Your spouse was a full-time student if he or she was enrolled as a full-time student at a school for some part of each of five calendar months during 2017. The months need not be consecutive. A school does not include an on-the-job training course, correspondence school, or a school offering courses only through the Internet. Your spouse was disabled if he or she was not physically or mentally capable of self-care. Figure your spouse's earned income on a monthly basis.

For each month or part of a month your spouse was a student or was disabled, he or she is considered to have worked and earned income. His or her earned income for each month is considered to be at least \$200 (\$400 if more than one qualifying person was cared for in 2017). If your spouse also

worked during that month, use the higher of \$200 (or \$400) or his or her actual earned income for that month.

For any month that your spouse was not a student or disabled, use your spouse's actual earned income if he or she worked during the month.

**Your earned income.** These rules for a spouse who was a student or disabled also apply to you if you were a student or disabled. For each month or part of a month you were a student or disabled, your earned income is considered to be at least \$200 (\$400 if more than one qualifying person was cared for in 2017). If you also worked during that month, enter the higher of \$200 (or \$400) or your actual earned income for that month.

**Both spouses were students or disabled.** If, in the same month, both you and your spouse were either students or disabled, only one of you can be treated as having earned income in that month under these rules.

**Self-employment income.** You must reduce your earned income by any loss from self-employment. If you only have a loss from self-employment, or your loss is more than your other earned income, you cannot take the credit.

## Line 28 Amount of the Credit

If you had qualified expenses for 2016 that you did not pay until 2017, you may be able to increase the amount of credit you can take in 2017. To do this, multiply the 2016 expenses you paid in 2017 by the applicable percentage from the table on line 27 that applies to your 2016 adjusted gross income. Your 2016 expenses must be within the 2016 limits. Attach a computation showing how you figured the increase. If you can take a credit for your 2016 expenses, write "PYE" and the amount of the credit on the dotted line next to line 28. Enter the total amount of the credit on line 28. Also enter this amount on Form N-15, line 47.



# Worksheets

## Interest Worksheet

1. Enter the total interest on federal Form(s) 1099-INT and 1099-OID, and other interest received, including interest on out-of-state municipal bonds and municipal bond mutual funds, U.S. Savings Bonds and other federal obligations, Hawaii bonds, and Guam, Puerto Rico, U.S. Virgin Island, and American Samoa bonds .... \_\_\_\_\_
2. Enter the interest on U.S. Savings Bonds and other federal obligations; Hawaii bond interest; and Guam, Puerto Rico, U.S. Virgin Islands, and American Samoa bond interest. \_\_\_\_\_
3. Enter the interest earned by an Individual Retirement Account, Individual Housing Account, Individual Development Account, Coverdell Education Savings Account, Qualified Tuition Program, Medical Savings Account, Health Savings Account, and ABLE Account... \_\_\_\_\_
4. Add lines 2 and 3 ..... \_\_\_\_\_
5. Line 1 minus line 4. Enter the result on Form N-15, line 8, Column A..... \_\_\_\_\_
6. Enter the amount of interest income on line 5 that was derived from all sources for the period of residency. (**Note:** Nonresidents, enter zero.)..... \_\_\_\_\_
7. Enter the amount of interest income on line 5 that was derived from intangible assets that have acquired a situs in Hawaii for the period of nonresidency (e.g., interest income received on an agreement of sale of real property located in Hawaii) ..... \_\_\_\_\_
8. Add lines 6 and 7. Enter the result on Form N-15, line 8, Column B..... \_\_\_\_\_

## Form N-15 — State Tax Refund Worksheet

1. Enter your State tax overpayment (line 59) from your 2016 return. If you are a nonresident, do not enter more than the amount of your Hawaii income taxes shown on your 2016 Itemized Deduction Worksheet NR-2, line 8. If you are a part-year resident, do not enter more than the amount of your state and local income taxes shown on your 2016 Itemized Deduction Worksheet PY-2, line 14..... \_\_\_\_\_
2. Enter from your 2016 Form N-15 the following:
  - a. Refundable food/excise tax credit (line 45)..... \_\_\_\_\_
  - b. Credit for low-income household renter (line 46)..... \_\_\_\_\_
  - c. Credit for child and dependent care expenses (line 47) .. \_\_\_\_\_
  - d. Credit for child passenger restraint system(s) (line 48) ... \_\_\_\_\_
  - e. Carryover of the residential construction and remodeling tax credit (Schedule CR, line 11)..... \_\_\_\_\_
3. Add lines 2a through 2e ..... \_\_\_\_\_
4. Line 1 minus line 3. If zero or less, stop here. None of your refund is taxable. Otherwise continue on to line 5... \_\_\_\_\_
5. Enter amount from your 2016 Form N-15, line 39..... \_\_\_\_\_
6. Enter the amount shown below for the filing status you claimed on your 2016 Form N-15 ..... \_\_\_\_\_
 

Single or married filing separately—	\$2,200
Married filing jointly or qualifying widow(er)—	4,400
Head of household—	3,212
7. Enter the ratio of your Hawaii AGI to Total AGI (line 37) from your 2016 return\* ..... \_\_\_\_\_
8. Multiply line 6 by line 7 ..... \_\_\_\_\_
9. Line 5 minus line 8. Enter the result, but not less than zero ..... \_\_\_\_\_
10. Compare the amounts on lines 4 and 9 above and enter the **SMALLER** of the two amounts here and on Form N-15, line 10, Columns A and B. This is the **taxable** part of your refund..... \_\_\_\_\_

\***Note:** If Form N-11 was filed in 2016, enter 1.

## Form N-15 — Capital Gain/Loss Worksheet

1. Enter the net gain or (loss) from sales of capital assets held for one year or less..... \_\_\_\_\_
2. Enter the short-term capital gain or (loss) reported to you on any Schedule(s) K-1 ..... \_\_\_\_\_
3. Enter the short-term capital gain or (loss) not included on lines 1 and 2, such as from federal Forms 4684, 6252, 6781, and 8824..... \_\_\_\_\_
4. Short-term gain from stock acquired through stock options from qualified high technology businesses ..... (      )
5. Section 235-7(a)(14), HRS, short-term gain (See Instructions) ..... (      )
6. Enter your short-term capital loss carryover from 2016 .. (      )
7. **Net short-term gain/(loss).** Combine lines 1 through 6 \_\_\_\_\_
8. Enter the net gain or (loss) from sales of capital assets held for more than one year..... \_\_\_\_\_
9. Enter the capital gain distributions reported to you on federal Form 1099-DIV ..... \_\_\_\_\_
10. Enter the long-term capital gain or (loss) reported to you on any Schedule(s) K-1 ..... \_\_\_\_\_
11. Enter the long-term capital gain or (loss) not included on lines 8 to 10, such as from federal Forms 2439, 4684, 6252, 6781, and 8824; and Hawaii Schedule D-1. \_\_\_\_\_
12. Long-term gain from stock acquired through stock options from qualified high technology businesses ..... (      )
13. Section 235-7(a)(14), HRS, long-term gain (See Instructions)..... (      )
14. Enter your long-term capital loss carryover from 2016.... (      )
15. **Net long-term gain/(loss).** Combine lines 8 through 14 \_\_\_\_\_
16. **Net capital gain/(loss).** Combine lines 7 and 15 ..... \_\_\_\_\_

If both lines 15 and 16 are gains, enter the amount from line 16 on Form N-15, line 13, Column B. You may be able to reduce your tax by using the *Tax on Capital Gains Worksheet* on page 44 if your taxable income is over \$48,000 (\$24,000 for Single, and Married Filing Separately; or \$36,000 for Head of Household classifications). Enter the smaller of the gain on line 15 or the gain on line 16 on the *Tax on Capital Gains Worksheet*, line 2, on page 44.

If line 16 is a (loss), continue with the rest of the worksheet below to figure what to enter on Form N-15 and how much of your loss you can carry over to next year.

17. Enter (\$3,000), or, if married filing separately, (\$1,500) .. \_\_\_\_\_
18. Compare lines 16 and 17, and write the smaller loss here. Enter this amount on Form N-15, line 13, Column B ..... \_\_\_\_\_

### Capital Loss Carryovers to 2018

19. Enter the amount from Form N-15, line 41. If the amount is negative, write it as a (loss)..... \_\_\_\_\_
20. Enter the amount on line 18 as a positive number ..... \_\_\_\_\_
21. Combine lines 19 and 20. If this amount is zero or less, enter -0- ..... \_\_\_\_\_
22. Enter the smaller of line 20 or line 21 ..... \_\_\_\_\_
23. If you have a net short-term loss on line 7, enter that amount as a positive number here. Otherwise, enter -0- here and go to line 28 ..... \_\_\_\_\_
24. If you have a net long-term gain on line 15, enter that number here. Otherwise, enter -0- here..... \_\_\_\_\_
25. Enter the amount from line 22 ..... \_\_\_\_\_
26. Add lines 24 and 25 ..... \_\_\_\_\_
27. Line 23 minus line 26. If zero or less, enter -0-. This is your **short-term capital loss carryover to 2018** ..... \_\_\_\_\_
28. If you have a net long-term loss on line 15, enter that amount as a positive number here. Otherwise, **stop here** ..... \_\_\_\_\_
29. If you have a net short-term gain on line 7, enter that number here. Otherwise, enter -0- here..... \_\_\_\_\_
30. Line 22 minus line 23. If zero or less, enter -0-..... \_\_\_\_\_
31. Add lines 29 and 30 ..... \_\_\_\_\_
32. Line 28 minus line 31. If zero or less, enter -0-. This is your **long-term capital loss carryover to 2018** ..... \_\_\_\_\_

# Worksheets (continued)

## Itemized Deductions Worksheet — For Nonresidents

1. Enter the amount from Form N-15, line 35, Column B (Hawaii adjusted gross income)..... \_\_\_\_\_
2. Enter the amount from Form N-15, line 35, Column A (adjusted gross income from all sources)..... \_\_\_\_\_
3. Enter the amount from Form N-15, line 37 (Ratio of Hawaii AGI to Total AGI)..... \_\_\_\_\_

**WORKSHEET NR-1— Medical and Dental Expenses**

4. Enter amount of medical and dental expenses (see page 22 of Instructions) ..... \_\_\_\_\_
5. Multiply line 3 by line 4 ..... \_\_\_\_\_
6. Multiply line 1 by 10% (.10). If zero or less, enter zero. ... \_\_\_\_\_
7. Line 5 minus line 6. If zero or less, enter zero. Enter the result here and on Form N-15, line 38a..... \_\_\_\_\_

**WORKSHEET NR-2 – Taxes You Paid**

**Note:** *You can claim a deduction for state and local, and foreign, income, war profits, and excess profits taxes if your federal adjusted gross income is less than \$100,000 and you are single or married filing separately; or less than \$150,000 and you are a head of household; or less than \$200,000 and you are married filing jointly or a qualifying widow(er).*

8. State and local (**check only one box**):
  - a  Hawaii income taxes, or
  - b  General sales taxes (Enter the amount of general sales taxes multiplied by line 3) ..... \_\_\_\_\_
9. Real estate taxes paid on property located in Hawaii ..... \_\_\_\_\_
10. Add lines 8 and 9. Enter the total here and on Form N-15, line 38b ..... \_\_\_\_\_

**WORKSHEET NR-3 – Interest You Paid**

**Caution:** *Enter only home mortgage interest secured by a property located in Hawaii and points paid thereon.*

11. Home mortgage interest and points reported to you on federal Form 1098..... \_\_\_\_\_
12. Home mortgage interest not reported to you on federal Form 1098..... \_\_\_\_\_
13. Points not reported to you on federal Form 1098 (see federal instructions to Form 1040, Schedule A, line 12 for special rules) ..... \_\_\_\_\_
14. Investment interest from property having situs in Hawaii (attach Form N-158)..... \_\_\_\_\_
15. Add lines 11 through 14. Enter the total here and on Form N-15, line 38c ..... \_\_\_\_\_

**WORKSHEET NR-4—Gifts to Charity**

16. Enter amount of gifts by cash or check (if any gift of \$250 or more, see page 25 of Instructions)..... \_\_\_\_\_
17. Other than by cash or check (if any gift of \$250 or more, see page 25 of Instructions) (attach federal Form 8283 if over \$500) ..... \_\_\_\_\_
18. Carryover from prior year..... \_\_\_\_\_
19. Add lines 16 through 18..... \_\_\_\_\_
20. Multiply line 3 by line 19. Enter total here and on Form N-15, line 38d ..... \_\_\_\_\_

**WORKSHEET NR-5—Casualties and Thefts**

21. Total casualty and theft loss(es) from federal Form 4684, line 16 on property located in Hawaii (see instructions on page 26)..... \_\_\_\_\_
22. Multiply line 1 by 10% (.10). If zero or less, enter zero. ... \_\_\_\_\_
23. Line 21 minus line 22. If zero or less, **stop here.** Otherwise, enter this amount on Form N-15, line 38e..... \_\_\_\_\_

**WORKSHEET NR-6—Miscellaneous Deductions**

24. Unreimbursed employee business expenses—job travel, union dues, job education—related to a job whose income is subject to taxation in Hawaii (attach federal Form 2106 or Form 2106-EZ if required)..... \_\_\_\_\_
25. Other miscellaneous deductions directly associated with activities or properties producing income which is taxable to Hawaii (see page 26 of Instructions)..... \_\_\_\_\_
26. Other miscellaneous deductions that cannot be linked to a specific activity or property ..... \_\_\_\_\_
27. Multiply line 3 by line 26..... \_\_\_\_\_
28. Add lines 24, 25, and 27 ..... \_\_\_\_\_
29. Multiply line 1 by 2% (.02). If zero or less, enter zero. .... \_\_\_\_\_
30. Line 28 minus line 29. Enter the result, but not less than zero ..... \_\_\_\_\_
31. Other deductions not subject to 2% AGI limit (see instructions on page 26) which are directly associated with activities or properties producing income which is taxable to Hawaii..... \_\_\_\_\_
32. Other deductions not subject to 2% AGI limit that cannot be linked to a specific activity or property ..... \_\_\_\_\_
33. Multiply line 3 by line 32..... \_\_\_\_\_
34. Add lines 30, 31, and 33. Enter total here and on Form N-15, line 38f ..... \_\_\_\_\_
35. **Total itemized deductions.** Add lines 7, 10, 15, 20, 23, and 34..... \_\_\_\_\_

**Note:** If your Hawaii adjusted gross income is above a certain amount, you may not be able to deduct all of your itemized deductions. See page 27 of the Instructions.

# Worksheets (continued)

## Itemized Deductions Worksheet — For Part-Year Residents

1. Enter the amount from Form N-15, line 35, Column B (Hawaii adjusted gross income).....
2. Enter the amount from Form N-15, line 35, Column A (adjusted gross income from all sources).....
3. Enter the amount from Form N-15, line 37 (Ratio of Hawaii AGI to Total AGI).....

**WORKSHEET PY-1— Medical and Dental Expenses**

4. Enter amount of medical and dental expenses (see page 22 of Instructions).....
5. Multiply line 3 by line 4.....
6. Multiply line 1 by 10% (.10). If zero or less, enter zero. ....
7. Line 5 minus line 6. If zero or less, enter zero. Enter the result here and on Form N-15, line 38a.....

**WORKSHEET PY-2 – Taxes You Paid**

**Note:** You can claim a deduction for state and local, and foreign, income, war profits, and excess profits taxes if your **federal** adjusted gross income is less than \$100,000 and you are single or married filing separately; or less than \$150,000 and you are a head of household; or less than \$200,000 and you are married filing jointly or a qualifying widow(er).

8. State and local (**check only one box**):
  - a  Income taxes, or
  - b  General sales taxes.....
9. Real estate taxes.....
10. Personal property taxes.....
11. Other taxes.....
12. Add lines 8 through 11.....
13. Taxes on out-of-state income earned while nonresident (such as tax withheld on an out-of-state job); and real property taxes paid on property located out-of-state while nonresident.....
14. Taxes on Hawaii income OR on income earned while resident in Hawaii; and real property taxes paid on property located in Hawaii OR paid on property located out-of-state while resident in Hawaii.....
15. Add lines 13 and 14.....
16. Line 12 minus line 15.....
17. Multiply line 3 by line 16.....
18. Add lines 14 and 17. Enter the total here and on Form N-15, line 38b.....

**WORKSHEET PY-3 – Interest You Paid**

19. Home mortgage interest and points reported to you on federal Form 1098.....
20. Home mortgage interest not reported to you on federal Form 1098.....
21. Points not reported to you on federal Form 1098 (see federal instructions to Form 1040, Schedule A, line 12 for special rules).....
22. Investment interest (attach Form N-158).....
23. Add lines 19 through 22.....
24. Home mortgage interest, points, and investment interest paid on property located out-of-state while nonresident.....
25. Home mortgage interest, points, and investment interest paid on property located in Hawaii OR paid on property located out-of-state while resident in Hawaii.....
26. Add lines 24 and 25.....
27. Line 23 minus line 26.....
28. Multiply line 3 by line 27.....
29. Add lines 25 and 28. Enter the total here and on Form N-15, line 38c.....

**WORKSHEET PY-4—Gifts to Charity**

30. Enter amount of gifts by cash or check (if any gift of \$250 or more, see page 25 of Instructions).....
31. Other than by cash or check (if any gift of \$250 or more, see page 25 of Instructions) (attach federal Form 8283 if over \$500).....
32. Carryover from prior year.....
33. Add lines 30 through 32.....
34. Multiply line 3 by line 33. Enter total here and on Form N-15, line 38d.....

**WORKSHEET PY-5—Casualties and Thefts**

35. Total casualty and theft loss(es) from federal Form 4684, line 16 (see instructions on page 26).....
36. Casualty and theft losses on property located out-of-state while nonresident.....
37. Casualty and theft losses on property located in Hawaii OR on property located out-of-state while resident in Hawaii.....
38. Add lines 36 and 37.....
39. Line 35 minus line 38.....
40. Multiply line 3 by line 39.....
41. Add lines 37 and 40.....
42. Multiply line 1 by 10% (.10). If zero or less, enter zero. ....
43. Line 41 minus line 42. If this line is zero or less, **stop here.** Otherwise, enter this amount on Form N-15, line 38e.....

**WORKSHEET PY-6—Miscellaneous Deductions**

44. Unreimbursed employee business expenses—job travel, union dues, job education (attach federal Form 2106 or Form 2106-EZ if required).....
45. Tax preparation fees.....
46. Other expenses (investment, safe deposit box, etc.) (list type and amount, and attach the list to your return).....
47. Add lines 44 to 46.....
48. Miscellaneous deductions directly associated with activities or properties producing income which is not taxable to Hawaii.....
49. Miscellaneous deductions directly associated with activities or properties producing income which is taxable to Hawaii (see page 26 of Instructions).....
50. Add lines 48 and 49.....
51. Line 47 minus line 50.....
52. Multiply line 3 by line 51.....
53. Add lines 49 and 52.....
54. Multiply line 1 by 2% (.02). If zero or less, enter zero. ....
55. Line 53 minus line 54. Enter the result, but not less than zero.....
56. Other deductions not subject to 2% AGI limit (see instructions on page 26) (list type and amount, and attach the list to your return).....
57. Deductions directly associated with activities or properties producing income which is not taxable to Hawaii.....
58. Deductions directly associated with activities or properties producing income which is taxable to Hawaii (see page 26 of Instructions).....
59. Add lines 57 and 58.....
60. Line 56 minus line 59.....
61. Multiply line 3 by line 60.....
62. Add lines 55, 58, and 61. Enter total here and on Form N-15, line 38f.....
63. **Total itemized deductions.** Add lines 7, 18, 29, 34, 43, and 62.....

**Note:** If your Hawaii adjusted gross income is above a certain amount, you may not be able to deduct all of your itemized deductions. See page 27 of the Instructions.

## Worksheets (continued)

<b>Total Itemized Deductions Worksheet</b>	
1. Enter the amount from line 35 of the Itemized Deductions Worksheet - For Nonresidents; or line 63 of the Itemized Deductions Worksheet - For Part-Year Residents.....	_____
2. Enter from the Itemized Deductions Worksheet the following:	
<b>a.</b> Medical and dental expenses (Worksheet NR-1, line 7; or Worksheet PY-1, line 7).....	_____
<b>b.</b> Investment interest (Worksheet NR-3, line 14; or the amount included in Worksheet PY-3, line 25).....	_____
<b>c.</b> Casualty and theft losses (Worksheet NR-5, line 23; or Worksheet PY-5, line 43).....	_____
<b>d.</b> Any gambling and casualty or theft losses included in Worksheet NR-6, line 31; or Worksheet PY-6, line 58.....	_____
3. Add lines 2a through 2d.....	_____
4. Is the amount on line 3 less than the amount on line 1?	
<b>No.</b> Your deduction is not limited. Enter the amount from line 1 of this worksheet on Form N-15, line 39. Do not complete the rest of this worksheet.	
<b>Yes.</b> Line 1 minus line 3.....	
5. Multiply line 4 by 80% (.80).....	_____
6. Enter the amount from Form N-15, line 35, Column B (Hawaii AGI).....	
7. Enter \$166,800 (\$83,400 if married filing separately).....	
8. Is the amount on line 7 less than the amount on line 6?	
<b>No.</b> Your deduction is not limited. Enter the amount from line 1 of this worksheet on Form N-15, line 39. Do not complete the rest of this worksheet.	
<b>Yes.</b> Line 6 minus line 7.....	
9. Multiply line 8 by 3% (.03).....	
10. Enter the <b>smaller</b> of line 5 or line 9.....	
11. <b>Total itemized deductions.</b> Line 1 minus line 10. Enter the result here and on Form N-15, line 39.....	

<b>Tax on Capital Gains Worksheet</b>	
<b>Note:</b> Do not use this worksheet if (1) you do not have a <b>Hawaii</b> net capital gain, or (2) your taxable income is \$48,000 (\$24,000 for Single, and Married Filing Separately; or \$36,000 for Head of Household classifications) or under.	
1. Enter your taxable income from Form N-15, line 43.....	_____
2. Enter the smaller of the gain on line 15 or the gain on line 16 from the <i>Capital Gain/Loss Worksheet</i> on page 41.....	_____
3. If you are filing Form N-158, enter the amount from line 4e of Form N-158.....	_____
4. Line 2 minus line 3. (If this amount is zero or less, <b>stop here</b> ; you <b>cannot</b> use this worksheet to figure your tax.)	
5. Line 1 minus line 4.....	
6. Enter the amount shown below for the filing status you claimed.....	
Single or Married filing separately—	\$24,000
Married filing jointly or qualifying widow(er)—	48,000
Head of household—	36,000
7. Enter the <b>greater</b> of line 5 or line 6.....	
8. Line 1 minus line 7. This is the amount of net capital gains eligible for alternative tax.....	
9. Compute the tax on the amount on line 7 using the Tax Table or Tax Rate Schedules, whichever applies.....	
10. Multiply line 8 by 7.25% (.0725) and enter the result.....	
11. Line 9 plus line 10.....	
12. Compute the tax on the amount on line 1 using the Tax Table or Tax Rate Schedules, whichever applies.....	
13. Enter the smaller of line 11 or line 12 here and on line a of the <i>Tax Computation Worksheet</i> on page 45. If line 11 is smaller, enter the amount from line 8 in the space provided beside Form N-15, line 44a.....	

## Worksheets (continued)

<b>Tax Computation Worksheet</b>	
Enter the tax amount calculated from <b>a</b> or <b>b</b> .	
<b>a</b>	Tax Table, Tax Rate Schedule, or Tax on Capital Gains Worksheet..... _____
<b>b</b>	Form N-168 or Form N-615 ..... _____
<b>c</b>	Enter any additional tax from Form N-2, Distribution from an Individual Housing Account. .... _____
<b>d</b>	Enter any additional tax from Form N-103, Sale of Your Home ..... _____
<b>e</b>	Enter any additional tax from Form N-152, Tax on Lump-Sum Distributions ..... _____
<b>f</b>	Enter any additional tax from Form N-312, Recapture of Capital Goods Excise Tax Credit ..... _____
<b>g</b>	Enter any additional tax from Form N-338, Tax Credit for Flood Victims ..... _____
<b>h</b>	Enter any additional tax from Form N-344, Recapture of Important Agricultural Land Qualified Agricultural Cost Tax Credit..... _____
<b>i</b>	Enter any additional tax from Form N-348, Recapture of Capital Infrastructure Tax Credit..... _____
<b>j</b>	Enter any additional tax from Form N-405, Tax on Accumulation Distribution of Trusts..... _____
<b>k</b>	Enter any additional tax from Form N-586, Recapture of Tax Credit for Low-Income Housing..... _____
<b>l</b>	Enter any additional tax from Form N-814, Parent's Election to Report Child's Interest and Dividends ..... _____
<b>m</b>	Add lines <b>a</b> or <b>b</b> , and <b>c</b> through <b>l</b> . This is your total tax. Enter the result here and on Form N-15, line 44..... _____
<b>Note:</b> If you entered any amount in lines <b>b</b> through <b>l</b> , fill in the oval before "... if tax... is included" on Form N-15, line 44.	

<b>Other State and Foreign Tax Credit Worksheet</b>	
<b>Note:</b> This credit may <b>not</b> be claimed by nonresidents, unless they are married and filing a joint resident or joint part-year resident return.	
<b>Note:</b> If you claim a credit for income taxes paid to other states and countries, you cannot also claim those amounts as an itemized deduction for state and foreign income taxes paid to another state or foreign country.	
1.	Enter taxable income from Form N-15, line 43..... _____
2.	Enter amount of long-term capital gain from the space provided beside Form N-15, line 44a ..... _____
3.	Enter the amount of your out-of-state income, <b>including</b> capital gains. Do <b>not</b> include any income that is exempt in Hawaii such as employer-funded pensions. .... _____
4.	Enter the amount of long-term capital gains from sources outside the State ..... _____
5.	Enter the amount of tax you paid to <b>other States</b> on income you reported in Column B while you were a Hawaii resident, except for tax paid on income that is exempt in Hawaii (attach a copy of the tax return(s) from the other state(s)) ..... _____
6.	Enter the amount of tax you paid to <b>foreign countries</b> or to U.S. possessions, except for tax paid on income that is exempt in Hawaii (attach a copy of federal Form(s) 1116, or federal Form(s) 1099-DIV or 1099-INT if federal Form(s) 1116 is not required) ..... _____
7.	Enter the amount of the federal foreign tax credit you were allowed to take this year. Do not include amounts carried over to other years, or amounts from prior years that were carried forward to this year..... _____
8.	Line 6 minus line 7 ..... _____
9.	Line 5 plus line 8. This is the total amount of out-of-state tax eligible for the credit ..... _____
10.	Line 1 minus line 3. This is your Hawaii source income . _____
11.	Line 2 minus line 4. This is your Hawaii source long-term capital gain. If line 4 exceeds line 2, enter zero here..... _____
12.	Line 10 minus line 11. This is your Hawaii ordinary income ..... _____
13.	Enter your tax amount from line <b>a</b> or line <b>b</b> of the <i>Tax Computation Worksheet</i> on this page..... _____
14.	Figure the Hawaii tax on the amount on line 12. Use the Tax Table or Tax Rate Schedules..... _____
15.	Multiply the amount on line 11 by 7.25% (0.0725) ..... _____
16.	Add lines 14 and 15 ..... _____
17.	Line 13 minus line 16 ..... _____
18.	Enter the <b>smaller</b> of line 9 or line 17 ..... _____
19.	Enter the amount from Form N-15, line 51 ..... _____
20.	Enter the <b>smaller</b> of line 18 or line 19 here and on Schedule CR, line 1. Any excess <b>cannot</b> be carried forward. .... _____

# Worksheets (continued)

## Adoption Benefits Worksheet

**Caution:** See the federal instructions to Form 8839, Qualified Adoption Expenses, before completing this worksheet.

	Child 1	Child 2
1. Maximum exclusion per child .....	\$10,000	\$10,000
2. Did you receive <b>employer-provided adoption benefits</b> for a prior year for the same child? <b>No.</b> Enter -0-. <b>Yes.</b> See the federal instructions for the amount to enter .....	_____	_____
3. Subtract line 2 from line 1 .....	_____	_____
4. <b>Employer-provided adoption benefits</b> you received in 2017. This amount should be shown in box 12 of your 2017 federal Form(s) W-2 with code <b>T</b> .....	_____	_____
5. Add the amounts on line 4 .....	_____	_____
6. Enter the <b>smaller</b> of line 3 or line 4. But if the child was a child with special needs and the adoption became final in 2017, enter the amount from line 3 .....	_____	_____
7. Enter your Hawaii modified adjusted gross income* .....	_____	_____
8. Is line 7 more than \$150,000? <b>No.</b> Skip lines 8 - 9 and enter -0- on line 10. <b>Yes.</b> Subtract \$150,000 from line 7 .....	_____	_____
9. Divide line 8 by \$40,000. Enter the result as a decimal (rounded to at least three places). Do not enter more than 1.000 .....	_____	_____
10. Multiply each amount on line 6 by line 9 .....	_____	_____
11. <b>Excluded benefits.</b> Subtract line 10 from line 6 .....	_____	_____
12. Add the amounts on line 11 .....	_____	_____
13. <b>Taxable benefits.</b> Is line 12 more than line 5? <b>No.</b> Subtract line 12 from line 5. Also, include this amount, if more than zero, on Form N-15, line 7, Column B. On the dotted line next to line 7, write "AB". <b>Yes.</b> Subtract line 5 from line 12. Enter the result as a negative number. Reduce the total you would enter on Form N-15, line 7, Column B, by the amount on line 13 of this worksheet, and enter the result on Form N-15, line 7, Column B. On the dotted line next to line 7, write "SNE" .....	_____	_____

\***Hawaii modified adjusted gross income** is your Hawaii adjusted gross income (Form N-15, line 35, Column B), before subtracting any deduction for the student loan interest, plus the amount of employer-provided adoption benefits from the *Adoption Benefits Worksheet*, line 5.

## Student Loan Interest Deduction Worksheet

1. Enter the total interest you paid in 2017 on qualified student loans. **Do not** enter more than \$2,500 .....
  2. Enter your total modified adjusted gross income from all sources\*\* .....
- Note:** If line 2 is \$65,000 or more if single, head of household, or qualifying widow(er) **OR** \$130,000 or more if married filing jointly, **stop here.** You **cannot** take the deduction.
3. Enter: \$50,000 if single, head of household, or qualifying widow(er);  
\$100,000 if married filing jointly .....
  4. Is the amount on line 2 more than the amount on line 3?  
**No.** Skip lines 4 and 5, enter -0- on line 6, and go to line 7.  
**Yes.** Subtract line 3 from line 2 .....
  5. Divide line 4 by \$15,000 (\$30,000 if married filing jointly). Enter the result as a decimal (rounded to at least three places). If the result is 1.000 or more, enter 1.000 .....
  6. Multiply line 1 by line 5 .....
  7. **Student loan interest deduction.** Subtract line 6 from line 1. Enter the result here and on Form N-15, line 23, Column A .....
  8. Divide your Hawaii adjusted gross income by your total adjusted gross income from all sources. In this step, use the amount of the Hawaii adjusted gross income and total adjusted gross income from all sources before subtracting any deduction for the student loan interest. Enter the result as a decimal (rounded to at least three places) (See Instructions for Form N-15, line 37) .....
  9. Multiply line 7 by line 8. Enter the result here and on Form N-15, line 23, Column B .....

\*\***Total modified adjusted gross income from all sources** is your total adjusted gross income from all sources before subtracting any deduction for the student loan interest.



**Missing Child Center-Hawaii**  
 Department of the Attorney General  
 235 S. Beretania Street #401, Honolulu, HI 96813  
 Phone: (808) 586-1449  
 Email: hawaiimissingkids@hawaii.gov  
 Website: http://ag.hawaii.gov/cpja/mcch/

# Hawaii's Missing & Endangered Children

## MISSING SINCE September 29, 2015



**AGE MISSING** 16 yrs  
**HGT** 5 ft. 9 in.  
**WGT** 140 lbs.  
**HAIR** Brown, Short & Straight  
**EYES** Brown  
**RACE** Caucasian & Filipino  
**HPD NBR:** 15-389355

### Noah Montemayor

#### MISSING FROM: Oahu, Hawaii

Noah was last seen at his home in Hawaii Kai. Noah has deep dimples on both cheeks and a small beauty mark above his upper lip.

If Seen, Please Call 911  
 or Missing Child Center-Hawaii (808) 586-1449  
 or National Center for Missing & Exploited Children  
 1-800-THE-LOST (1-800-843-5678)

## MISSING SINCE June 22, 1990



**AGE MISSING** 5 yrs  
**HGT** 3 ft.  
**WGT** 45 lbs.  
**HAIR** Blonde  
**EYES** Hazel  
**RACE** Caucasian  
**HPD 90-754011**



Age Progressed

### Therese Vanderheiden-Walsh to Age 32

#### MISSING FROM: Kailua, Oahu, Hawaii

She has pierced ears and moles on her back and shoulders. She was abducted by her non-custodial mother.

If Seen, Please Call 911  
 or Missing Child Center-Hawaii (808) 586-1449  
 or National Center for Missing & Exploited Children  
 1-800-THE-LOST (1-800-843-5678)

## MISSING SINCE September 3, 2015



**AGE MISSING** 15 yrs  
**HGT** 5 ft. 6 in.  
**WGT** 115 lbs.  
**HAIR** Dirty Blonde & Wavy  
**EYES** Brown  
**RACE** Caucasian & Native American  
**HPD NBR:** 15-395327

### Kelani Jade E'ale

#### MISSING FROM: Haleiwa, Oahu


Kelani has a mole between her shoulder blades and may be seen with an older male companion in the Pearl City area.

If Seen, Please Call 911  
 or Missing Child Center-Hawaii (808) 586-1449  
 or National Center for Missing & Exploited Children  
 1-800-THE-LOST (1-800-843-5678)

## MISSING SINCE October 18, 1995



**AGE MISSING** 15 yrs  
**HGT** 5 ft. 1 in.  
**WGT** 110 lbs.  
**HAIR** Ash Blonde/Wavy  
**EYES** Blue/Green/Grey  
**RACE** Caucasian  
**MPD NBR:** 95-62173  
**NCIC M182648360**



Age Progressed to Age 32

### Noquisi-Ama Blossom Nicknames: Quis or Daisia

#### MISSING FROM: Makawao, Maui

Noquisi-Ama may have left Hawaii. She has a pierced nose, a scar on her left index finger, and a scar above her right eye.

If Seen, Please Call 911  
 or Missing Child Center-Hawaii (808) 586-1449  
 or National Center for Missing & Exploited Children  
 1-800-THE-LOST (1-800-843-5678)



Missing Child Center-Hawaii  
 Department of the Attorney General  
 235 S. Beretania Street #401, Honolulu, HI 96813  
 Phone: (808) 586-1449  
 Email: hawaiimissingkids@hawaii.gov  
 Website: http://ag.hawaii.gov/cpja/mcch/

# Hawaii's Missing & Endangered Children

## MISSING SINCE April 18, 2016



AGE MISSING 16 yrs  
 HGT 5 ft. 7 in.  
 WGT 146 lbs.  
 HAIR Black  
 EYES Black  
 RACE Hawaiian  
 HPD NBR: 16-156220

**Shandon Shepherd**

### MISSING FROM: Ewa Beach, Oahu

Shandon was last seen in Ewa Beach. She may be seen with an adult male in the Ewa Beach, Waimanalo, or Wahiawa area.

If Seen, Please Call  
 Honolulu Police Department, 911  
 or Missing Child Center-Hawaii  
 (808) 586-1449

## MISSING SINCE February 11, 1988



AGE MISSING 12 yrs  
 HGT 4 ft. 11 in.  
 WGT 75 lbs.  
 HAIR Black  
 EYES Brown  
 RACE Chinese  
 HPD B-49039  
 NCIC M595129284



Age Progressed to Age 37

**Jie Zhao Li**

### MISSING FROM: Honolulu, Hawaii

Jie Zhao Li was last seen selling chili tickets in Nuuanu near a convenience store.

If Seen, Please Call 911  
 or Missing Child Center-Hawaii (808) 586-1449  
 or National Center for Missing & Exploited Children  
 1-800-THE-LOST (1-800-843-5678)

## MISSING SINCE October 13, 2003



AGE MISSING 15 yrs  
 HGT 5 ft. 1 in.  
 WGT 180 lbs.  
 HAIR Brown  
 EYES Brown  
 RACE Caucasian/Asian  
 HPD NBR: 03-412568  
 NCIC: M094770467



Age Progressed to Age 17

**Cristian Sedeno**  
 Nickname: Cris

### MISSING FROM: Honolulu, Hawaii

Cristian was last seen at Ala Moana Shopping Center on 10/13/2003. She may have traveled to Las Vegas, Nevada or California.

If Seen, Please Call 911  
 or Missing Child Center-Hawaii (808) 586-1449  
 or National Center for Missing & Exploited Children  
 1-800-THE-LOST (1-800-843-5678)

## MISSING SINCE July 4, 2010



AGE MISSING 14 yrs  
 HGT 5 ft. 4 in.  
 WGT 150 lbs.  
 HAIR Black  
 EYES Brown  
 RACE Hawaiian/  
 Chinese/Puerto Rican  
 HPD NBR: 10-237330

**Kuuipo Kakhulani Ruth Pia Wallace**

Nickname: Ku'u or Ipo

### MISSING FROM: Waianae, Hawaii

Kuuipo may be in the Ewa Beach or Pearl City area. She hangs out at Pearl Ridge Shopping Center, Ice Place, and video arcades.

If Seen, Please Call  
 Honolulu Police Department, 911  
 or Missing Child Center-Hawaii  
 (808) 586-1449



# **2017 TAX TABLES**

**Tax Table Must Be Used By Persons With Taxable  
Income Of Less Than \$100,000**

# 2017 Hawaii Tax Table

Based on Taxable Income  
For persons with taxable  
incomes of less than  
\$100,000

**Example:** Mr. & Mrs. Brown are filing a joint return. Their taxable income on line 43 is \$23,275. First, they find the \$23,250 - 23,300 income line. Next, they find the column for married filing jointly and read down the column. The amount shown where the income line and filing status column meet is \$1,010. This is the tax amount they must write on line 44 of their return.

At least	But less than	Single or Married filing separately	Married filing jointly *	Head of a household
23,250	23,300	1,301	1,010	1,136
23,300	23,350	1,305	1,013	1,139
23,350	23,400	1,309	1,016	1,143

If line 43 (taxable income) is —		And you are —			If line 43 (taxable income) is —		And you are —			If line 43 (taxable income) is —		And you are —		
At least	But less than	Single or Married filing separately	Married filing jointly *	Head of a household	At least	But less than	Single or Married filing separately	Married filing jointly *	Head of a household	At least	But less than	Single or Married filing separately	Married filing jointly *	Head of a household
<b>Your tax is —</b>					<b>Your tax is —</b>					<b>Your tax is —</b>				
0	50	0	0	0	2,500	2,550	38	35	35	<b>5,000</b>				
50	100	1	1	1	2,550	2,600	40	36	36	5,000	5,050	122	74	96
100	150	2	2	2	2,600	2,650	41	37	37	5,050	5,100	125	76	97
150	200	2	2	2	2,650	2,700	43	37	37	5,100	5,150	128	77	99
200	250	3	3	3	2,700	2,750	44	38	38	5,150	5,200	131	79	100
										5,200	5,250	133	81	102
250	300	4	4	4	2,750	2,800	46	39	39					
300	350	5	5	5	2,800	2,850	48	40	40	5,250	5,300	136	82	104
350	400	5	5	5	2,850	2,900	49	40	40	5,300	5,350	139	84	105
400	450	6	6	6	2,900	2,950	51	41	41	5,350	5,400	142	85	107
450	500	7	7	7	2,950	3,000	52	42	42	5,400	5,450	144	87	108
					<b>3,000</b>					5,450	5,500	147	89	110
500	550	7	7	7	3,000	3,050	54	42	42	5,500	5,550	150	90	112
550	600	8	8	8	3,050	3,100	56	43	43	5,550	5,600	153	92	113
600	650	9	9	9	3,100	3,150	57	44	44	5,600	5,650	155	93	115
650	700	9	9	9	3,150	3,200	59	44	44	5,650	5,700	158	95	116
700	750	10	10	10	3,200	3,250	60	45	45	5,700	5,750	161	97	118
750	800	11	11	11	3,250	3,300	62	46	46	5,750	5,800	164	98	120
800	850	12	12	12	3,300	3,350	64	47	47	5,800	5,850	166	100	121
850	900	12	12	12	3,350	3,400	65	47	47	5,850	5,900	169	101	123
900	950	13	13	13	3,400	3,450	67	48	48	5,900	5,950	172	103	124
950	1,000	14	14	14	3,450	3,500	68	49	49	5,950	6,000	175	105	126
<b>1,000</b>										<b>6,000</b>				
1,000	1,050	14	14	14	3,500	3,550	70	49	49	6,000	6,050	177	106	128
1,050	1,100	15	15	15	3,550	3,600	72	50	50	6,050	6,100	180	108	129
1,100	1,150	16	16	16	3,600	3,650	73	51	51	6,100	6,150	183	109	131
1,150	1,200	16	16	16	3,650	3,700	75	51	52	6,150	6,200	186	111	132
1,200	1,250	17	17	17	3,700	3,750	76	52	54	6,200	6,250	188	113	134
1,250	1,300	18	18	18	3,750	3,800	78	53	56	6,250	6,300	191	114	136
1,300	1,350	19	19	19	3,800	3,850	80	54	57	6,300	6,350	194	116	137
1,350	1,400	19	19	19	3,850	3,900	81	54	59	6,350	6,400	197	117	139
1,400	1,450	20	20	20	3,900	3,950	83	55	60	6,400	6,450	199	119	140
1,450	1,500	21	21	21	3,950	4,000	84	56	62	6,450	6,500	202	121	142
					<b>4,000</b>					6,500	6,550	205	122	144
1,500	1,550	21	21	21	4,000	4,050	86	56	64	6,550	6,600	208	124	145
1,550	1,600	22	22	22	4,050	4,100	88	57	65	6,600	6,650	210	125	147
1,600	1,650	23	23	23	4,100	4,150	89	58	67	6,650	6,700	213	127	148
1,650	1,700	23	23	23	4,150	4,200	91	58	68	6,700	6,750	216	129	150
1,700	1,750	24	24	24	4,200	4,250	92	59	70					
										6,750	6,800	219	130	152
1,750	1,800	25	25	25	4,250	4,300	94	60	72	6,800	6,850	221	132	153
1,800	1,850	26	26	26	4,300	4,350	96	61	73	6,850	6,900	224	133	155
1,850	1,900	26	26	26	4,350	4,400	97	61	75	6,900	6,950	227	135	156
1,900	1,950	27	27	27	4,400	4,450	99	62	76	6,950	7,000	230	137	158
1,950	2,000	28	28	28	4,450	4,500	100	63	78					
<b>2,000</b>														
2,000	2,050	28	28	28	4,500	4,550	102	63	80					
2,050	2,100	29	29	29	4,550	4,600	104	64	81					
2,100	2,150	30	30	30	4,600	4,650	105	65	83					
2,150	2,200	30	30	30	4,650	4,700	107	65	84					
2,200	2,250	31	31	31	4,700	4,750	108	66	86					
2,250	2,300	32	32	32	4,750	4,800	110	67	88					
2,300	2,350	33	33	33	4,800	4,850	111	68	89					
2,350	2,400	33	33	33	4,850	4,900	114	69	91					
2,400	2,450	35	34	34	4,900	4,950	117	71	92					
2,450	2,500	36	35	35	4,950	5,000	120	73	94					

\*This column must also be used by qualifying widow(er)

Continued on next page

2017 Hawaii Tax Table (Continued)

If line 43 (taxable income) is —		And you are —			If line 43 (taxable income) is —		And you are —			If line 43 (taxable income) is —		And you are —		
At least	But less than	Single or Married filing separately	Married filing jointly *	Head of a household	At least	But less than	Single or Married filing separately	Married filing jointly *	Head of a household	At least	But less than	Single or Married filing separately	Married filing jointly *	Head of a household
		Your tax is —					Your tax is —					Your tax is —		
<b>7,000</b>					<b>10,000</b>					<b>13,000</b>				
7,000	7,050	232	138	160	10,000	10,050	401	244	321	13,000	13,050	593	409	486
7,050	7,100	235	140	161	10,050	10,100	404	247	324	13,050	13,100	596	412	489
7,100	7,150	238	141	163	10,100	10,150	408	250	327	13,100	13,150	600	415	492
7,150	7,200	241	143	164	10,150	10,200	411	253	330	13,150	13,200	603	418	495
7,200	7,250	243	145	167	10,200	10,250	414	255	332	13,200	13,250	606	420	497
7,250	7,300	246	146	170	10,250	10,300	417	258	335	13,250	13,300	609	423	500
7,300	7,350	249	148	173	10,300	10,350	420	261	338	13,300	13,350	612	426	503
7,350	7,400	252	149	176	10,350	10,400	424	264	341	13,350	13,400	616	429	506
7,400	7,450	254	151	178	10,400	10,450	427	266	343	13,400	13,450	619	431	508
7,450	7,500	257	153	181	10,450	10,500	430	269	346	13,450	13,500	622	434	511
7,500	7,550	260	154	184	10,500	10,550	433	272	349	13,500	13,550	625	437	514
7,550	7,600	263	156	187	10,550	10,600	436	275	352	13,550	13,600	628	440	517
7,600	7,650	265	157	189	10,600	10,650	440	277	354	13,600	13,650	632	442	519
7,650	7,700	268	159	192	10,650	10,700	443	280	357	13,650	13,700	635	445	522
7,700	7,750	271	161	195	10,700	10,750	446	283	360	13,700	13,750	638	448	525
7,750	7,800	274	162	198	10,750	10,800	449	286	363	13,750	13,800	641	451	528
7,800	7,850	276	164	200	10,800	10,850	452	288	365	13,800	13,850	644	453	530
7,850	7,900	279	165	203	10,850	10,900	456	291	368	13,850	13,900	648	456	533
7,900	7,950	282	167	206	10,900	10,950	459	294	371	13,900	13,950	651	459	536
7,950	8,000	285	169	209	10,950	11,000	462	297	374	13,950	14,000	654	462	539
<b>8,000</b>					<b>11,000</b>					<b>14,000</b>				
8,000	8,050	287	170	211	11,000	11,050	465	299	376	14,000	14,050	657	464	541
8,050	8,100	290	172	214	11,050	11,100	468	302	379	14,050	14,100	660	467	544
8,100	8,150	293	173	217	11,100	11,150	472	305	382	14,100	14,150	664	470	547
8,150	8,200	296	175	220	11,150	11,200	475	308	385	14,150	14,200	667	473	550
8,200	8,250	298	177	222	11,200	11,250	478	310	387	14,200	14,250	670	475	552
8,250	8,300	301	178	225	11,250	11,300	481	313	390	14,250	14,300	673	478	555
8,300	8,350	304	180	228	11,300	11,350	484	316	393	14,300	14,350	676	481	558
8,350	8,400	307	181	231	11,350	11,400	488	319	396	14,350	14,400	680	484	561
8,400	8,450	309	183	233	11,400	11,450	491	321	398	14,400	14,450	684	486	564
8,450	8,500	312	185	236	11,450	11,500	494	324	401	14,450	14,500	687	489	567
8,500	8,550	315	186	239	11,500	11,550	497	327	404	14,500	14,550	691	492	570
8,550	8,600	318	188	242	11,550	11,600	500	330	407	14,550	14,600	694	495	573
8,600	8,650	320	189	244	11,600	11,650	504	332	409	14,600	14,650	697	497	576
8,650	8,700	323	191	247	11,650	11,700	507	335	412	14,650	14,700	701	500	580
8,700	8,750	326	193	250	11,700	11,750	510	338	415	14,700	14,750	704	503	583
8,750	8,800	329	194	253	11,750	11,800	513	341	418	14,750	14,800	708	506	586
8,800	8,850	331	196	255	11,800	11,850	516	343	420	14,800	14,850	711	508	589
8,850	8,900	334	197	258	11,850	11,900	520	346	423	14,850	14,900	714	511	592
8,900	8,950	337	199	261	11,900	11,950	523	349	426	14,900	14,950	718	514	596
8,950	9,000	340	201	264	11,950	12,000	526	352	429	14,950	15,000	721	517	599
<b>9,000</b>					<b>12,000</b>					<b>15,000</b>				
9,000	9,050	342	202	266	12,000	12,050	529	354	431	15,000	15,050	725	519	602
9,050	9,100	345	204	269	12,050	12,100	532	357	434	15,050	15,100	728	522	605
9,100	9,150	348	205	272	12,100	12,150	536	360	437	15,100	15,150	731	525	608
9,150	9,200	351	207	275	12,150	12,200	539	363	440	15,150	15,200	735	528	612
9,200	9,250	353	209	277	12,200	12,250	542	365	442	15,200	15,250	738	530	615
9,250	9,300	356	210	280	12,250	12,300	545	368	445	15,250	15,300	742	533	618
9,300	9,350	359	212	283	12,300	12,350	548	371	448	15,300	15,350	745	536	621
9,350	9,400	362	213	286	12,350	12,400	552	374	451	15,350	15,400	748	539	624
9,400	9,450	364	215	288	12,400	12,450	555	376	453	15,400	15,450	752	541	628
9,450	9,500	367	217	291	12,450	12,500	558	379	456	15,450	15,500	755	544	631
9,500	9,550	370	218	294	12,500	12,550	561	382	459	15,500	15,550	759	547	634
9,550	9,600	373	220	297	12,550	12,600	564	385	462	15,550	15,600	762	550	637
9,600	9,650	376	222	299	12,600	12,650	568	387	464	15,600	15,650	765	552	640
9,650	9,700	379	225	302	12,650	12,700	571	390	467	15,650	15,700	769	555	644
9,700	9,750	382	228	305	12,700	12,750	574	393	470	15,700	15,750	772	558	647
9,750	9,800	385	231	308	12,750	12,800	577	396	473	15,750	15,800	776	561	650
9,800	9,850	388	233	310	12,800	12,850	580	398	475	15,800	15,850	779	563	653
9,850	9,900	392	236	313	12,850	12,900	584	401	478	15,850	15,900	782	566	656
9,900	9,950	395	239	316	12,900	12,950	587	404	481	15,900	15,950	786	569	660
9,950	10,000	398	242	319	12,950	13,000	590	407	484	15,950	16,000	789	572	663

\*This column must also be used by qualifying widow(er)

Continued on next page

2017 Hawaii Tax Table (Continued)

If line 43 (taxable income) is —		And you are —			If line 43 (taxable income) is —		And you are —			If line 43 (taxable income) is —		And you are —		
At least	But less than	Single or Married filing separately	Married filing jointly *	Head of a household	At least	But less than	Single or Married filing separately	Married filing jointly *	Head of a household	At least	But less than	Single or Married filing separately	Married filing jointly *	Head of a household
Your tax is —					Your tax is —					Your tax is —				
<b>16,000</b>					<b>19,000</b>					<b>22,000</b>				
16,000	16,050	793	574	666	19,000	19,050	997	739	858	22,000	22,050	1,211	930	1,051
16,050	16,100	796	577	669	19,050	19,100	1,000	742	861	22,050	22,100	1,215	933	1,054
16,100	16,150	799	580	672	19,100	19,150	1,003	745	864	22,100	22,150	1,219	936	1,058
16,150	16,200	803	583	676	19,150	19,200	1,007	748	868	22,150	22,200	1,222	939	1,061
16,200	16,250	806	585	679	19,200	19,250	1,010	751	871	22,200	22,250	1,226	943	1,065
16,250	16,300	810	588	682	19,250	19,300	1,013	754	874	22,250	22,300	1,229	946	1,068
16,300	16,350	813	591	685	19,300	19,350	1,017	757	877	22,300	22,350	1,233	949	1,071
16,350	16,400	816	594	688	19,350	19,400	1,021	760	880	22,350	22,400	1,237	952	1,075
16,400	16,450	820	596	692	19,400	19,450	1,024	763	884	22,400	22,450	1,240	955	1,078
16,450	16,500	823	599	695	19,450	19,500	1,028	767	887	22,450	22,500	1,244	959	1,082
16,500	16,550	827	602	698	19,500	19,550	1,031	770	890	22,500	22,550	1,247	962	1,085
16,550	16,600	830	605	701	19,550	19,600	1,035	773	893	22,550	22,600	1,251	965	1,088
16,600	16,650	833	607	704	19,600	19,650	1,039	776	896	22,600	22,650	1,255	968	1,092
16,650	16,700	837	610	708	19,650	19,700	1,042	779	900	22,650	22,700	1,258	971	1,095
16,700	16,750	840	613	711	19,700	19,750	1,046	783	903	22,700	22,750	1,262	975	1,099
16,750	16,800	844	616	714	19,750	19,800	1,049	786	906	22,750	22,800	1,265	978	1,102
16,800	16,850	847	618	717	19,800	19,850	1,053	789	909	22,800	22,850	1,269	981	1,105
16,850	16,900	850	621	720	19,850	19,900	1,057	792	912	22,850	22,900	1,273	984	1,109
16,900	16,950	854	624	724	19,900	19,950	1,060	795	916	22,900	22,950	1,276	987	1,112
16,950	17,000	857	627	727	19,950	20,000	1,064	799	919	22,950	23,000	1,280	991	1,116
<b>17,000</b>					<b>20,000</b>					<b>23,000</b>				
17,000	17,050	861	629	730	20,000	20,050	1,067	802	922	23,000	23,050	1,283	994	1,119
17,050	17,100	864	632	733	20,050	20,100	1,071	805	925	23,050	23,100	1,287	997	1,122
17,100	17,150	867	635	736	20,100	20,150	1,075	808	928	23,100	23,150	1,291	1,000	1,126
17,150	17,200	871	638	740	20,150	20,200	1,078	811	932	23,150	23,200	1,294	1,003	1,129
17,200	17,250	874	640	743	20,200	20,250	1,082	815	935	23,200	23,250	1,298	1,007	1,133
17,250	17,300	878	643	746	20,250	20,300	1,085	818	938	23,250	23,300	1,301	1,010	1,136
17,300	17,350	881	646	749	20,300	20,350	1,089	821	941	23,300	23,350	1,305	1,013	1,139
17,350	17,400	884	649	752	20,350	20,400	1,093	824	944	23,350	23,400	1,309	1,016	1,143
17,400	17,450	888	651	756	20,400	20,450	1,096	827	948	23,400	23,450	1,312	1,019	1,146
17,450	17,500	891	654	759	20,450	20,500	1,100	831	951	23,450	23,500	1,316	1,023	1,150
17,500	17,550	895	657	762	20,500	20,550	1,103	834	954	23,500	23,550	1,319	1,026	1,153
17,550	17,600	898	660	765	20,550	20,600	1,107	837	957	23,550	23,600	1,323	1,029	1,156
17,600	17,650	901	662	768	20,600	20,650	1,111	840	960	23,600	23,650	1,327	1,032	1,160
17,650	17,700	905	665	772	20,650	20,700	1,114	843	964	23,650	23,700	1,330	1,035	1,163
17,700	17,750	908	668	775	20,700	20,750	1,118	847	967	23,700	23,750	1,334	1,039	1,167
17,750	17,800	912	671	778	20,750	20,800	1,121	850	970	23,750	23,800	1,337	1,042	1,170
17,800	17,850	915	673	781	20,800	20,850	1,125	853	973	23,800	23,850	1,341	1,045	1,173
17,850	17,900	918	676	784	20,850	20,900	1,129	856	976	23,850	23,900	1,345	1,048	1,177
17,900	17,950	922	679	788	20,900	20,950	1,132	859	980	23,900	23,950	1,348	1,051	1,180
17,950	18,000	925	682	791	20,950	21,000	1,136	863	983	23,950	24,000	1,352	1,055	1,184
<b>18,000</b>					<b>21,000</b>					<b>24,000</b>				
18,000	18,050	929	684	794	21,000	21,050	1,139	866	986	24,000	24,050	1,356	1,058	1,187
18,050	18,100	932	687	797	21,050	21,100	1,143	869	989	24,050	24,100	1,360	1,061	1,190
18,100	18,150	935	690	800	21,100	21,150	1,147	872	992	24,100	24,150	1,364	1,064	1,194
18,150	18,200	939	693	804	21,150	21,200	1,150	875	996	24,150	24,200	1,367	1,067	1,197
18,200	18,250	942	695	807	21,200	21,250	1,154	879	999	24,200	24,250	1,371	1,071	1,201
18,250	18,300	946	698	810	21,250	21,300	1,157	882	1,002	24,250	24,300	1,375	1,074	1,204
18,300	18,350	949	701	813	21,300	21,350	1,161	885	1,005	24,300	24,350	1,379	1,077	1,207
18,350	18,400	952	704	816	21,350	21,400	1,165	888	1,008	24,350	24,400	1,383	1,080	1,211
18,400	18,450	956	706	820	21,400	21,450	1,168	891	1,012	24,400	24,450	1,386	1,083	1,214
18,450	18,500	959	709	823	21,450	21,500	1,172	895	1,015	24,450	24,500	1,390	1,087	1,218
18,500	18,550	963	712	826	21,500	21,550	1,175	898	1,018	24,500	24,550	1,394	1,090	1,221
18,550	18,600	966	715	829	21,550	21,600	1,179	901	1,021	24,550	24,600	1,398	1,093	1,224
18,600	18,650	969	717	832	21,600	21,650	1,183	904	1,024	24,600	24,650	1,402	1,096	1,228
18,650	18,700	973	720	836	21,650	21,700	1,186	907	1,027	24,650	24,700	1,405	1,099	1,231
18,700	18,750	976	723	839	21,700	21,750	1,190	911	1,031	24,700	24,750	1,409	1,103	1,235
18,750	18,800	980	726	842	21,750	21,800	1,193	914	1,034	24,750	24,800	1,413	1,106	1,238
18,800	18,850	983	728	845	21,800	21,850	1,197	917	1,037	24,800	24,850	1,417	1,109	1,241
18,850	18,900	986	731	848	21,850	21,900	1,201	920	1,041	24,850	24,900	1,421	1,112	1,245
18,900	18,950	990	734	852	21,900	21,950	1,204	923	1,044	24,900	24,950	1,424	1,115	1,248
18,950	19,000	993	737	855	21,950	22,000	1,208	927	1,048	24,950	25,000	1,428	1,119	1,252

\*This column must also be used by qualifying widow(er)

Continued on next page

If line 43 (taxable income) is —		And you are —			If line 43 (taxable income) is —		And you are —			If line 43 (taxable income) is —		And you are —		
At least	But less than	Single or Married filing separately	Married filing jointly *	Head of a household	At least	But less than	Single or Married filing separately	Married filing jointly *	Head of a household	At least	But less than	Single or Married filing separately	Married filing jointly *	Head of a household
Your tax is —					Your tax is —					Your tax is —				
<b>25,000</b>					<b>28,000</b>					<b>31,000</b>				
25,000	25,050	1,432	1,122	1,255	28,000	28,050	1,660	1,314	1,459	31,000	31,050	1,888	1,514	1,672
25,050	25,100	1,436	1,125	1,258	28,050	28,100	1,664	1,317	1,462	31,050	31,100	1,892	1,518	1,676
25,100	25,150	1,440	1,128	1,262	28,100	28,150	1,668	1,320	1,466	31,100	31,150	1,896	1,521	1,679
25,150	25,200	1,443	1,131	1,265	28,150	28,200	1,671	1,323	1,469	31,150	31,200	1,899	1,525	1,683
25,200	25,250	1,447	1,135	1,269	28,200	28,250	1,675	1,327	1,473	31,200	31,250	1,903	1,528	1,687
25,250	25,300	1,451	1,138	1,272	28,250	28,300	1,679	1,330	1,476	31,250	31,300	1,907	1,531	1,690
25,300	25,350	1,455	1,141	1,275	28,300	28,350	1,683	1,333	1,479	31,300	31,350	1,911	1,535	1,694
25,350	25,400	1,459	1,144	1,279	28,350	28,400	1,687	1,336	1,483	31,350	31,400	1,915	1,538	1,697
25,400	25,450	1,462	1,147	1,282	28,400	28,450	1,690	1,339	1,486	31,400	31,450	1,918	1,542	1,701
25,450	25,500	1,466	1,151	1,286	28,450	28,500	1,694	1,343	1,490	31,450	31,500	1,922	1,545	1,705
25,500	25,550	1,470	1,154	1,289	28,500	28,550	1,698	1,346	1,493	31,500	31,550	1,926	1,548	1,708
25,550	25,600	1,474	1,157	1,292	28,550	28,600	1,702	1,349	1,496	31,550	31,600	1,930	1,552	1,712
25,600	25,650	1,478	1,160	1,296	28,600	28,650	1,706	1,352	1,500	31,600	31,650	1,934	1,555	1,715
25,650	25,700	1,481	1,163	1,299	28,650	28,700	1,709	1,355	1,503	31,650	31,700	1,937	1,559	1,719
25,700	25,750	1,485	1,167	1,303	28,700	28,750	1,713	1,359	1,507	31,700	31,750	1,941	1,562	1,723
25,750	25,800	1,489	1,170	1,306	28,750	28,800	1,717	1,362	1,510	31,750	31,800	1,945	1,565	1,726
25,800	25,850	1,493	1,173	1,309	28,800	28,850	1,721	1,365	1,514	31,800	31,850	1,949	1,569	1,730
25,850	25,900	1,497	1,176	1,313	28,850	28,900	1,725	1,368	1,517	31,850	31,900	1,953	1,572	1,733
25,900	25,950	1,500	1,179	1,316	28,900	28,950	1,728	1,372	1,521	31,900	31,950	1,956	1,576	1,737
25,950	26,000	1,504	1,183	1,320	28,950	29,000	1,732	1,375	1,525	31,950	32,000	1,960	1,579	1,741
<b>26,000</b>					<b>29,000</b>					<b>32,000</b>				
26,000	26,050	1,508	1,186	1,323	29,000	29,050	1,736	1,378	1,528	32,000	32,050	1,964	1,582	1,744
26,050	26,100	1,512	1,189	1,326	29,050	29,100	1,740	1,382	1,532	32,050	32,100	1,968	1,586	1,748
26,100	26,150	1,516	1,192	1,330	29,100	29,150	1,744	1,385	1,535	32,100	32,150	1,972	1,589	1,751
26,150	26,200	1,519	1,195	1,333	29,150	29,200	1,747	1,389	1,539	32,150	32,200	1,975	1,593	1,755
26,200	26,250	1,523	1,199	1,337	29,200	29,250	1,751	1,392	1,543	32,200	32,250	1,979	1,596	1,759
26,250	26,300	1,527	1,202	1,340	29,250	29,300	1,755	1,395	1,546	32,250	32,300	1,983	1,599	1,762
26,300	26,350	1,531	1,205	1,343	29,300	29,350	1,759	1,399	1,550	32,300	32,350	1,987	1,603	1,766
26,350	26,400	1,535	1,208	1,347	29,350	29,400	1,763	1,402	1,553	32,350	32,400	1,991	1,606	1,769
26,400	26,450	1,538	1,211	1,350	29,400	29,450	1,766	1,406	1,557	32,400	32,450	1,994	1,610	1,773
26,450	26,500	1,542	1,215	1,354	29,450	29,500	1,770	1,409	1,561	32,450	32,500	1,998	1,613	1,777
26,500	26,550	1,546	1,218	1,357	29,500	29,550	1,774	1,412	1,564	32,500	32,550	2,002	1,616	1,780
26,550	26,600	1,550	1,221	1,360	29,550	29,600	1,778	1,416	1,568	32,550	32,600	2,006	1,620	1,784
26,600	26,650	1,554	1,224	1,364	29,600	29,650	1,782	1,419	1,571	32,600	32,650	2,010	1,623	1,787
26,650	26,700	1,557	1,227	1,367	29,650	29,700	1,785	1,423	1,575	32,650	32,700	2,013	1,627	1,791
26,700	26,750	1,561	1,231	1,371	29,700	29,750	1,789	1,426	1,579	32,700	32,750	2,017	1,630	1,795
26,750	26,800	1,565	1,234	1,374	29,750	29,800	1,793	1,429	1,582	32,750	32,800	2,021	1,633	1,798
26,800	26,850	1,569	1,237	1,377	29,800	29,850	1,797	1,433	1,586	32,800	32,850	2,025	1,637	1,802
26,850	26,900	1,573	1,240	1,381	29,850	29,900	1,801	1,436	1,589	32,850	32,900	2,029	1,640	1,805
26,900	26,950	1,576	1,243	1,384	29,900	29,950	1,804	1,440	1,593	32,900	32,950	2,032	1,644	1,809
26,950	27,000	1,580	1,247	1,388	29,950	30,000	1,808	1,443	1,597	32,950	33,000	2,036	1,647	1,813
<b>27,000</b>					<b>30,000</b>					<b>33,000</b>				
27,000	27,050	1,584	1,250	1,391	30,000	30,050	1,812	1,446	1,600	33,000	33,050	2,040	1,650	1,816
27,050	27,100	1,588	1,253	1,394	30,050	30,100	1,816	1,450	1,604	33,050	33,100	2,044	1,654	1,820
27,100	27,150	1,592	1,256	1,398	30,100	30,150	1,820	1,453	1,607	33,100	33,150	2,048	1,657	1,823
27,150	27,200	1,595	1,259	1,401	30,150	30,200	1,823	1,457	1,611	33,150	33,200	2,051	1,661	1,827
27,200	27,250	1,599	1,263	1,405	30,200	30,250	1,827	1,460	1,615	33,200	33,250	2,055	1,664	1,831
27,250	27,300	1,603	1,266	1,408	30,250	30,300	1,831	1,463	1,618	33,250	33,300	2,059	1,667	1,834
27,300	27,350	1,607	1,269	1,411	30,300	30,350	1,835	1,467	1,622	33,300	33,350	2,063	1,671	1,838
27,350	27,400	1,611	1,272	1,415	30,350	30,400	1,839	1,470	1,625	33,350	33,400	2,067	1,674	1,841
27,400	27,450	1,614	1,275	1,418	30,400	30,450	1,842	1,474	1,629	33,400	33,450	2,070	1,678	1,845
27,450	27,500	1,618	1,279	1,422	30,450	30,500	1,846	1,477	1,633	33,450	33,500	2,074	1,681	1,849
27,500	27,550	1,622	1,282	1,425	30,500	30,550	1,850	1,480	1,636	33,500	33,550	2,078	1,684	1,852
27,550	27,600	1,626	1,285	1,428	30,550	30,600	1,854	1,484	1,640	33,550	33,600	2,082	1,688	1,856
27,600	27,650	1,630	1,288	1,432	30,600	30,650	1,858	1,487	1,643	33,600	33,650	2,086	1,691	1,859
27,650	27,700	1,633	1,291	1,435	30,650	30,700	1,861	1,491	1,647	33,650	33,700	2,089	1,695	1,863
27,700	27,750	1,637	1,295	1,439	30,700	30,750	1,865	1,494	1,651	33,700	33,750	2,093	1,698	1,867
27,750	27,800	1,641	1,298	1,442	30,750	30,800	1,869	1,497	1,654	33,750	33,800	2,097	1,701	1,870
27,800	27,850	1,645	1,301	1,445	30,800	30,850	1,873	1,501	1,658	33,800	33,850	2,101	1,705	1,874
27,850	27,900	1,649	1,304	1,449	30,850	30,900	1,877	1,504	1,661	33,850	33,900	2,105	1,708	1,877
27,900	27,950	1,652	1,307	1,452	30,900	30,950	1,880	1,508	1,665	33,900	33,950	2,108	1,712	1,881
27,950	28,000	1,656	1,311	1,456	30,950	31,000	1,884	1,511	1,669	33,950	34,000	2,112	1,715	1,885

\*This column must also be used by qualifying widow(er)

2017 Hawaii Tax Table (Continued)

If line 43 (taxable income) is —		And you are —			If line 43 (taxable income) is —		And you are —			If line 43 (taxable income) is —		And you are —		
At least	But less than	Single or Married filing separately	Married filing jointly *	Head of a household	At least	But less than	Single or Married filing separately	Married filing jointly *	Head of a household	At least	But less than	Single or Married filing separately	Married filing jointly *	Head of a household
Your tax is —					Your tax is —					Your tax is —				
<b>34,000</b>					<b>37,000</b>					<b>40,000</b>				
34,000	34,050	2,116	1,718	1,888	37,000	37,050	2,347	1,922	2,108	40,000	40,050	2,584	2,133	2,336
34,050	34,100	2,120	1,722	1,892	37,050	37,100	2,351	1,926	2,112	40,050	40,100	2,588	2,137	2,340
34,100	34,150	2,124	1,725	1,895	37,100	37,150	2,355	1,929	2,116	40,100	40,150	2,592	2,140	2,344
34,150	34,200	2,127	1,729	1,899	37,150	37,200	2,359	1,933	2,119	40,150	40,200	2,596	2,144	2,347
34,200	34,250	2,131	1,732	1,903	37,200	37,250	2,363	1,936	2,123	40,200	40,250	2,600	2,147	2,351
34,250	34,300	2,135	1,735	1,906	37,250	37,300	2,367	1,939	2,127	40,250	40,300	2,604	2,151	2,355
34,300	34,350	2,139	1,739	1,910	37,300	37,350	2,371	1,943	2,131	40,300	40,350	2,608	2,155	2,359
34,350	34,400	2,143	1,742	1,913	37,350	37,400	2,375	1,946	2,135	40,350	40,400	2,612	2,158	2,363
34,400	34,450	2,146	1,746	1,917	37,400	37,450	2,379	1,950	2,138	40,400	40,450	2,616	2,162	2,366
34,450	34,500	2,150	1,749	1,921	37,450	37,500	2,383	1,953	2,142	40,450	40,500	2,620	2,165	2,370
34,500	34,550	2,154	1,752	1,924	37,500	37,550	2,386	1,956	2,146	40,500	40,550	2,623	2,169	2,374
34,550	34,600	2,158	1,756	1,928	37,550	37,600	2,390	1,960	2,150	40,550	40,600	2,627	2,173	2,378
34,600	34,650	2,162	1,759	1,931	37,600	37,650	2,394	1,963	2,154	40,600	40,650	2,631	2,176	2,382
34,650	34,700	2,165	1,763	1,935	37,650	37,700	2,398	1,967	2,157	40,650	40,700	2,635	2,180	2,385
34,700	34,750	2,169	1,766	1,939	37,700	37,750	2,402	1,970	2,161	40,700	40,750	2,639	2,183	2,389
34,750	34,800	2,173	1,769	1,942	37,750	37,800	2,406	1,973	2,165	40,750	40,800	2,643	2,187	2,393
34,800	34,850	2,177	1,773	1,946	37,800	37,850	2,410	1,977	2,169	40,800	40,850	2,647	2,191	2,397
34,850	34,900	2,181	1,776	1,949	37,850	37,900	2,414	1,980	2,173	40,850	40,900	2,651	2,194	2,401
34,900	34,950	2,184	1,780	1,953	37,900	37,950	2,418	1,984	2,176	40,900	40,950	2,655	2,198	2,404
34,950	35,000	2,188	1,783	1,957	37,950	38,000	2,422	1,987	2,180	40,950	41,000	2,659	2,201	2,408
<b>35,000</b>					<b>38,000</b>					<b>41,000</b>				
35,000	35,050	2,192	1,786	1,960	38,000	38,050	2,426	1,990	2,184	41,000	41,050	2,663	2,205	2,412
35,050	35,100	2,196	1,790	1,964	38,050	38,100	2,430	1,994	2,188	41,050	41,100	2,667	2,209	2,416
35,100	35,150	2,200	1,793	1,967	38,100	38,150	2,434	1,997	2,192	41,100	41,150	2,671	2,212	2,420
35,150	35,200	2,203	1,797	1,971	38,150	38,200	2,438	2,001	2,195	41,150	41,200	2,675	2,216	2,423
35,200	35,250	2,207	1,800	1,975	38,200	38,250	2,442	2,004	2,199	41,200	41,250	2,679	2,219	2,427
35,250	35,300	2,211	1,803	1,978	38,250	38,300	2,446	2,007	2,203	41,250	41,300	2,683	2,223	2,431
35,300	35,350	2,215	1,807	1,982	38,300	38,350	2,450	2,011	2,207	41,300	41,350	2,687	2,227	2,435
35,350	35,400	2,219	1,810	1,985	38,350	38,400	2,454	2,014	2,211	41,350	41,400	2,691	2,230	2,439
35,400	35,450	2,222	1,814	1,989	38,400	38,450	2,458	2,018	2,214	41,400	41,450	2,695	2,234	2,442
35,450	35,500	2,226	1,817	1,993	38,450	38,500	2,462	2,021	2,218	41,450	41,500	2,699	2,237	2,446
35,500	35,550	2,230	1,820	1,996	38,500	38,550	2,465	2,025	2,222	41,500	41,550	2,702	2,241	2,450
35,550	35,600	2,234	1,824	2,000	38,550	38,600	2,469	2,029	2,226	41,550	41,600	2,706	2,245	2,454
35,600	35,650	2,238	1,827	2,003	38,600	38,650	2,473	2,032	2,230	41,600	41,650	2,710	2,248	2,458
35,650	35,700	2,241	1,831	2,007	38,650	38,700	2,477	2,036	2,233	41,650	41,700	2,714	2,252	2,461
35,700	35,750	2,245	1,834	2,011	38,700	38,750	2,481	2,039	2,237	41,700	41,750	2,718	2,255	2,465
35,750	35,800	2,249	1,837	2,014	38,750	38,800	2,485	2,043	2,241	41,750	41,800	2,722	2,259	2,469
35,800	35,850	2,253	1,841	2,018	38,800	38,850	2,489	2,047	2,245	41,800	41,850	2,726	2,263	2,473
35,850	35,900	2,257	1,844	2,021	38,850	38,900	2,493	2,050	2,249	41,850	41,900	2,730	2,266	2,477
35,900	35,950	2,260	1,848	2,025	38,900	38,950	2,497	2,054	2,252	41,900	41,950	2,734	2,270	2,480
35,950	36,000	2,264	1,851	2,029	38,950	39,000	2,501	2,057	2,256	41,950	42,000	2,738	2,273	2,484
<b>36,000</b>					<b>39,000</b>					<b>42,000</b>				
36,000	36,050	2,268	1,854	2,032	39,000	39,050	2,505	2,061	2,260	42,000	42,050	2,742	2,277	2,488
36,050	36,100	2,272	1,858	2,036	39,050	39,100	2,509	2,065	2,264	42,050	42,100	2,746	2,281	2,492
36,100	36,150	2,276	1,861	2,040	39,100	39,150	2,513	2,068	2,268	42,100	42,150	2,750	2,284	2,496
36,150	36,200	2,280	1,865	2,043	39,150	39,200	2,517	2,072	2,271	42,150	42,200	2,754	2,288	2,499
36,200	36,250	2,284	1,868	2,047	39,200	39,250	2,521	2,075	2,275	42,200	42,250	2,758	2,291	2,503
36,250	36,300	2,288	1,871	2,051	39,250	39,300	2,525	2,079	2,279	42,250	42,300	2,762	2,295	2,507
36,300	36,350	2,292	1,875	2,055	39,300	39,350	2,529	2,083	2,283	42,300	42,350	2,766	2,299	2,511
36,350	36,400	2,296	1,878	2,059	39,350	39,400	2,533	2,086	2,287	42,350	42,400	2,770	2,302	2,515
36,400	36,450	2,300	1,882	2,062	39,400	39,450	2,537	2,090	2,290	42,400	42,450	2,774	2,306	2,518
36,450	36,500	2,304	1,885	2,066	39,450	39,500	2,541	2,093	2,294	42,450	42,500	2,778	2,309	2,522
36,500	36,550	2,307	1,888	2,070	39,500	39,550	2,544	2,097	2,298	42,500	42,550	2,781	2,313	2,526
36,550	36,600	2,311	1,892	2,074	39,550	39,600	2,548	2,101	2,302	42,550	42,600	2,785	2,317	2,530
36,600	36,650	2,315	1,895	2,078	39,600	39,650	2,552	2,104	2,306	42,600	42,650	2,789	2,320	2,534
36,650	36,700	2,319	1,899	2,081	39,650	39,700	2,556	2,108	2,309	42,650	42,700	2,793	2,324	2,537
36,700	36,750	2,323	1,902	2,085	39,700	39,750	2,560	2,111	2,313	42,700	42,750	2,797	2,327	2,541
36,750	36,800	2,327	1,905	2,089	39,750	39,800	2,564	2,115	2,317	42,750	42,800	2,801	2,331	2,545
36,800	36,850	2,331	1,909	2,093	39,800	39,850	2,568	2,119	2,321	42,800	42,850	2,805	2,335	2,549
36,850	36,900	2,335	1,912	2,097	39,850	39,900	2,572	2,122	2,325	42,850	42,900	2,809	2,338	2,553
36,900	36,950	2,339	1,916	2,100	39,900	39,950	2,576	2,126	2,328	42,900	42,950	2,813	2,342	2,556
36,950	37,000	2,343	1,919	2,104	39,950	40,000	2,580	2,129	2,332	42,950	43,000	2,817	2,345	2,560

\*This column must also be used by qualifying widow(er)

Continued on next page

2017 Hawaii Tax Table (Continued)

If line 43 (taxable income) is —		And you are —			If line 43 (taxable income) is —		And you are —			If line 43 (taxable income) is —		And you are —		
At least	But less than	Single or Married filing separately	Married filing jointly *	Head of a household	At least	But less than	Single or Married filing separately	Married filing jointly *	Head of a household	At least	But less than	Single or Married filing separately	Married filing jointly *	Head of a household
		Your tax is —					Your tax is —					Your tax is —		
<b>43,000</b>					<b>46,000</b>					<b>49,000</b>				
43,000	43,050	2,821	2,349	2,564	46,000	46,050	3,058	2,565	2,792	49,000	49,050	3,299	2,785	3,020
43,050	43,100	2,825	2,353	2,568	46,050	46,100	3,062	2,569	2,796	49,050	49,100	3,303	2,789	3,024
43,100	43,150	2,829	2,356	2,572	46,100	46,150	3,066	2,572	2,800	49,100	49,150	3,307	2,793	3,028
43,150	43,200	2,833	2,360	2,575	46,150	46,200	3,070	2,576	2,803	49,150	49,200	3,311	2,796	3,031
43,200	43,250	2,837	2,363	2,579	46,200	46,250	3,074	2,579	2,807	49,200	49,250	3,315	2,800	3,035
43,250	43,300	2,841	2,367	2,583	46,250	46,300	3,078	2,583	2,811	49,250	49,300	3,319	2,804	3,039
43,300	43,350	2,845	2,371	2,587	46,300	46,350	3,082	2,587	2,815	49,300	49,350	3,323	2,808	3,043
43,350	43,400	2,849	2,374	2,591	46,350	46,400	3,086	2,590	2,819	49,350	49,400	3,327	2,812	3,047
43,400	43,450	2,853	2,378	2,594	46,400	46,450	3,090	2,594	2,822	49,400	49,450	3,332	2,815	3,050
43,450	43,500	2,857	2,381	2,598	46,450	46,500	3,094	2,597	2,826	49,450	49,500	3,336	2,819	3,054
43,500	43,550	2,860	2,385	2,602	46,500	46,550	3,097	2,601	2,830	49,500	49,550	3,340	2,823	3,058
43,550	43,600	2,864	2,389	2,606	46,550	46,600	3,101	2,605	2,834	49,550	49,600	3,344	2,827	3,062
43,600	43,650	2,868	2,392	2,610	46,600	46,650	3,105	2,608	2,838	49,600	49,650	3,348	2,831	3,066
43,650	43,700	2,872	2,396	2,613	46,650	46,700	3,109	2,612	2,841	49,650	49,700	3,352	2,834	3,069
43,700	43,750	2,876	2,399	2,617	46,700	46,750	3,113	2,615	2,845	49,700	49,750	3,356	2,838	3,073
43,750	43,800	2,880	2,403	2,621	46,750	46,800	3,117	2,619	2,849	49,750	49,800	3,360	2,842	3,077
43,800	43,850	2,884	2,407	2,625	46,800	46,850	3,121	2,623	2,853	49,800	49,850	3,365	2,846	3,081
43,850	43,900	2,888	2,410	2,629	46,850	46,900	3,125	2,626	2,857	49,850	49,900	3,369	2,850	3,085
43,900	43,950	2,892	2,414	2,632	46,900	46,950	3,129	2,630	2,860	49,900	49,950	3,373	2,853	3,088
43,950	44,000	2,896	2,417	2,636	46,950	47,000	3,133	2,633	2,864	49,950	50,000	3,377	2,857	3,092
<b>44,000</b>					<b>47,000</b>					<b>50,000</b>				
44,000	44,050	2,900	2,421	2,640	47,000	47,050	3,137	2,637	2,868	50,000	50,050	3,381	2,861	3,096
44,050	44,100	2,904	2,425	2,644	47,050	47,100	3,141	2,641	2,872	50,050	50,100	3,385	2,865	3,100
44,100	44,150	2,908	2,428	2,648	47,100	47,150	3,145	2,644	2,876	50,100	50,150	3,389	2,869	3,104
44,150	44,200	2,912	2,432	2,651	47,150	47,200	3,149	2,648	2,879	50,150	50,200	3,393	2,872	3,107
44,200	44,250	2,916	2,435	2,655	47,200	47,250	3,153	2,651	2,883	50,200	50,250	3,398	2,876	3,111
44,250	44,300	2,920	2,439	2,659	47,250	47,300	3,157	2,655	2,887	50,250	50,300	3,402	2,880	3,115
44,300	44,350	2,924	2,443	2,663	47,300	47,350	3,161	2,659	2,891	50,300	50,350	3,406	2,884	3,119
44,350	44,400	2,928	2,446	2,667	47,350	47,400	3,165	2,662	2,895	50,350	50,400	3,410	2,888	3,123
44,400	44,450	2,932	2,450	2,670	47,400	47,450	3,169	2,666	2,898	50,400	50,450	3,414	2,891	3,126
44,450	44,500	2,936	2,453	2,674	47,450	47,500	3,173	2,669	2,902	50,450	50,500	3,418	2,895	3,130
44,500	44,550	2,939	2,457	2,678	47,500	47,550	3,176	2,673	2,906	50,500	50,550	3,422	2,899	3,134
44,550	44,600	2,943	2,461	2,682	47,550	47,600	3,180	2,677	2,910	50,550	50,600	3,426	2,903	3,138
44,600	44,650	2,947	2,464	2,686	47,600	47,650	3,184	2,680	2,914	50,600	50,650	3,431	2,907	3,142
44,650	44,700	2,951	2,468	2,689	47,650	47,700	3,188	2,684	2,917	50,650	50,700	3,435	2,910	3,145
44,700	44,750	2,955	2,471	2,693	47,700	47,750	3,192	2,687	2,921	50,700	50,750	3,439	2,914	3,149
44,750	44,800	2,959	2,475	2,697	47,750	47,800	3,196	2,691	2,925	50,750	50,800	3,443	2,918	3,153
44,800	44,850	2,963	2,479	2,701	47,800	47,850	3,200	2,695	2,929	50,800	50,850	3,447	2,922	3,157
44,850	44,900	2,967	2,482	2,705	47,850	47,900	3,204	2,698	2,933	50,850	50,900	3,451	2,926	3,161
44,900	44,950	2,971	2,486	2,708	47,900	47,950	3,208	2,702	2,936	50,900	50,950	3,455	2,929	3,164
44,950	45,000	2,975	2,489	2,712	47,950	48,000	3,212	2,705	2,940	50,950	51,000	3,459	2,933	3,168
<b>45,000</b>					<b>48,000</b>					<b>51,000</b>				
45,000	45,050	2,979	2,493	2,716	48,000	48,050	3,216	2,709	2,944	51,000	51,050	3,464	2,937	3,172
45,050	45,100	2,983	2,497	2,720	48,050	48,100	3,220	2,713	2,948	51,050	51,100	3,468	2,941	3,176
45,100	45,150	2,987	2,500	2,724	48,100	48,150	3,224	2,717	2,952	51,100	51,150	3,472	2,945	3,180
45,150	45,200	2,991	2,504	2,727	48,150	48,200	3,228	2,720	2,955	51,150	51,200	3,476	2,948	3,183
45,200	45,250	2,995	2,507	2,731	48,200	48,250	3,233	2,724	2,959	51,200	51,250	3,480	2,952	3,187
45,250	45,300	2,999	2,511	2,735	48,250	48,300	3,237	2,728	2,963	51,250	51,300	3,484	2,956	3,191
45,300	45,350	3,003	2,515	2,739	48,300	48,350	3,241	2,732	2,967	51,300	51,350	3,488	2,960	3,195
45,350	45,400	3,007	2,518	2,743	48,350	48,400	3,245	2,736	2,971	51,350	51,400	3,492	2,964	3,199
45,400	45,450	3,011	2,522	2,746	48,400	48,450	3,249	2,739	2,974	51,400	51,450	3,497	2,967	3,202
45,450	45,500	3,015	2,525	2,750	48,450	48,500	3,253	2,743	2,978	51,450	51,500	3,501	2,971	3,206
45,500	45,550	3,018	2,529	2,754	48,500	48,550	3,257	2,747	2,982	51,500	51,550	3,505	2,975	3,210
45,550	45,600	3,022	2,533	2,758	48,550	48,600	3,261	2,751	2,986	51,550	51,600	3,509	2,979	3,214
45,600	45,650	3,026	2,536	2,762	48,600	48,650	3,266	2,755	2,990	51,600	51,650	3,513	2,983	3,218
45,650	45,700	3,030	2,540	2,765	48,650	48,700	3,270	2,758	2,993	51,650	51,700	3,517	2,986	3,221
45,700	45,750	3,034	2,543	2,769	48,700	48,750	3,274	2,762	2,997	51,700	51,750	3,521	2,990	3,225
45,750	45,800	3,038	2,547	2,773	48,750	48,800	3,278	2,766	3,001	51,750	51,800	3,525	2,994	3,229
45,800	45,850	3,042	2,551	2,777	48,800	48,850	3,282	2,770	3,005	51,800	51,850	3,530	2,998	3,233
45,850	45,900	3,046	2,554	2,781	48,850	48,900	3,286	2,774	3,009	51,850	51,900	3,534	3,002	3,237
45,900	45,950	3,050	2,558	2,784	48,900	48,950	3,290	2,777	3,012	51,900	51,950	3,538	3,005	3,240
45,950	46,000	3,054	2,561	2,788	48,950	49,000	3,294	2,781	3,016	51,950	52,000	3,542	3,009	3,244

\*This column must also be used by qualifying widow(er)

Continued on next page

2017 Hawaii Tax Table (Continued)

If line 43 (taxable income) is —		And you are —			If line 43 (taxable income) is —		And you are —			If line 43 (taxable income) is —		And you are —		
At least	But less than	Single or Married filing separately	Married filing jointly *	Head of a household	At least	But less than	Single or Married filing separately	Married filing jointly *	Head of a household	At least	But less than	Single or Married filing separately	Married filing jointly *	Head of a household
Your tax is —					Your tax is —					Your tax is —				
<b>52,000</b>					<b>55,000</b>					<b>58,000</b>				
52,000	52,050	3,546	3,013	3,248	55,000	55,050	3,794	3,241	3,479	58,000	58,050	4,041	3,469	3,716
52,050	52,100	3,550	3,017	3,252	55,050	55,100	3,798	3,245	3,483	58,050	58,100	4,045	3,473	3,720
52,100	52,150	3,554	3,021	3,256	55,100	55,150	3,802	3,249	3,487	58,100	58,150	4,049	3,477	3,724
52,150	52,200	3,558	3,024	3,259	55,150	55,200	3,806	3,252	3,491	58,150	58,200	4,053	3,480	3,728
52,200	52,250	3,563	3,028	3,263	55,200	55,250	3,810	3,256	3,495	58,200	58,250	4,058	3,484	3,732
52,250	52,300	3,567	3,032	3,267	55,250	55,300	3,814	3,260	3,499	58,250	58,300	4,062	3,488	3,736
52,300	52,350	3,571	3,036	3,271	55,300	55,350	3,818	3,264	3,503	58,300	58,350	4,066	3,492	3,740
52,350	52,400	3,575	3,040	3,275	55,350	55,400	3,822	3,268	3,507	58,350	58,400	4,070	3,496	3,744
52,400	52,450	3,579	3,043	3,278	55,400	55,450	3,827	3,271	3,511	58,400	58,450	4,074	3,499	3,748
52,450	52,500	3,583	3,047	3,282	55,450	55,500	3,831	3,275	3,515	58,450	58,500	4,078	3,503	3,752
52,500	52,550	3,587	3,051	3,286	55,500	55,550	3,835	3,279	3,518	58,500	58,550	4,082	3,507	3,755
52,550	52,600	3,591	3,055	3,290	55,550	55,600	3,839	3,283	3,522	58,550	58,600	4,086	3,511	3,759
52,600	52,650	3,596	3,059	3,294	55,600	55,650	3,843	3,287	3,526	58,600	58,650	4,091	3,515	3,763
52,650	52,700	3,600	3,062	3,297	55,650	55,700	3,847	3,290	3,530	58,650	58,700	4,095	3,518	3,767
52,700	52,750	3,604	3,066	3,301	55,700	55,750	3,851	3,294	3,534	58,700	58,750	4,099	3,522	3,771
52,750	52,800	3,608	3,070	3,305	55,750	55,800	3,855	3,298	3,538	58,750	58,800	4,103	3,526	3,775
52,800	52,850	3,612	3,074	3,309	55,800	55,850	3,860	3,302	3,542	58,800	58,850	4,107	3,530	3,779
52,850	52,900	3,616	3,078	3,313	55,850	55,900	3,864	3,306	3,546	58,850	58,900	4,111	3,534	3,783
52,900	52,950	3,620	3,081	3,316	55,900	55,950	3,868	3,309	3,550	58,900	58,950	4,115	3,537	3,787
52,950	53,000	3,624	3,085	3,320	55,950	56,000	3,872	3,313	3,554	58,950	59,000	4,119	3,541	3,791
<b>53,000</b>					<b>56,000</b>					<b>59,000</b>				
53,000	53,050	3,629	3,089	3,324	56,000	56,050	3,876	3,317	3,558	59,000	59,050	4,124	3,545	3,795
53,050	53,100	3,633	3,093	3,328	56,050	56,100	3,880	3,321	3,562	59,050	59,100	4,128	3,549	3,799
53,100	53,150	3,637	3,097	3,332	56,100	56,150	3,884	3,325	3,566	59,100	59,150	4,132	3,553	3,803
53,150	53,200	3,641	3,100	3,335	56,150	56,200	3,888	3,328	3,570	59,150	59,200	4,136	3,556	3,807
53,200	53,250	3,645	3,104	3,339	56,200	56,250	3,893	3,332	3,574	59,200	59,250	4,140	3,560	3,811
53,250	53,300	3,649	3,108	3,343	56,250	56,300	3,897	3,336	3,578	59,250	59,300	4,144	3,564	3,815
53,300	53,350	3,653	3,112	3,347	56,300	56,350	3,901	3,340	3,582	59,300	59,350	4,148	3,568	3,819
53,350	53,400	3,657	3,116	3,351	56,350	56,400	3,905	3,344	3,586	59,350	59,400	4,152	3,572	3,823
53,400	53,450	3,662	3,119	3,354	56,400	56,450	3,909	3,347	3,590	59,400	59,450	4,157	3,575	3,827
53,450	53,500	3,666	3,123	3,358	56,450	56,500	3,913	3,351	3,594	59,450	59,500	4,161	3,579	3,831
53,500	53,550	3,670	3,127	3,362	56,500	56,550	3,917	3,355	3,597	59,500	59,550	4,165	3,583	3,834
53,550	53,600	3,674	3,131	3,366	56,550	56,600	3,921	3,359	3,601	59,550	59,600	4,169	3,587	3,838
53,600	53,650	3,678	3,135	3,370	56,600	56,650	3,926	3,363	3,605	59,600	59,650	4,173	3,591	3,842
53,650	53,700	3,682	3,138	3,373	56,650	56,700	3,930	3,366	3,609	59,650	59,700	4,177	3,594	3,846
53,700	53,750	3,686	3,142	3,377	56,700	56,750	3,934	3,370	3,613	59,700	59,750	4,181	3,598	3,850
53,750	53,800	3,690	3,146	3,381	56,750	56,800	3,938	3,374	3,617	59,750	59,800	4,185	3,602	3,854
53,800	53,850	3,695	3,150	3,385	56,800	56,850	3,942	3,378	3,621	59,800	59,850	4,190	3,606	3,858
53,850	53,900	3,699	3,154	3,389	56,850	56,900	3,946	3,382	3,625	59,850	59,900	4,194	3,610	3,862
53,900	53,950	3,703	3,157	3,392	56,900	56,950	3,950	3,385	3,629	59,900	59,950	4,198	3,613	3,866
53,950	54,000	3,707	3,161	3,396	56,950	57,000	3,954	3,389	3,633	59,950	60,000	4,202	3,617	3,870
<b>54,000</b>					<b>57,000</b>					<b>60,000</b>				
54,000	54,050	3,711	3,165	3,400	57,000	57,050	3,959	3,393	3,637	60,000	60,050	4,206	3,621	3,874
54,050	54,100	3,715	3,169	3,404	57,050	57,100	3,963	3,397	3,641	60,050	60,100	4,210	3,625	3,878
54,100	54,150	3,719	3,173	3,408	57,100	57,150	3,967	3,401	3,645	60,100	60,150	4,214	3,629	3,882
54,150	54,200	3,723	3,176	3,412	57,150	57,200	3,971	3,404	3,649	60,150	60,200	4,218	3,632	3,886
54,200	54,250	3,728	3,180	3,416	57,200	57,250	3,975	3,408	3,653	60,200	60,250	4,223	3,636	3,890
54,250	54,300	3,732	3,184	3,420	57,250	57,300	3,979	3,412	3,657	60,250	60,300	4,227	3,640	3,894
54,300	54,350	3,736	3,188	3,424	57,300	57,350	3,983	3,416	3,661	60,300	60,350	4,231	3,644	3,898
54,350	54,400	3,740	3,192	3,428	57,350	57,400	3,987	3,420	3,665	60,350	60,400	4,235	3,648	3,902
54,400	54,450	3,744	3,195	3,432	57,400	57,450	3,992	3,423	3,669	60,400	60,450	4,239	3,651	3,906
54,450	54,500	3,748	3,199	3,436	57,450	57,500	3,996	3,427	3,673	60,450	60,500	4,243	3,655	3,910
54,500	54,550	3,752	3,203	3,439	57,500	57,550	4,000	3,431	3,676	60,500	60,550	4,247	3,659	3,913
54,550	54,600	3,756	3,207	3,443	57,550	57,600	4,004	3,435	3,680	60,550	60,600	4,251	3,663	3,917
54,600	54,650	3,761	3,211	3,447	57,600	57,650	4,008	3,439	3,684	60,600	60,650	4,256	3,667	3,921
54,650	54,700	3,765	3,214	3,451	57,650	57,700	4,012	3,442	3,688	60,650	60,700	4,260	3,670	3,925
54,700	54,750	3,769	3,218	3,455	57,700	57,750	4,016	3,446	3,692	60,700	60,750	4,264	3,674	3,929
54,750	54,800	3,773	3,222	3,459	57,750	57,800	4,020	3,450	3,696	60,750	60,800	4,268	3,678	3,933
54,800	54,850	3,777	3,226	3,463	57,800	57,850	4,025	3,454	3,700	60,800	60,850	4,272	3,682	3,937
54,850	54,900	3,781	3,230	3,467	57,850	57,900	4,029	3,458	3,704	60,850	60,900	4,276	3,686	3,941
54,900	54,950	3,785	3,233	3,471	57,900	57,950	4,033	3,461	3,708	60,900	60,950	4,280	3,689	3,945
54,950	55,000	3,789	3,237	3,475	57,950	58,000	4,037	3,465	3,712	60,950	61,000	4,284	3,693	3,949

\*This column must also be used by qualifying widow(er)

Continued on next page



2017 Hawaii Tax Table (Continued)

If line 43 (taxable income) is —		And you are —			If line 43 (taxable income) is —		And you are —			If line 43 (taxable income) is —		And you are —		
At least	But less than	Single or Married filing separately	Married filing jointly *	Head of a household	At least	But less than	Single or Married filing separately	Married filing jointly *	Head of a household	At least	But less than	Single or Married filing separately	Married filing jointly *	Head of a household
		Your tax is —					Your tax is —					Your tax is —		
<b>61,000</b>					<b>64,000</b>					<b>67,000</b>				
61,000	61,050	4,289	3,697	3,953	64,000	64,050	4,536	3,925	4,190	67,000	67,050	4,784	4,153	4,427
61,050	61,100	4,293	3,701	3,957	64,050	64,100	4,540	3,929	4,194	67,050	67,100	4,788	4,157	4,431
61,100	61,150	4,297	3,705	3,961	64,100	64,150	4,544	3,933	4,198	67,100	67,150	4,792	4,161	4,435
61,150	61,200	4,301	3,708	3,965	64,150	64,200	4,548	3,936	4,202	67,150	67,200	4,796	4,164	4,439
61,200	61,250	4,305	3,712	3,969	64,200	64,250	4,553	3,940	4,206	67,200	67,250	4,800	4,168	4,443
61,250	61,300	4,309	3,716	3,973	64,250	64,300	4,557	3,944	4,210	67,250	67,300	4,804	4,172	4,447
61,300	61,350	4,313	3,720	3,977	64,300	64,350	4,561	3,948	4,214	67,300	67,350	4,808	4,176	4,451
61,350	61,400	4,317	3,724	3,981	64,350	64,400	4,565	3,952	4,218	67,350	67,400	4,812	4,180	4,455
61,400	61,450	4,322	3,727	3,985	64,400	64,450	4,569	3,955	4,222	67,400	67,450	4,817	4,183	4,459
61,450	61,500	4,326	3,731	3,989	64,450	64,500	4,573	3,959	4,226	67,450	67,500	4,821	4,187	4,463
61,500	61,550	4,330	3,735	3,992	64,500	64,550	4,577	3,963	4,229	67,500	67,550	4,825	4,191	4,466
61,550	61,600	4,334	3,739	3,996	64,550	64,600	4,581	3,967	4,233	67,550	67,600	4,829	4,195	4,470
61,600	61,650	4,338	3,743	4,000	64,600	64,650	4,586	3,971	4,237	67,600	67,650	4,833	4,199	4,474
61,650	61,700	4,342	3,746	4,004	64,650	64,700	4,590	3,974	4,241	67,650	67,700	4,837	4,202	4,478
61,700	61,750	4,346	3,750	4,008	64,700	64,750	4,594	3,978	4,245	67,700	67,750	4,841	4,206	4,482
61,750	61,800	4,350	3,754	4,012	64,750	64,800	4,598	3,982	4,249	67,750	67,800	4,845	4,210	4,486
61,800	61,850	4,355	3,758	4,016	64,800	64,850	4,602	3,986	4,253	67,800	67,850	4,850	4,214	4,490
61,850	61,900	4,359	3,762	4,020	64,850	64,900	4,606	3,990	4,257	67,850	67,900	4,854	4,218	4,494
61,900	61,950	4,363	3,765	4,024	64,900	64,950	4,610	3,993	4,261	67,900	67,950	4,858	4,221	4,498
61,950	62,000	4,367	3,769	4,028	64,950	65,000	4,614	3,997	4,265	67,950	68,000	4,862	4,225	4,502
<b>62,000</b>					<b>65,000</b>					<b>68,000</b>				
62,000	62,050	4,371	3,773	4,032	65,000	65,050	4,619	4,001	4,269	68,000	68,050	4,866	4,229	4,506
62,050	62,100	4,375	3,777	4,036	65,050	65,100	4,623	4,005	4,273	68,050	68,100	4,870	4,233	4,510
62,100	62,150	4,379	3,781	4,040	65,100	65,150	4,627	4,009	4,277	68,100	68,150	4,874	4,237	4,514
62,150	62,200	4,383	3,784	4,044	65,150	65,200	4,631	4,012	4,281	68,150	68,200	4,878	4,240	4,518
62,200	62,250	4,388	3,788	4,048	65,200	65,250	4,635	4,016	4,285	68,200	68,250	4,883	4,244	4,522
62,250	62,300	4,392	3,792	4,052	65,250	65,300	4,639	4,020	4,289	68,250	68,300	4,887	4,248	4,526
62,300	62,350	4,396	3,796	4,056	65,300	65,350	4,643	4,024	4,293	68,300	68,350	4,891	4,252	4,530
62,350	62,400	4,400	3,800	4,060	65,350	65,400	4,647	4,028	4,297	68,350	68,400	4,895	4,256	4,534
62,400	62,450	4,404	3,803	4,064	65,400	65,450	4,652	4,031	4,301	68,400	68,450	4,899	4,259	4,538
62,450	62,500	4,408	3,807	4,068	65,450	65,500	4,656	4,035	4,305	68,450	68,500	4,903	4,263	4,542
62,500	62,550	4,412	3,811	4,071	65,500	65,550	4,660	4,039	4,308	68,500	68,550	4,907	4,267	4,545
62,550	62,600	4,416	3,815	4,075	65,550	65,600	4,664	4,043	4,312	68,550	68,600	4,911	4,271	4,549
62,600	62,650	4,421	3,819	4,079	65,600	65,650	4,668	4,047	4,316	68,600	68,650	4,916	4,275	4,553
62,650	62,700	4,425	3,822	4,083	65,650	65,700	4,672	4,050	4,320	68,650	68,700	4,920	4,278	4,557
62,700	62,750	4,429	3,826	4,087	65,700	65,750	4,676	4,054	4,324	68,700	68,750	4,924	4,282	4,561
62,750	62,800	4,433	3,830	4,091	65,750	65,800	4,680	4,058	4,328	68,750	68,800	4,928	4,286	4,565
62,800	62,850	4,437	3,834	4,095	65,800	65,850	4,685	4,062	4,332	68,800	68,850	4,932	4,290	4,569
62,850	62,900	4,441	3,838	4,099	65,850	65,900	4,689	4,066	4,336	68,850	68,900	4,936	4,294	4,573
62,900	62,950	4,445	3,841	4,103	65,900	65,950	4,693	4,069	4,340	68,900	68,950	4,940	4,297	4,577
62,950	63,000	4,449	3,845	4,107	65,950	66,000	4,697	4,073	4,344	68,950	69,000	4,944	4,301	4,581
<b>63,000</b>					<b>66,000</b>					<b>69,000</b>				
63,000	63,050	4,454	3,849	4,111	66,000	66,050	4,701	4,077	4,348	69,000	69,050	4,949	4,305	4,585
63,050	63,100	4,458	3,853	4,115	66,050	66,100	4,705	4,081	4,352	69,050	69,100	4,953	4,309	4,589
63,100	63,150	4,462	3,857	4,119	66,100	66,150	4,709	4,085	4,356	69,100	69,150	4,957	4,313	4,593
63,150	63,200	4,466	3,860	4,123	66,150	66,200	4,713	4,088	4,360	69,150	69,200	4,961	4,316	4,597
63,200	63,250	4,470	3,864	4,127	66,200	66,250	4,718	4,092	4,364	69,200	69,250	4,965	4,320	4,601
63,250	63,300	4,474	3,868	4,131	66,250	66,300	4,722	4,096	4,368	69,250	69,300	4,969	4,324	4,605
63,300	63,350	4,478	3,872	4,135	66,300	66,350	4,726	4,100	4,372	69,300	69,350	4,973	4,328	4,609
63,350	63,400	4,482	3,876	4,139	66,350	66,400	4,730	4,104	4,376	69,350	69,400	4,977	4,332	4,613
63,400	63,450	4,487	3,879	4,143	66,400	66,450	4,734	4,107	4,380	69,400	69,450	4,982	4,335	4,617
63,450	63,500	4,491	3,883	4,147	66,450	66,500	4,738	4,111	4,384	69,450	69,500	4,986	4,339	4,621
63,500	63,550	4,495	3,887	4,150	66,500	66,550	4,742	4,115	4,387	69,500	69,550	4,990	4,343	4,624
63,550	63,600	4,499	3,891	4,154	66,550	66,600	4,746	4,119	4,391	69,550	69,600	4,994	4,347	4,628
63,600	63,650	4,503	3,895	4,158	66,600	66,650	4,751	4,123	4,395	69,600	69,650	4,998	4,351	4,632
63,650	63,700	4,507	3,898	4,162	66,650	66,700	4,755	4,126	4,399	69,650	69,700	5,002	4,354	4,636
63,700	63,750	4,511	3,902	4,166	66,700	66,750	4,759	4,130	4,403	69,700	69,750	5,006	4,358	4,640
63,750	63,800	4,515	3,906	4,170	66,750	66,800	4,763	4,134	4,407	69,750	69,800	5,010	4,362	4,644
63,800	63,850	4,520	3,910	4,174	66,800	66,850	4,767	4,138	4,411	69,800	69,850	5,015	4,366	4,648
63,850	63,900	4,524	3,914	4,178	66,850	66,900	4,771	4,142	4,415	69,850	69,900	5,019	4,370	4,652
63,900	63,950	4,528	3,917	4,182	66,900	66,950	4,775	4,145	4,419	69,900	69,950	5,023	4,373	4,656
63,950	64,000	4,532	3,921	4,186	66,950	67,000	4,779	4,149	4,423	69,950	70,000	5,027	4,377	4,660

\*This column must also be used by qualifying widow(er)

Continued on next page

2017 Hawaii Tax Table (Continued)

If line 43 (taxable income) is —		And you are —			If line 43 (taxable income) is —		And you are —			If line 43 (taxable income) is —		And you are —		
At least	But less than	Single or Married filing separately	Married filing jointly *	Head of a household	At least	But less than	Single or Married filing separately	Married filing jointly *	Head of a household	At least	But less than	Single or Married filing separately	Married filing jointly *	Head of a household
		Your tax is —					Your tax is —					Your tax is —		
<b>70,000</b>					<b>73,000</b>					<b>76,000</b>				
70,000	70,050	5,031	4,381	4,664	73,000	73,050	5,279	4,612	4,905	76,000	76,050	5,526	4,849	5,152
70,050	70,100	5,035	4,385	4,668	73,050	73,100	5,283	4,616	4,909	76,050	76,100	5,530	4,853	5,156
70,100	70,150	5,039	4,389	4,672	73,100	73,150	5,287	4,620	4,913	76,100	76,150	5,534	4,857	5,160
70,150	70,200	5,043	4,392	4,676	73,150	73,200	5,291	4,624	4,917	76,150	76,200	5,538	4,861	5,164
70,200	70,250	5,048	4,396	4,680	73,200	73,250	5,295	4,628	4,921	76,200	76,250	5,543	4,865	5,169
70,250	70,300	5,052	4,400	4,684	73,250	73,300	5,299	4,632	4,925	76,250	76,300	5,547	4,869	5,173
70,300	70,350	5,056	4,404	4,688	73,300	73,350	5,303	4,636	4,929	76,300	76,350	5,551	4,873	5,177
70,350	70,400	5,060	4,408	4,692	73,350	73,400	5,307	4,640	4,933	76,350	76,400	5,555	4,877	5,181
70,400	70,450	5,064	4,411	4,696	73,400	73,450	5,312	4,644	4,938	76,400	76,450	5,559	4,881	5,185
70,450	70,500	5,068	4,415	4,700	73,450	73,500	5,316	4,648	4,942	76,450	76,500	5,563	4,885	5,189
70,500	70,550	5,072	4,419	4,703	73,500	73,550	5,320	4,651	4,946	76,500	76,550	5,567	4,888	5,193
70,550	70,600	5,076	4,423	4,707	73,550	73,600	5,324	4,655	4,950	76,550	76,600	5,571	4,892	5,197
70,600	70,650	5,081	4,427	4,711	73,600	73,650	5,328	4,659	4,954	76,600	76,650	5,576	4,896	5,202
70,650	70,700	5,085	4,430	4,715	73,650	73,700	5,332	4,663	4,958	76,650	76,700	5,580	4,900	5,206
70,700	70,750	5,089	4,434	4,719	73,700	73,750	5,336	4,667	4,962	76,700	76,750	5,584	4,904	5,210
70,750	70,800	5,093	4,438	4,723	73,750	73,800	5,340	4,671	4,966	76,750	76,800	5,588	4,908	5,214
70,800	70,850	5,097	4,442	4,727	73,800	73,850	5,345	4,675	4,971	76,800	76,850	5,592	4,912	5,218
70,850	70,900	5,101	4,446	4,731	73,850	73,900	5,349	4,679	4,975	76,850	76,900	5,596	4,916	5,222
70,900	70,950	5,105	4,449	4,735	73,900	73,950	5,353	4,683	4,979	76,900	76,950	5,600	4,920	5,226
70,950	71,000	5,109	4,453	4,739	73,950	74,000	5,357	4,687	4,983	76,950	77,000	5,604	4,924	5,230
<b>71,000</b>					<b>74,000</b>					<b>77,000</b>				
71,000	71,050	5,114	4,457	4,743	74,000	74,050	5,361	4,691	4,987	77,000	77,050	5,609	4,928	5,235
71,050	71,100	5,118	4,461	4,747	74,050	74,100	5,365	4,695	4,991	77,050	77,100	5,613	4,932	5,239
71,100	71,150	5,122	4,465	4,751	74,100	74,150	5,369	4,699	4,995	77,100	77,150	5,617	4,936	5,243
71,150	71,200	5,126	4,468	4,755	74,150	74,200	5,373	4,703	4,999	77,150	77,200	5,621	4,940	5,247
71,200	71,250	5,130	4,472	4,759	74,200	74,250	5,378	4,707	5,004	77,200	77,250	5,625	4,944	5,251
71,250	71,300	5,134	4,476	4,763	74,250	74,300	5,382	4,711	5,008	77,250	77,300	5,629	4,948	5,255
71,300	71,350	5,138	4,480	4,767	74,300	74,350	5,386	4,715	5,012	77,300	77,350	5,633	4,952	5,259
71,350	71,400	5,142	4,484	4,771	74,350	74,400	5,390	4,719	5,016	77,350	77,400	5,637	4,956	5,263
71,400	71,450	5,147	4,487	4,775	74,400	74,450	5,394	4,723	5,020	77,400	77,450	5,642	4,960	5,268
71,450	71,500	5,151	4,491	4,779	74,450	74,500	5,398	4,727	5,024	77,450	77,500	5,646	4,964	5,272
71,500	71,550	5,155	4,495	4,782	74,500	74,550	5,402	4,730	5,028	77,500	77,550	5,650	4,967	5,276
71,550	71,600	5,159	4,499	4,786	74,550	74,600	5,406	4,734	5,032	77,550	77,600	5,654	4,971	5,280
71,600	71,650	5,163	4,503	4,790	74,600	74,650	5,411	4,738	5,037	77,600	77,650	5,658	4,975	5,284
71,650	71,700	5,167	4,506	4,794	74,650	74,700	5,415	4,742	5,041	77,650	77,700	5,662	4,979	5,288
71,700	71,750	5,171	4,510	4,798	74,700	74,750	5,419	4,746	5,045	77,700	77,750	5,666	4,983	5,292
71,750	71,800	5,175	4,514	4,802	74,750	74,800	5,423	4,750	5,049	77,750	77,800	5,670	4,987	5,296
71,800	71,850	5,180	4,518	4,806	74,800	74,850	5,427	4,754	5,053	77,800	77,850	5,675	4,991	5,301
71,850	71,900	5,184	4,522	4,810	74,850	74,900	5,431	4,758	5,057	77,850	77,900	5,679	4,995	5,305
71,900	71,950	5,188	4,525	4,814	74,900	74,950	5,435	4,762	5,061	77,900	77,950	5,683	4,999	5,309
71,950	72,000	5,192	4,529	4,818	74,950	75,000	5,439	4,766	5,065	77,950	78,000	5,687	5,003	5,313
<b>72,000</b>					<b>75,000</b>					<b>78,000</b>				
72,000	72,050	5,196	4,533	4,822	75,000	75,050	5,444	4,770	5,070	78,000	78,050	5,691	5,007	5,317
72,050	72,100	5,200	4,537	4,826	75,050	75,100	5,448	4,774	5,074	78,050	78,100	5,695	5,011	5,321
72,100	72,150	5,204	4,541	4,830	75,100	75,150	5,452	4,778	5,078	78,100	78,150	5,699	5,015	5,325
72,150	72,200	5,208	4,545	4,834	75,150	75,200	5,456	4,782	5,082	78,150	78,200	5,703	5,019	5,329
72,200	72,250	5,213	4,549	4,839	75,200	75,250	5,460	4,786	5,086	78,200	78,250	5,708	5,023	5,334
72,250	72,300	5,217	4,553	4,843	75,250	75,300	5,464	4,790	5,090	78,250	78,300	5,712	5,027	5,338
72,300	72,350	5,221	4,557	4,847	75,300	75,350	5,468	4,794	5,094	78,300	78,350	5,716	5,031	5,342
72,350	72,400	5,225	4,561	4,851	75,350	75,400	5,472	4,798	5,098	78,350	78,400	5,720	5,035	5,346
72,400	72,450	5,229	4,565	4,855	75,400	75,450	5,477	4,802	5,103	78,400	78,450	5,724	5,039	5,350
72,450	72,500	5,233	4,569	4,859	75,450	75,500	5,481	4,806	5,107	78,450	78,500	5,728	5,043	5,354
72,500	72,550	5,237	4,572	4,863	75,500	75,550	5,485	4,809	5,111	78,500	78,550	5,732	5,046	5,358
72,550	72,600	5,241	4,576	4,867	75,550	75,600	5,489	4,813	5,115	78,550	78,600	5,736	5,050	5,362
72,600	72,650	5,246	4,580	4,872	75,600	75,650	5,493	4,817	5,119	78,600	78,650	5,741	5,054	5,367
72,650	72,700	5,250	4,584	4,876	75,650	75,700	5,497	4,821	5,123	78,650	78,700	5,745	5,058	5,371
72,700	72,750	5,254	4,588	4,880	75,700	75,750	5,501	4,825	5,127	78,700	78,750	5,749	5,062	5,375
72,750	72,800	5,258	4,592	4,884	75,750	75,800	5,505	4,829	5,131	78,750	78,800	5,753	5,066	5,379
72,800	72,850	5,262	4,596	4,888	75,800	75,850	5,510	4,833	5,136	78,800	78,850	5,757	5,070	5,383
72,850	72,900	5,266	4,600	4,892	75,850	75,900	5,514	4,837	5,140	78,850	78,900	5,761	5,074	5,387
72,900	72,950	5,270	4,604	4,896	75,900	75,950	5,518	4,841	5,144	78,900	78,950	5,765	5,078	5,391
72,950	73,000	5,274	4,608	4,900	75,950	76,000	5,522	4,845	5,148	78,950	79,000	5,769	5,082	5,395

\*This column must also be used by qualifying widow(er)

Continued on next page

2017 Hawaii Tax Table (Continued)

If line 43 (taxable income) is —		And you are —			If line 43 (taxable income) is —		And you are —			If line 43 (taxable income) is —		And you are —		
At least	But less than	Single or Married filing separately	Married filing jointly *	Head of a household	At least	But less than	Single or Married filing separately	Married filing jointly *	Head of a household	At least	But less than	Single or Married filing separately	Married filing jointly *	Head of a household
Your tax is —					Your tax is —					Your tax is —				
<b>79,000</b>					<b>82,000</b>					<b>85,000</b>				
79,000	79,050	5,774	5,086	5,400	82,000	82,050	6,021	5,323	5,647	85,000	85,050	6,269	5,560	5,895
79,050	79,100	5,778	5,090	5,404	82,050	82,100	6,025	5,327	5,651	85,050	85,100	6,273	5,564	5,899
79,100	79,150	5,782	5,094	5,408	82,100	82,150	6,029	5,331	5,655	85,100	85,150	6,277	5,568	5,903
79,150	79,200	5,786	5,098	5,412	82,150	82,200	6,033	5,335	5,659	85,150	85,200	6,281	5,572	5,907
79,200	79,250	5,790	5,102	5,416	82,200	82,250	6,038	5,339	5,664	85,200	85,250	6,285	5,576	5,911
79,250	79,300	5,794	5,106	5,420	82,250	82,300	6,042	5,343	5,668	85,250	85,300	6,289	5,580	5,915
79,300	79,350	5,798	5,110	5,424	82,300	82,350	6,046	5,347	5,672	85,300	85,350	6,293	5,584	5,919
79,350	79,400	5,802	5,114	5,428	82,350	82,400	6,050	5,351	5,676	85,350	85,400	6,297	5,588	5,923
79,400	79,450	5,807	5,118	5,433	82,400	82,450	6,054	5,355	5,680	85,400	85,450	6,302	5,592	5,928
79,450	79,500	5,811	5,122	5,437	82,450	82,500	6,058	5,359	5,684	85,450	85,500	6,306	5,596	5,932
79,500	79,550	5,815	5,125	5,441	82,500	82,550	6,062	5,362	5,688	85,500	85,550	6,310	5,599	5,936
79,550	79,600	5,819	5,129	5,445	82,550	82,600	6,066	5,366	5,692	85,550	85,600	6,314	5,603	5,940
79,600	79,650	5,823	5,133	5,449	82,600	82,650	6,071	5,370	5,697	85,600	85,650	6,318	5,607	5,944
79,650	79,700	5,827	5,137	5,453	82,650	82,700	6,075	5,374	5,701	85,650	85,700	6,322	5,611	5,948
79,700	79,750	5,831	5,141	5,457	82,700	82,750	6,079	5,378	5,705	85,700	85,750	6,326	5,615	5,952
79,750	79,800	5,835	5,145	5,461	82,750	82,800	6,083	5,382	5,709	85,750	85,800	6,330	5,619	5,956
79,800	79,850	5,840	5,149	5,466	82,800	82,850	6,087	5,386	5,713	85,800	85,850	6,335	5,623	5,961
79,850	79,900	5,844	5,153	5,470	82,850	82,900	6,091	5,390	5,717	85,850	85,900	6,339	5,627	5,965
79,900	79,950	5,848	5,157	5,474	82,900	82,950	6,095	5,394	5,721	85,900	85,950	6,343	5,631	5,969
79,950	80,000	5,852	5,161	5,478	82,950	83,000	6,099	5,398	5,725	85,950	86,000	6,347	5,635	5,973
<b>80,000</b>					<b>83,000</b>					<b>86,000</b>				
80,000	80,050	5,856	5,165	5,482	83,000	83,050	6,104	5,402	5,730	86,000	86,050	6,351	5,639	5,977
80,050	80,100	5,860	5,169	5,486	83,050	83,100	6,108	5,406	5,734	86,050	86,100	6,355	5,643	5,981
80,100	80,150	5,864	5,173	5,490	83,100	83,150	6,112	5,410	5,738	86,100	86,150	6,359	5,647	5,985
80,150	80,200	5,868	5,177	5,494	83,150	83,200	6,116	5,414	5,742	86,150	86,200	6,363	5,651	5,989
80,200	80,250	5,873	5,181	5,499	83,200	83,250	6,120	5,418	5,746	86,200	86,250	6,368	5,655	5,994
80,250	80,300	5,877	5,185	5,503	83,250	83,300	6,124	5,422	5,750	86,250	86,300	6,372	5,659	5,998
80,300	80,350	5,881	5,189	5,507	83,300	83,350	6,128	5,426	5,754	86,300	86,350	6,376	5,663	6,002
80,350	80,400	5,885	5,193	5,511	83,350	83,400	6,132	5,430	5,758	86,350	86,400	6,380	5,667	6,006
80,400	80,450	5,889	5,197	5,515	83,400	83,450	6,137	5,434	5,763	86,400	86,450	6,384	5,671	6,010
80,450	80,500	5,893	5,201	5,519	83,450	83,500	6,141	5,438	5,767	86,450	86,500	6,388	5,675	6,014
80,500	80,550	5,897	5,204	5,523	83,500	83,550	6,145	5,441	5,771	86,500	86,550	6,392	5,678	6,018
80,550	80,600	5,901	5,208	5,527	83,550	83,600	6,149	5,445	5,775	86,550	86,600	6,396	5,682	6,022
80,600	80,650	5,906	5,212	5,532	83,600	83,650	6,153	5,449	5,779	86,600	86,650	6,401	5,686	6,027
80,650	80,700	5,910	5,216	5,536	83,650	83,700	6,157	5,453	5,783	86,650	86,700	6,405	5,690	6,031
80,700	80,750	5,914	5,220	5,540	83,700	83,750	6,161	5,457	5,787	86,700	86,750	6,409	5,694	6,035
80,750	80,800	5,918	5,224	5,544	83,750	83,800	6,165	5,461	5,791	86,750	86,800	6,413	5,698	6,039
80,800	80,850	5,922	5,228	5,548	83,800	83,850	6,170	5,465	5,796	86,800	86,850	6,417	5,702	6,043
80,850	80,900	5,926	5,232	5,552	83,850	83,900	6,174	5,469	5,800	86,850	86,900	6,421	5,706	6,047
80,900	80,950	5,930	5,236	5,556	83,900	83,950	6,178	5,473	5,804	86,900	86,950	6,425	5,710	6,051
80,950	81,000	5,934	5,240	5,560	83,950	84,000	6,182	5,477	5,808	86,950	87,000	6,429	5,714	6,055
<b>81,000</b>					<b>84,000</b>					<b>87,000</b>				
81,000	81,050	5,939	5,244	5,565	84,000	84,050	6,186	5,481	5,812	87,000	87,050	6,434	5,718	6,060
81,050	81,100	5,943	5,248	5,569	84,050	84,100	6,190	5,485	5,816	87,050	87,100	6,438	5,722	6,064
81,100	81,150	5,947	5,252	5,573	84,100	84,150	6,194	5,489	5,820	87,100	87,150	6,442	5,726	6,068
81,150	81,200	5,951	5,256	5,577	84,150	84,200	6,198	5,493	5,824	87,150	87,200	6,446	5,730	6,072
81,200	81,250	5,955	5,260	5,581	84,200	84,250	6,203	5,497	5,829	87,200	87,250	6,450	5,734	6,076
81,250	81,300	5,959	5,264	5,585	84,250	84,300	6,207	5,501	5,833	87,250	87,300	6,454	5,738	6,080
81,300	81,350	5,963	5,268	5,589	84,300	84,350	6,211	5,505	5,837	87,300	87,350	6,458	5,742	6,084
81,350	81,400	5,967	5,272	5,593	84,350	84,400	6,215	5,509	5,841	87,350	87,400	6,462	5,746	6,088
81,400	81,450	5,972	5,276	5,598	84,400	84,450	6,219	5,513	5,845	87,400	87,450	6,467	5,750	6,093
81,450	81,500	5,976	5,280	5,602	84,450	84,500	6,223	5,517	5,849	87,450	87,500	6,471	5,754	6,097
81,500	81,550	5,980	5,283	5,606	84,500	84,550	6,227	5,520	5,853	87,500	87,550	6,475	5,757	6,101
81,550	81,600	5,984	5,287	5,610	84,550	84,600	6,231	5,524	5,857	87,550	87,600	6,479	5,761	6,105
81,600	81,650	5,988	5,291	5,614	84,600	84,650	6,236	5,528	5,862	87,600	87,650	6,483	5,765	6,109
81,650	81,700	5,992	5,295	5,618	84,650	84,700	6,240	5,532	5,866	87,650	87,700	6,487	5,769	6,113
81,700	81,750	5,996	5,299	5,622	84,700	84,750	6,244	5,536	5,870	87,700	87,750	6,491	5,773	6,117
81,750	81,800	6,000	5,303	5,626	84,750	84,800	6,248	5,540	5,874	87,750	87,800	6,495	5,777	6,121
81,800	81,850	6,005	5,307	5,631	84,800	84,850	6,252	5,544	5,878	87,800	87,850	6,500	5,781	6,126
81,850	81,900	6,009	5,311	5,635	84,850	84,900	6,256	5,548	5,882	87,850	87,900	6,504	5,785	6,130
81,900	81,950	6,013	5,315	5,639	84,900	84,950	6,260	5,552	5,886	87,900	87,950	6,508	5,789	6,134
81,950	82,000	6,017	5,319	5,643	84,950	85,000	6,264	5,556	5,890	87,950	88,000	6,512	5,793	6,138

\*This column must also be used by qualifying widow(er)

Continued on next page

2017 Hawaii Tax Table (Continued)

If line 43 (taxable income) is —		And you are —			If line 43 (taxable income) is —		And you are —			If line 43 (taxable income) is —		And you are —		
At least	But less than	Single or Married filing separately	Married filing jointly *	Head of a household	At least	But less than	Single or Married filing separately	Married filing jointly *	Head of a household	At least	But less than	Single or Married filing separately	Married filing jointly *	Head of a household
Your tax is —					Your tax is —					Your tax is —				
<b>88,000</b>					<b>91,000</b>					<b>94,000</b>				
88,000	88,050	6,516	5,797	6,142	91,000	91,050	6,764	6,034	6,390	94,000	94,050	7,011	6,271	6,637
88,050	88,100	6,520	5,801	6,146	91,050	91,100	6,768	6,038	6,394	94,050	94,100	7,015	6,275	6,641
88,100	88,150	6,524	5,805	6,150	91,100	91,150	6,772	6,042	6,398	94,100	94,150	7,019	6,279	6,645
88,150	88,200	6,528	5,809	6,154	91,150	91,200	6,776	6,046	6,402	94,150	94,200	7,023	6,283	6,649
88,200	88,250	6,533	5,813	6,159	91,200	91,250	6,780	6,050	6,406	94,200	94,250	7,028	6,287	6,654
88,250	88,300	6,537	5,817	6,163	91,250	91,300	6,784	6,054	6,410	94,250	94,300	7,032	6,291	6,658
88,300	88,350	6,541	5,821	6,167	91,300	91,350	6,788	6,058	6,414	94,300	94,350	7,036	6,295	6,662
88,350	88,400	6,545	5,825	6,171	91,350	91,400	6,792	6,062	6,418	94,350	94,400	7,040	6,299	6,666
88,400	88,450	6,549	5,829	6,175	91,400	91,450	6,797	6,066	6,423	94,400	94,450	7,044	6,303	6,670
88,450	88,500	6,553	5,833	6,179	91,450	91,500	6,801	6,070	6,427	94,450	94,500	7,048	6,307	6,674
88,500	88,550	6,557	5,836	6,183	91,500	91,550	6,805	6,073	6,431	94,500	94,550	7,052	6,310	6,678
88,550	88,600	6,561	5,840	6,187	91,550	91,600	6,809	6,077	6,435	94,550	94,600	7,056	6,314	6,682
88,600	88,650	6,566	5,844	6,192	91,600	91,650	6,813	6,081	6,439	94,600	94,650	7,061	6,318	6,687
88,650	88,700	6,570	5,848	6,196	91,650	91,700	6,817	6,085	6,443	94,650	94,700	7,065	6,322	6,691
88,700	88,750	6,574	5,852	6,200	91,700	91,750	6,821	6,089	6,447	94,700	94,750	7,069	6,326	6,695
88,750	88,800	6,578	5,856	6,204	91,750	91,800	6,825	6,093	6,451	94,750	94,800	7,073	6,330	6,699
88,800	88,850	6,582	5,860	6,208	91,800	91,850	6,830	6,097	6,456	94,800	94,850	7,077	6,334	6,703
88,850	88,900	6,586	5,864	6,212	91,850	91,900	6,834	6,101	6,460	94,850	94,900	7,081	6,338	6,707
88,900	88,950	6,590	5,868	6,216	91,900	91,950	6,838	6,105	6,464	94,900	94,950	7,085	6,342	6,711
88,950	89,000	6,594	5,872	6,220	91,950	92,000	6,842	6,109	6,468	94,950	95,000	7,089	6,346	6,715
<b>89,000</b>					<b>92,000</b>					<b>95,000</b>				
89,000	89,050	6,599	5,876	6,225	92,000	92,050	6,846	6,113	6,472	95,000	95,050	7,094	6,350	6,720
89,050	89,100	6,603	5,880	6,229	92,050	92,100	6,850	6,117	6,476	95,050	95,100	7,098	6,354	6,724
89,100	89,150	6,607	5,884	6,233	92,100	92,150	6,854	6,121	6,480	95,100	95,150	7,102	6,358	6,728
89,150	89,200	6,611	5,888	6,237	92,150	92,200	6,858	6,125	6,484	95,150	95,200	7,106	6,362	6,732
89,200	89,250	6,615	5,892	6,241	92,200	92,250	6,863	6,129	6,489	95,200	95,250	7,110	6,366	6,736
89,250	89,300	6,619	5,896	6,245	92,250	92,300	6,867	6,133	6,493	95,250	95,300	7,114	6,370	6,740
89,300	89,350	6,623	5,900	6,249	92,300	92,350	6,871	6,137	6,497	95,300	95,350	7,118	6,374	6,744
89,350	89,400	6,627	5,904	6,253	92,350	92,400	6,875	6,141	6,501	95,350	95,400	7,122	6,378	6,748
89,400	89,450	6,632	5,908	6,258	92,400	92,450	6,879	6,145	6,505	95,400	95,450	7,127	6,382	6,753
89,450	89,500	6,636	5,912	6,262	92,450	92,500	6,883	6,149	6,509	95,450	95,500	7,131	6,386	6,757
89,500	89,550	6,640	5,915	6,266	92,500	92,550	6,887	6,152	6,513	95,500	95,550	7,135	6,389	6,761
89,550	89,600	6,644	5,919	6,270	92,550	92,600	6,891	6,156	6,517	95,550	95,600	7,139	6,393	6,765
89,600	89,650	6,648	5,923	6,274	92,600	92,650	6,896	6,160	6,522	95,600	95,650	7,143	6,397	6,769
89,650	89,700	6,652	5,927	6,278	92,650	92,700	6,900	6,164	6,526	95,650	95,700	7,147	6,401	6,773
89,700	89,750	6,656	5,931	6,282	92,700	92,750	6,904	6,168	6,530	95,700	95,750	7,151	6,405	6,777
89,750	89,800	6,660	5,935	6,286	92,750	92,800	6,908	6,172	6,534	95,750	95,800	7,155	6,409	6,781
89,800	89,850	6,665	5,939	6,291	92,800	92,850	6,912	6,176	6,538	95,800	95,850	7,160	6,413	6,786
89,850	89,900	6,669	5,943	6,295	92,850	92,900	6,916	6,180	6,542	95,850	95,900	7,164	6,417	6,790
89,900	89,950	6,673	5,947	6,299	92,900	92,950	6,920	6,184	6,546	95,900	95,950	7,168	6,421	6,794
89,950	90,000	6,677	5,951	6,303	92,950	93,000	6,924	6,188	6,550	95,950	96,000	7,172	6,425	6,798
<b>90,000</b>					<b>93,000</b>					<b>96,000</b>				
90,000	90,050	6,681	5,955	6,307	93,000	93,050	6,929	6,192	6,555	96,000	96,050	7,176	6,429	6,802
90,050	90,100	6,685	5,959	6,311	93,050	93,100	6,933	6,196	6,559	96,050	96,100	7,180	6,433	6,806
90,100	90,150	6,689	5,963	6,315	93,100	93,150	6,937	6,200	6,563	96,100	96,150	7,184	6,437	6,810
90,150	90,200	6,693	5,967	6,319	93,150	93,200	6,941	6,204	6,567	96,150	96,200	7,188	6,441	6,814
90,200	90,250	6,698	5,971	6,324	93,200	93,250	6,945	6,208	6,571	96,200	96,250	7,193	6,446	6,819
90,250	90,300	6,702	5,975	6,328	93,250	93,300	6,949	6,212	6,575	96,250	96,300	7,197	6,450	6,823
90,300	90,350	6,706	5,979	6,332	93,300	93,350	6,953	6,216	6,579	96,300	96,350	7,201	6,454	6,827
90,350	90,400	6,710	5,983	6,336	93,350	93,400	6,957	6,220	6,583	96,350	96,400	7,205	6,458	6,831
90,400	90,450	6,714	5,987	6,340	93,400	93,450	6,962	6,224	6,588	96,400	96,450	7,209	6,462	6,835
90,450	90,500	6,718	5,991	6,344	93,450	93,500	6,966	6,228	6,592	96,450	96,500	7,213	6,466	6,839
90,500	90,550	6,722	5,994	6,348	93,500	93,550	6,970	6,231	6,596	96,500	96,550	7,217	6,470	6,843
90,550	90,600	6,726	5,998	6,352	93,550	93,600	6,974	6,235	6,600	96,550	96,600	7,221	6,474	6,847
90,600	90,650	6,731	6,002	6,357	93,600	93,650	6,978	6,239	6,604	96,600	96,650	7,226	6,479	6,852
90,650	90,700	6,735	6,006	6,361	93,650	93,700	6,982	6,243	6,608	96,650	96,700	7,230	6,483	6,856
90,700	90,750	6,739	6,010	6,365	93,700	93,750	6,986	6,247	6,612	96,700	96,750	7,234	6,487	6,860
90,750	90,800	6,743	6,014	6,369	93,750	93,800	6,990	6,251	6,616	96,750	96,800	7,238	6,491	6,864
90,800	90,850	6,747	6,018	6,373	93,800	93,850	6,995	6,255	6,621	96,800	96,850	7,242	6,495	6,868
90,850	90,900	6,751	6,022	6,377	93,850	93,900	6,999	6,259	6,625	96,850	96,900	7,246	6,499	6,872
90,900	90,950	6,755	6,026	6,381	93,900	93,950	7,003	6,263	6,629	96,900	96,950	7,250	6,503	6,876
90,950	91,000	6,759	6,030	6,385	93,950	94,000	7,007	6,267	6,633	96,950	97,000	7,254	6,507	6,880

\*This column must also be used by qualifying widow(er)

Continued on next page

If line 43 (taxable income) is —		And you are —			If line 43 (taxable income) is —		And you are —			If line 43 (taxable income) is —		And you are —		
At least	But less than	Single or Married filing separately	Married filing jointly *	Head of a household	At least	But less than	Single or Married filing separately	Married filing jointly *	Head of a household	At least	But less than	Single or Married filing separately	Married filing jointly *	Head of a household
		Your tax is —					Your tax is —					Your tax is —		
<b>97,000</b>					<b>98,000</b>					<b>99,000</b>				
97,000	97,050	7,259	6,512	6,885	98,000	98,050	7,341	6,594	6,967	99,000	99,050	7,424	6,677	7,050
97,050	97,100	7,263	6,516	6,889	98,050	98,100	7,345	6,598	6,971	99,050	99,100	7,428	6,681	7,054
97,100	97,150	7,267	6,520	6,893	98,100	98,150	7,349	6,602	6,975	99,100	99,150	7,432	6,685	7,058
97,150	97,200	7,271	6,524	6,897	98,150	98,200	7,353	6,606	6,979	99,150	99,200	7,436	6,689	7,062
97,200	97,250	7,275	6,528	6,901	98,200	98,250	7,358	6,611	6,984	99,200	99,250	7,440	6,693	7,066
97,250	97,300	7,279	6,532	6,905	98,250	98,300	7,362	6,615	6,988	99,250	99,300	7,444	6,697	7,070
97,300	97,350	7,283	6,536	6,909	98,300	98,350	7,366	6,619	6,992	99,300	99,350	7,448	6,701	7,074
97,350	97,400	7,287	6,540	6,913	98,350	98,400	7,370	6,623	6,996	99,350	99,400	7,452	6,705	7,078
97,400	97,450	7,292	6,545	6,918	98,400	98,450	7,374	6,627	7,000	99,400	99,450	7,457	6,710	7,083
97,450	97,500	7,296	6,549	6,922	98,450	98,500	7,378	6,631	7,004	99,450	99,500	7,461	6,714	7,087
97,500	97,550	7,300	6,553	6,926	98,500	98,550	7,382	6,635	7,008	99,500	99,550	7,465	6,718	7,091
97,550	97,600	7,304	6,557	6,930	98,550	98,600	7,386	6,639	7,012	99,550	99,600	7,469	6,722	7,095
97,600	97,650	7,308	6,561	6,934	98,600	98,650	7,391	6,644	7,017	99,600	99,650	7,473	6,726	7,099
97,650	97,700	7,312	6,565	6,938	98,650	98,700	7,395	6,648	7,021	99,650	99,700	7,477	6,730	7,103
97,700	97,750	7,316	6,569	6,942	98,700	98,750	7,399	6,652	7,025	99,700	99,750	7,481	6,734	7,107
97,750	97,800	7,320	6,573	6,946	98,750	98,800	7,403	6,656	7,029	99,750	99,800	7,485	6,738	7,111
97,800	97,850	7,325	6,578	6,951	98,800	98,850	7,407	6,660	7,033	99,800	99,850	7,490	6,743	7,116
97,850	97,900	7,329	6,582	6,955	98,850	98,900	7,411	6,664	7,037	99,850	99,900	7,494	6,747	7,120
97,900	97,950	7,333	6,586	6,959	98,900	98,950	7,415	6,668	7,041	99,900	99,950	7,498	6,751	7,124
97,950	98,000	7,337	6,590	6,963	98,950	99,000	7,419	6,672	7,045	99,950	100,000	7,502	6,755	7,128

**100,000 OR OVER —  
You MUST use the tax rate schedules.**

\*This column must also be used by qualifying widow(er)

# 2017 Tax Rate Schedules

**CAUTION – If your taxable income is less than \$100,000, you MUST use the Tax Table.**

## Schedule I

### SINGLE TAXPAYERS AND MARRIED FILING SEPARATE RETURNS

	<b>If the amount on Form N-15, Line 43 is</b>	<b>Your tax is:</b>
Use this schedule if you filled in Filing Status Oval 1 or 3 on Form N-15	Not over \$2,400 .....	1.40% of taxable income
	Over \$2,400 but not over \$4,800 ..... \$	34 plus 3.20% over \$2,400
	Over \$4,800 but not over \$9,600 ..... \$	110 plus 5.50% over \$4,800
	Over \$9,600 but not over \$14,400 ..... \$	374 plus 6.40% over \$9,600
	Over \$14,400 but not over \$19,200 ..... \$	682 plus 6.80% over \$14,400
	Over \$19,200 but not over \$24,000 ..... \$	1,008 plus 7.20% over \$19,200
	Over \$24,000 but not over \$36,000 ..... \$	1,354 plus 7.60% over \$24,000
	Over \$36,000 but not over \$48,000 ..... \$	2,266 plus 7.90% over \$36,000
	Over \$48,000 .....	3,214 plus 8.25% over \$48,000

## Schedule II

### MARRIED TAXPAYERS FILING JOINT RETURNS AND CERTAIN WIDOWS AND WIDOWERS

	<b>If the amount on Form N-15, Line 43 is:</b>	<b>Your tax is:</b>
Use this schedule if you filled in Filing Status Oval 2 or 5 on Form N-15	Not over \$4,800 .....	1.40% of taxable income
	Over \$4,800 but not over \$9,600 ..... \$	67 plus 3.20% over \$4,800
	Over \$9,600 but not over \$19,200 ..... \$	221 plus 5.50% over \$9,600
	Over \$19,200 but not over \$28,800 ..... \$	749 plus 6.40% over \$19,200
	Over \$28,800 but not over \$38,400 ..... \$	1,363 plus 6.80% over \$28,800
	Over \$38,400 but not over \$48,000 ..... \$	2,016 plus 7.20% over \$38,400
	Over \$48,000 but not over \$72,000 ..... \$	2,707 plus 7.60% over \$48,000
	Over \$72,000 but not over \$96,000 ..... \$	4,531 plus 7.90% over \$72,000
	Over \$96,000 .....	6,427 plus 8.25% over \$96,000

## Schedule III

### UNMARRIED HEADS OF HOUSEHOLD

	<b>If the amount on Form N-15, Line 43 is:</b>	<b>Your tax is:</b>
Use this schedule if you filled in Filing Status Oval 4 on Form N-15	Not over \$3,600 .....	1.40% of taxable income
	Over \$3,600 but not over \$7,200 ..... \$	50 plus 3.20% over \$3,600
	Over \$7,200 but not over \$14,400 ..... \$	166 plus 5.50% over \$7,200
	Over \$14,400 but not over \$21,600 ..... \$	562 plus 6.40% over \$14,400
	Over \$21,600 but not over \$28,800 ..... \$	1,022 plus 6.80% over \$21,600
	Over \$28,800 but not over \$36,000 ..... \$	1,512 plus 7.20% over \$28,800
	Over \$36,000 but not over \$54,000 ..... \$	2,030 plus 7.60% over \$36,000
	Over \$54,000 but not over \$72,000 ..... \$	3,398 plus 7.90% over \$54,000
	Over \$72,000 .....	4,820 plus 8.25% over \$72,000

STATE OF HAWAII—DEPARTMENT OF TAXATION  
**HAWAII TAXPAYER BILL OF RIGHTS**

**MESSAGE FROM THE DIRECTOR**

*This publication explains some of your most important rights as a taxpayer.*

*Hawaii taxpayers have many rights. Some are based on laws, and others are based on our commitment to administer Hawaii's tax laws in a fair and equitable manner. The Hawaii Taxpayer Bill of Rights compiles these rights for your easy reference.*

*Taxpayer rights are at the heart of good tax administration — a pledge that the tax laws will be administered with fairness, uniformity, courtesy, and common sense. In our commitment to this pledge, we invite your suggestions for improving the services provided by the Department of Taxation.*

**HAWAII TAXPAYER BILL OF RIGHTS**

**I. Protection of Taxpayer Rights**

Taxpayers are entitled to be informed about their rights and responsibilities and to be assured that their rights will be protected throughout their contact with the Department of Taxation.

**II. Tax Information**

Taxpayers have a right to tax information written in plain language.

Taxpayers have a right to examine their own tax records, audit files, and collection files.

Taxpayers have a right to request copies of their own tax returns and return information, if available, subject to copying fees.

Taxpayers have a right to obtain explanations regarding billings and assessments.

**III. Professional and Courteous Service**

Taxpayers have a right to prompt, courteous, and accurate responses to all questions and requests for tax assistance.

Taxpayers have a right to be assured that no civil service employee of the Department of Taxation will be paid, promoted, or in any way rewarded based on the amount of assessments made or taxes collected.

Taxpayers have a right to be free from harassment and inappropriate contact by Department of Taxation personnel in matters relating to the collection of delinquent taxes and during the course of audits.

**IV. Privacy and Confidentiality**

Taxpayers have a right to be assured that their dealings with the Department of Taxation will be kept confidential.

Taxpayers have a right to be assured that their tax returns and tax return information will not be disclosed, except as provided by law.

**V. Time Limitations**

Taxpayers are entitled to seek a refund if they have overpaid their taxes. A claim for refund must be filed within the applicable statute of limitations.

The Department of Taxation may assess a taxpayer additional taxes if the assessment is made within the applicable statute of limitations. There is no time limit on the assessment of taxes in the case of a false or fraudulent return or failure to file a return.

Taxpayers may extend the period of limitations for the assessment or refund of taxes by signing a written agreement with the Department of Taxation.

If the Department of Taxation is notified by the Internal Revenue Service or a taxpayer of any changes, corrections, or adjustments to the taxpayer's Federal tax return, the statute of limitations is automatically extended.

**VI. Audits and Assessments**

Taxpayers have a right to a Proposed Notice of Assessment except in the case of a jeopardy assessment. A Proposed Notice of Assessment is mailed to the taxpayer's last known address and: (1) explains the basis for the assessment of taxes, penalties, and interest; (2) informs taxpayers of their right to request clarification or to object to the tax assessment within thirty days from the date the Proposed Notice of Assessment was mailed; and (3) informs taxpayers that the proposed tax assessment will become final after the expiration of thirty

days from the mailing of the Proposed Notice of Assessment.

Taxpayers have a right to a Final Notice of Assessment, issued after the expiration of thirty days from the mailing of the Proposed Notice of Assessment, that provides the basis for the tax assessment, and informs the taxpayer of the procedures for appealing the assessment.

Taxpayers have a right to request a meeting with the auditor or collector, their supervisor, or senior management to discuss a Proposed or Final Notice of Assessment if they do not agree with the tax assessment.

Taxpayers have a right to request that the Department of Taxation consider a closing agreement to reduce a Proposed or Final Notice of Assessment. Closing agreements are final.

**VII. Tax Appeals/Payment Under Protest**

Taxpayers have a right to information regarding procedures for appealing a tax assessment.

**Tax Appeals.** Taxpayers have a right to appeal an assessment to our Administrative Appeals Office, to the board of review, or to the tax appeal court. In order to appeal to the Administrative Appeals Office, an appeal application must be filed within 20 days from the mailing date of the Proposed Notice of Assessment or within 30 days from the mailing date of the Final Notice of Assessment. The assessment does not need to be paid in order to appeal to the Administrative Appeals Office. An appeal to the board of review or to the tax appeal court must be filed within 30 days from the date the Final Notice of Assessment was mailed. If the appeal is filed directly with the tax appeal court, a court-stamped copy of the notice of appeal must also be served on the Director of Taxation within 30 days from the date the Final Notice of Assessment was mailed by delivery to:

**Civil Legal Complaints/Legal Process**

Director of Taxation  
Department of Taxation  
830 Punchbowl Street, Room 221  
Honolulu, HI 96813-5094

If the appeal is filed with the board of review, the decision of the board may be appealed to the tax appeal court within 30 days after the filing of the board of review decision. A court-stamped copy of the notice of appeal must also be served on the Director of Taxation at the above address within 30 days after the filing of the board of review decision.

If the appeal is filed with the tax appeal court, the decision of the tax appeal court may be appealed within 30 days to the Intermediate Appellate Court.

The first appeal to either the board of review or to the tax appeal court may be made without payment of the tax assessed. However, the assessed tax must be paid together with interest when the taxpayer appeals the decision by the board or the tax appeal court or the decision by the board in favor of the Department of Taxation is not appealed. In addition, a taxpayer who prevails before the board of review does not have to pay the assessed tax prior to an appeal by the Department of Taxation to the tax appeal court. Similarly, a taxpayer who prevails before the board of review and the tax appeal court does not have to pay the assessed tax prior to an appeal by the Department of Taxation to the Intermediate Appellate Court.

The tax appeal court may allow an individual taxpayer to appeal an income tax assessment without prior payment of the tax where the total tax liability does not exceed \$50,000 and the taxpayer shows that the payment of the tax would cause irreparable harm.

**Payment Under Protest.** In lieu of filing an appeal or if an appeal is not filed with the board of review, with the tax appeal court, or with the Administrative Appeals Office within 30 days from the date the Final Notice of Assessment was mailed, the taxpayer may pay the disputed tax assessment under written protest and seek to recover the taxes by filing an action in tax appeal court within 30 days from the date of payment.

**VIII. Representation**

Taxpayers have a right to represent themselves or have another person accompany or represent them (with

proper written authorization) when dealing with the Department of Taxation on any tax matter, including audits, collections, and appeals.

**IX. Taxpayer Advocate**

Taxpayers have a right to seek the assistance of our Taxpayer Advocate to resolve any tax-related problem after all other means for resolving the problem have been exhausted, or if they feel that their rights as a taxpayer have been abridged, except in the case of a criminal tax investigation.

**X. Installment Agreements, Waivers, and Compromises**

**Installment Agreements.** Taxpayers have a right to request that the Department of Taxation consider an installment payment agreement to allow taxpayers to pay their delinquent taxes over time. The Department of Taxation will evaluate a request for an installment payment agreement based on the financial condition of the taxpayer. Taxpayers will be notified before collection action is taken on any outstanding tax liability if the installment payment agreement is in good standing. Interest will continue to accrue on the outstanding tax and penalty until paid in full. The Department may offset any outstanding tax liability with any credits due to the taxpayer from other taxes.

**Waiver of Penalties and Interest.** Taxpayers have a right to request that the Department of Taxation waive penalties and interest added to any tax if the taxpayer can show that failure to file a return or pay a tax on time was due to reasonable cause, i.e., not due to the taxpayer's own carelessness, neglect, or wilful disregard of the law, but due to circumstances beyond the taxpayer's control.

**Compromise Offers.** Taxpayers have a right to request that the Department of Taxation consider a compromise offer to reduce any tax claim arising under the tax laws administered by the Department based on doubt as to liability or collectibility, subject to the Governor's approval. If the tax liability excluding penalties and interest is \$50,000 or less, the Director may approve the offer in compromise without the Governor's approval after the offer in compromise has been posted on the Department's website for 5 calendar days.

Any offer in compromise submitted to the Department of Taxation must be accompanied by 20% of the amount of the offer in cases of a lump-sum offer in compromise, or the first proposed payment in the case of a periodic payment offer in compromise. Individual taxpayers who meet the low-income certification guidelines published by the Internal Revenue Service for the period in which the offer in compromise has been submitted will not be required to submit a payment with an offer in compromise submission. In cases where an offer in compromise is rejected, the payment amount will be applied to the tax liability of the taxpayer that was first assessed.

**XI. Collections**

Taxpayers have a right to be informed in writing to the taxpayer's last known address of possible collection actions that may be taken on delinquent taxes, including referral to a collection agency.

Taxpayers have a right to be notified of any cost recovery fee associated with any collection action.

Taxpayers have a right to have collection actions put on hold in the case of hardship or while discussing their situation with the collector, supervisor, or senior management, understanding that interest continues to accrue.

Taxpayers have a right to a prompt release of a lien upon payment of a tax delinquency and all filing fees.

Taxpayers have a right to have an incorrect lien corrected or released and to have a letter of clarification sent to a credit reporting company.

Taxpayers have a right to have all other collection actions exhausted before a seizure of a taxpayer's assets takes place, unless the Department of Taxation determines that the interests of the State are in jeopardy.

Taxpayers have a right to have the following property exempt from levy: wearing apparel; school books; fuel; provisions; furniture; personal effects; books and tools of a trade, business, or profession; unemployment benefits; and undelivered mail.

# Index to Instructions

<b>A</b>			
Address Change .....	36	Distributions From .....	18
Address of the Department of Taxation .....	6	Payments to .....	20
Adjustments to Income .....	19 – 21	Tax Liability Upon Sale or Transfer .....	18
Alimony —		Individual Retirement Arrangements	
Paid .....	20	(IRAs) .....	19
Received .....	14	Interest Expense .....	24
Amended Return .....	35 and 37	Interest Income .....	13
Annuities .....	17	Interest — Late Payment of Tax .....	36
Attachments to Return .....	36	Interest — Penalty on Early Withdrawal	
		of Savings .....	20
<b>B</b>		Itemized Deductions —	
Balance Due (or Refund) .....	33	You Choose to Itemize .....	22
Birth or Death of Dependent .....	11	You MUST Itemize Deductions .....	22
Blind, Deaf, or Totally Disabled Person .....	27	<b>K</b>	
Business Income .....	14	Keogh Plan (HR-10) .....	20
Business Use of Your Home .....	26	<b>M</b>	
<b>C</b>		Married Persons —	
Capital Gain Distributions .....	15	Joint or Separate Returns .....	8
Capital Gains and Losses .....	14	Married Persons Who Live Apart .....	9
Casualty and Theft Losses .....	26	Special Rule for Aliens .....	8
Change in Federal Taxable Income .....	37	Medical and Dental Expenses .....	22
Changes to Note .....	2	Miscellaneous Deductions .....	26
Child and Dependent Care Expenses —		Moving Expenses .....	19
Credit for .....	28 and 38 – 40	Multistate Tax Compact Act .....	6
Civil Unions .....	4	<b>N</b>	
Composite Tax Returns and Payments .....	6	Net Operating Loss .....	18 and 21
Contributions to Charity .....	24	Nonresident .....	5
Credits Against Tax .....	28 – 33 and 37 – 40	Nonresident Alien —	
<b>D</b>		Filing a Joint Return .....	8
Death of Taxpayer .....	6	Special Instructions .....	7
Dependents — Exemptions .....	10	Who Must File .....	4
Disability — Exemption .....	27	Nontaxable Income (Examples) .....	12
Dividends, Other Distributions .....	13	<b>O</b>	
Divorced or Separated Parents .....	10	Other Income .....	18
Domicile Defined .....	5	<b>P</b>	
<b>E</b>		Part-Year Resident .....	5
Educational Expenses .....	26	Penalty	
Educator Expenses .....	21	— Late Filing .....	36
Employee Business Expenses .....	26	— Underpayment of Estimated Tax .....	36
Estimated Tax .....	6 and 33	Pensions and Annuities .....	17
Exemptions .....	9 – 11 and 27	Political Campaigns — Hawaii Election	
<b>F</b>		\$3 Check-off .....	35
Filing Requirements —		Preparer — Did You Have Someone Else	
Extension of Time To File .....	5	Prepare Your Return? .....	36
When to File .....	5	<b>Q</b>	
Where to File .....	6	Qualified Tuition Programs .....	18
Which Form to File .....	5	<b>R</b>	
Who Must File .....	4	Records — How Long to Keep .....	37
Who Should File .....	4	Refund (or Balance Due) .....	33
Filing Status .....	8	Refundable Food/Excise Tax Credit .....	28
<b>H</b>		Related Federal/Hawaii Tax Forms .....	3
Hawaii Taxpayer Bill of Rights .....	63	Reminders .....	2 and 36
Head of Household .....	8	Rent — Income .....	17
Health Savings Accounts .....	19	Residence, Sale of .....	16
<b>I</b>		Resident .....	5
Income —		Retirement Plan Payments .....	17
Not To Be Reported .....	12	Rounding Off to Whole Dollars .....	12
To Be Reported .....	12	<b>S</b>	
Income Tax Withholding .....	33	Sale of Your Home .....	16
Individual Housing Accounts —		Same-Sex Marriage .....	4
		Social Security Number .....	8
		Steps for Preparing Your	
		Return .....	6 – 11 and 35 – 36
		Student Dependent-Exemption .....	11
		<b>T</b>	
		Tax —	
		Computation .....	28
		Other —	
		Accumulation Distribution of	
		Trusts .....	45
		Computation of Tax for Children	
		Under Age 14 Who Have	
		Unearned Income of More	
		Than \$1,000 .....	28
		Distributions from an Individual	
		Housing Account .....	18
		Lump-Sum Distributions .....	45
		Parent's Election to Report Child's	
		Interest and Dividends .....	45
		Recapture of Capital Goods	
		Excise Tax Credit .....	45
		Recapture of Capital Infrastructure	
		Tax Credit .....	45
		Recapture of Important Agricultural	
		Land Qualified Agricultural Cost	
		Tax Credit .....	45
		Recapture of Tax Credit for	
		Low-Income Housing .....	45
		Sale of Your Home Purchased With	
		Proceeds From an Individual	
		Housing Account .....	18
		Other Methods of Computing .....	28
		Tax Credits .....	28 – 33 and 37 – 40
		Tax Credits for Hawaii Residents —	
		Credit for Child and Dependent	
		Care Expenses .....	28 and 38 – 40
		Credit for Low-Income Household	
		Renters .....	28 and 37 – 38
		Tax Rate Schedules .....	62
		Tax Tables .....	49 – 61
		Taxable Income (Examples) .....	12
		Taxes You Can Deduct .....	23
		Tip Income .....	13
		<b>U</b>	
		Unemployment Compensation .....	18
		<b>W</b>	
		When to File .....	5
		Where to File .....	6
		Where to Get Information .....	6
		Which Form to File .....	5
		Who Must File .....	4
		Who Should File .....	4
		Widows and Widowers, Qualifying .....	9
		Winnings — Prizes, Gambling and	
		Lotteries (Other Income) .....	18
		Withholding — Hawaii Tax .....	33
		Worksheets .....	41 – 46