



State of Hawaii Hawaii Housing Finance and Development Corporation

(A Component Unit of the State of Hawaii)
Financial and Compliance Audit
June 30, 2024

Submitted by
The Auditor
State of Hawai'i



State of Hawaii
Hawaii Housing Finance and Development Corporation
(A Component Unit of the State of Hawaii)
Index
June 30, 2024

	Page(s)
PART I – FINANCIAL STATEMENTS	
Report of Independent Auditors	
Management’s Discussion and Analysis (Unaudited)	5–14
Financial Statements	
Statement of Net Position	15–16
Statement of Activities	17
Governmental Funds	
Balance Sheet	18
Governmental Funds	
Reconciliation of the Governmental Funds Balance Sheet to the Statement of Net Position	19
Governmental Funds	
Statement of Revenues, Expenditures, and Change in Fund Balances.....	20
Governmental Funds	
Reconciliation of the Governmental Funds Statement of Revenues, Expenditures, and Change in Fund Balances to the Statement of Activities	21
Proprietary Funds	
Statement of Net Position	22–23
Proprietary Funds	
Statement of Revenues, Expenses, and Change in Net Position	24–25
Proprietary Funds	
Statement of Cash Flows	26–28
Notes to Financial Statements.....	29–62
Required Supplementary Information Other than Management’s Discussion and Analysis (Unaudited)	
Budgetary Comparison Schedule – General Fund	63
Budgetary Comparison Schedule – HOME Investment Partnership Program	64
Budgetary Comparison Schedule – Housing Trust Fund Program.....	65
Budgetary Comparison Schedule – Homeowner Assistance Fund Program	66
Note to Required Supplementary Information	67

State of Hawaii
Hawaii Housing Finance and Development Corporation
(A Component Unit of the State of Hawaii)
Index
June 30, 2024

	Page(s)
Supplementary Information	
Non-major Governmental Fund Combining Balance Sheet	68
Non-major Governmental Fund Combining Statement of Revenues, Expenses, and Change in Fund Balances.....	69
Non-major Enterprise Funds Combining Statement of Net Position	70
Non-major Enterprise Funds Combining Statement of Revenues, Expenses, and Change in Net Position	71
Non-major Enterprise Funds Combining Statement of Cash Flows	72
Reconciliation of Cash and Short-Term Investments	73–74
Schedule of Expenditures of Federal Awards	75
Notes to Schedule of Expenditures of Federal Awards	76
PART II – COMPLIANCE AND INTERNAL CONTROL	
Report of Independent Auditors on Internal Control Over Financial Reporting and on Compliance and Other Matters Based on an Audit of Financial Statements Performed in Accordance With <i>Government Auditing Standards</i>	
Report of Independent Auditors on Compliance for Each Major Federal Program and on Internal Control Over Compliance Required by the Uniform Guidance	
Schedule of Findings and Questioned Costs	82–83
Schedule of Prior Audit Findings	

PART I
Financial Statements



Report of Independent Auditors

The Auditor
State of Hawaii

The Board of Directors
Hawaii Housing Finance and Development Corporation

Opinions

We have audited the accompanying financial statements of the governmental activities, the business-type activities, each major fund, and the aggregate remaining fund information of the State of Hawaii, Hawaii Housing Finance and Development Corporation (the "Corporation"), a component unit of the State of Hawaii, as of and for the year ended June 30, 2024, and the related notes to the financial statements, which collectively comprise the Corporation's basic financial statements as listed in the index.

In our opinion, the financial statements referred to above present fairly, in all material respects, the respective financial position of the governmental activities, the business-type activities, each major fund, and the aggregate remaining fund information of the Corporation as of June 30, 2024, and the respective changes in financial position and, where applicable, cash flows thereof for the year then ended in accordance with accounting principles generally accepted in the United States of America.

Basis for Opinions

We conducted our audit in accordance with auditing standards generally accepted in the United States of America and the standards applicable to financial audits contained in *Government Auditing Standards*, issued by the Comptroller General of the United States. Our responsibilities under those standards are further described in the Auditors' Responsibilities for the Audit of the Financial Statements section of our report. We are required to be independent of the Corporation and to meet our other ethical responsibilities in accordance with the relevant ethical requirements relating to our audit. We believe that the audit evidence we have obtained is sufficient and appropriate to provide a basis for our audit opinions.

Emphasis of Matter

As discussed in Note 1, the financial statements of the Corporation are intended to present the financial position, the changes in financial position, and, where applicable, cash flows of only that portion of the governmental activities, the business-type activities, each major fund, and the aggregate remaining fund information of the Corporation that is attributable to the transactions of the Corporation. They do not purport to, and do not, present fairly the financial position of the State of Hawaii, as of June 30, 2024, the changes in its financial position or, where applicable, its cash flows for the year then ended in accordance with accounting principles generally accepted in the United States of America. Our opinions are not modified with respect to this matter.

999 Bishop Street
Suite 2300
Honolulu, HI 96813

OFFICE 808.531.3400
FAX 808.531.3433
accuityllp.com



Responsibilities of Management for the Financial Statements

Management is responsible for the preparation and fair presentation of these financial statements in accordance with accounting principles generally accepted in the United States of America, and for the design, implementation and maintenance of internal control relevant to the preparation and fair presentation of financial statements that are free from material misstatement, whether due to fraud or error.

In preparing the financial statements, management is required to evaluate whether there are conditions or events, considered in the aggregate, that raise substantial doubt about the Corporation's ability to continue as a going concern for twelve months beyond the financial statement date, including any currently known information that may raise substantial doubt shortly thereafter.

Auditors' Responsibilities for the Audit of the Financial Statements

Our objectives are to obtain reasonable assurance about whether the financial statements as a whole are free from material misstatement, whether due to fraud or error, and to issue an auditors' report that includes our opinions. Reasonable assurance is a high level of assurance but is not absolute assurance and therefore is not a guarantee that an audit conducted in accordance with generally accepted auditing standards and *Government Auditing Standards* will always detect a material misstatement when it exists. The risk of not detecting a material misstatement resulting from fraud is higher than for one resulting from error, as fraud may involve collusion, forgery, intentional omissions, misrepresentations, or the override of internal control. Misstatements are considered material if there is a substantial likelihood that, individually or in the aggregate, they would influence the judgment made by a reasonable user based on the financial statements.


In performing an audit in accordance with generally accepted auditing standards and *Government Auditing Standards*, we:

- Exercise professional judgment and maintain professional skepticism throughout the audit.
- Identify and assess the risks of material misstatement of the financial statements, whether due to fraud or error, and design and perform audit procedures responsive to those risks. Such procedures include examining, on a test basis, evidence regarding the amounts and disclosures in the financial statements.
- Obtain an understanding of internal control relevant to the audit in order to design audit procedures that are appropriate in the circumstances, but not for the purpose of expressing an opinion on the effectiveness of the Corporation's internal control. Accordingly, no such opinion is expressed.
- Evaluate the appropriateness of accounting policies used and the reasonableness of significant accounting estimates made by management, as well as evaluate the overall presentation of the financial statements.
- Conclude whether, in our judgment, there are conditions or events, considered in the aggregate, that raise substantial doubt about the Corporation's ability to continue as a going concern for a reasonable period of time.

We are required to communicate with those charged with governance regarding, among other matters, the planned scope and timing of the audit, significant audit findings, and certain internal control related matters that we identified during the audit.

Required Supplementary Information

Accounting principles generally accepted in the United States of America require that the management's discussion and analysis on pages 5 through 14 and budgetary comparison schedules for the General Fund, HOME Investment Partnership Program, Housing Trust Fund Program, and Homeowner Assistance Fund



Program on pages 63 through 67 be presented to supplement the basic financial statements. Such information is the responsibility of management and, although not a part of the basic financial statements, is required by the Governmental Accounting Standards Board, who considers it to be an essential part of financial reporting for placing the basic financial statements in an appropriate operational, economic or historical context. We have applied certain limited procedures to the required supplementary information in accordance with auditing standards generally accepted in the United States of America, which consisted of inquiries of management about the methods of preparing the information and comparing the information for consistency with management's responses to our inquiries, the basic financial statements, and other knowledge we obtained during our audit of the basic financial statements. We do not express an opinion or provide any assurance on the information because the limited procedures do not provide us with sufficient evidence to express an opinion or provide any assurance.

Management has omitted the required supplementary information for net pension and OPEB liabilities that accounting principles generally accepted in the United States of America require to be presented to supplement the basic financial statements. Such missing information, although not a part of the basic financial statements, is required by the Government Accounting Standards Board, who considers it to be an essential part of the financial reporting for placing the basic financial statements in an appropriate operational, economic or historical context. Our opinion on the basic financial statements is not affected by this missing information.

Supplementary Information

Our audit was conducted for the purpose of forming an opinion on the financial statements that collectively comprise the Corporation's basic financial statements. The combining balance sheet; combining statement of revenues, expenses, and changes in fund balances; combining statement of net position; combining statement of revenues, expenses, and change in net position; combining statement of cash flows; and reconciliations of cash and short-term investments are presented for purposes of additional analysis and are not a required part of the basic financial statements. The schedule of expenditures of federal awards, as required by Title 2 U.S. *Code of Federal Regulations* Part 200, *Uniform Administrative Requirements, Cost Principles, and Audit Requirements for Federal Awards*, is presented for purposes of additional analysis and is not a required part of the basic financial statements. As described in Note 2 to the schedule of expenditures of federal awards, the accompanying schedule of expenditures of federal awards was prepared on the accrual basis of accounting, except for subrecipient expenditures, which are recorded on the cash basis, which is a comprehensive basis of accounting other than accounting principles generally accepted in the United States of America. Such information is the responsibility of management and was derived from and relates directly to the underlying accounting and other records used to prepare the basic financial statements.

The combining non-major fund financial statements, reconciliation of cash and short-term investments, and schedule of expenditures of federal awards are the responsibility of management and were derived from and relate directly to the underlying accounting and other records used to prepare the basic financial statements. The information has been subjected to the auditing procedures applied in the audit of the basic financial statements and certain additional procedures, including comparing and reconciling such information directly to the underlying accounting and other records used to prepare the basic financial statements or to the basic financial statements themselves, and other additional procedures in accordance with auditing standards generally accepted in the United States of America. In our opinion, the combining balance sheet; combining statement of revenues, expenses, and changes in fund balances; combining statement of net position; combining statement of revenues, expenses, and change in net position; combining statement of cash flows; reconciliations of cash and short-term investments; and schedule of expenditures of federal awards are fairly stated, in all material respects, in relation to the basic financial statements as a whole.



Other Reporting Required by *Government Auditing Standards*

In accordance with *Government Auditing Standards*, we have also issued our report dated December 20, 2024 on our consideration of the Corporation's internal control over financial reporting and on our tests of its compliance with certain provisions of laws, regulations, contracts and grant agreements, and other matters. The purpose of that report is solely to describe the scope of our testing of internal control over financial reporting and compliance and the results of that testing, and not to provide an opinion on the effectiveness of the Corporation's internal control over financial reporting or on compliance. That report is an integral part of an audit performed in accordance with *Government Auditing Standards* in considering the Corporation's internal control over financial reporting and compliance.

Accuity LLP

Honolulu, Hawaii
December 20, 2024

State of Hawaii
Hawaii Housing Finance and Development Corporation
(A Component Unit of the State of Hawaii)
Management’s Discussion and Analysis (Unaudited)
June 30, 2024

The management of the State of Hawaii, Hawaii Housing Finance and Development Corporation (the “Corporation”) offers readers of the Corporation’s financial statements this narrative overview and analysis of its financial activities for the year ended June 30, 2024. This document should be read in conjunction with the audited financial statements. All amounts presented in tables, unless otherwise indicated, are expressed in thousands of dollars.

Introduction

The Corporation was established by the State Legislature effective July 1, 2006 in accordance with Act 196, Session Laws of Hawaii (“SLH”) 2005, as amended by Act 180, SLH 2006.

The Corporation’s mission is to advance housing opportunities for the residents of Hawaii. The Corporation is the leader of providing affordable housing resources in Hawaii, providing residents with opportunities to purchase or rent a home, and aiding developers with advancing their affordable housing projects.

The Corporation is administratively attached to the State Department of Business, Economic Development and Tourism. The Corporation’s Board of Directors consists of nine members, six of whom are public members appointed by the Governor and confirmed by the State Senate. Public members are appointed from each of the counties of Honolulu, Hawaii, Maui and Kauai. At least four of the public members must have knowledge and expertise in public or private financing and development of affordable housing. At least one public member represents community advocates for low-income housing affiliated with private nonprofit organizations that serve the residents of low-income housing. The Director of Business, Economic Development and Tourism; the Director of Finance; and a representative of the Governor’s Office are ex-officio voting members. All Corporation action is taken by the affirmative vote of at least five members.

Overview of the Financial Statements

This discussion and analysis is intended to serve as an introduction to the financial statements of the Corporation for the year ended June 30, 2024. The financial statements consist of the basic financial statements, related notes to the financial statements, other required supplementary information, and other supplementary information. These components are described below:

Basic Financial Statements

The basic financial statements include two kinds of statements that present different views of the Corporation:

- The first two statements are government-wide financial statements that provide information about the Corporation’s overall financial position and results of operations. These statements are presented on an accrual basis of accounting and consist of the Statement of Net Position and the Statement of Activities.
- The remaining statements are the fund financial statements of the Corporation’s governmental funds, for which activities are funded primarily from appropriations from the State and Federal government, and the Corporation’s major and non-major proprietary funds, which operate similarly to business-type activities. The governmental funds are presented on a modified accrual basis of accounting, while the proprietary funds are presented on an accrual basis of accounting.

State of Hawaii
Hawaii Housing Finance and Development Corporation
(A Component Unit of the State of Hawaii)
Management’s Discussion and Analysis (Unaudited)
June 30, 2024

Government-wide Financial Statements

The government-wide financial statements report information about the Corporation as a whole using accounting methods similar to those used by private sector companies. The Statement of Net Position provides both short-term and long-term information about the Corporation’s financial position, which assists in assessing the Corporation’s economic condition at the end of the fiscal year. All of the current year revenues and expenses are accounted for in the Statement of Activities regardless of when cash is received or paid. Most of the Corporation’s activities are business-type activities and are reported in its proprietary funds. The government-wide financial statements include two statements:

- The *Statement of Net Position* presents all of the Corporation’s assets and deferred outflows of resources less liabilities and deferred inflows of resources, with the difference reported as “net position.” Over time, increases and decreases in the Corporation’s net position may serve as a useful indicator of the health of the financial position of the Corporation.
- The *Statement of Activities* presents information indicating how the Corporation’s net position changed during the most recent fiscal year.

The government-wide financial statements of the Corporation are divided into two categories:

- *Governmental activities* – The activities in this section are primarily supported by State or Federal appropriations or by Federal contributions.
- *Business-type activities* – These functions normally are intended to recover all or a significant portion of their costs through user fees and charges to external users.

Fund Financial Statements

The fund financial statements provide more detailed information about the Corporation’s most significant funds and not the Corporation as a whole. The financial activities of the Corporation are recorded in individual funds, each of which is deemed to be a separate accounting entity. Funds are either reported as a major fund or a non-major fund. The Governmental Accounting Standards Board (“GASB”) issued Statement No. 34, *Basic Financial Statements – Management’s Discussion and Analysis – for State and Local Governments*, which sets forth the minimum criteria for the determination of major funds. The non-major funds are combined in a single column in the fund financial statements and are detailed in the supplementary information.

The Corporation has two types of funds:

- *Governmental Funds*
 - Governmental funds are used to account for essentially the same functions reported as governmental activities in the government-wide financial statements.
 - Governmental funds financial statements help determine whether there are more or fewer financial resources that can be spent in the near future to finance the Corporation’s programs.

State of Hawaii
Hawaii Housing Finance and Development Corporation
(A Component Unit of the State of Hawaii)
Management’s Discussion and Analysis (Unaudited)
June 30, 2024

- The focus of the governmental funds is narrower than that of the government-wide financial statements; therefore, it is useful to compare the information presented for governmental funds with similar information presented for governmental activities in the government-wide financial statements. By doing so, readers may better understand the long-term impact of the government’s near-term financing decision.
- Both the governmental funds balance sheet and the governmental funds statement of revenues, expenditures, and change in fund balances provide a reconciliation to facilitate this comparison between governmental funds and governmental activities.
- *Proprietary Funds* – The Corporation’s only type of proprietary funds are its enterprise funds, which are used to account for those activities for which the intent of management is to recover, primarily through user charges, the cost of providing services to customers.

Notes to Financial Statements

The notes to the basic financial statements provide additional information that is essential to a full understanding of the data provided in the government-wide and fund financial statements. The notes to the financial statements follow the basic financial statements.

Required Supplementary Information Other Than Management’s Discussion and Analysis

In addition to the basic financial statements and accompanying notes, this report presents a section of required supplementary information (“RSI”) other than management’s discussion and analysis, which contains budget-to-actual schedules for the Corporation’s General Fund, HOME Investment Partnership Program, Housing Trust Fund Program, and Homeowner Assistance Fund Program as well as accompanying notes, which are required for major governmental funds with legally adopted budgets.

Supplementary Information

Following the RSI other than management’s discussion and analysis section, supplementary information presents details on combining information and reconciliation of cash and short-term investments of the non-major Governmental and Proprietary funds, which are not required to be presented.

Supplementary information also includes the Schedule of Expenditures of Federal Awards (“SEFA”). The SEFA reports federal awards expended by the Corporation on the accrual basis of accounting, except for subrecipient expenditures, which are recorded on the cash basis of accounting for the year ended June 30, 2024.

State of Hawaii
Hawaii Housing Finance and Development Corporation
(A Component Unit of the State of Hawaii)
Management’s Discussion and Analysis (Unaudited)
June 30, 2024

Government-wide Financial Analysis

As noted earlier, the Statement of Net Position presents all of the Corporation’s assets and deferred outflows of resources less liabilities and deferred inflows of resources, with the difference reported as net position. Over time, change in net position may serve as a useful indicator of the Corporation’s financial statements. As indicated below, as of June 30, 2024, the Corporation’s total net position was approximately \$2,330,519,000, an increase of \$569,728,000 (or 32.4%) from the previous year of approximately \$1,760,791,000.

Government-Wide Condensed Statements of Net Position
June 30, 2024 and 2023
(in thousands of dollars)

	Governmental Activities		Business-Type Activities		Total		Percent Change
	2024	2023	2024	2023	2024	2023	
Current assets	\$ 8,062	\$ 126,726	\$ 1,162,326	\$ 647,242	\$ 1,170,388	\$ 773,968	51.2 %
Restricted assets held by trustee	-	-	41,407	40,700	41,407	40,700	1.7 %
Capital assets, net	139	43	139,497	83,996	139,636	84,039	66.2 %
Lease receivable	-	-	4,385	4,671	4,385	4,671	(6.1)%
Other assets	9,862	9,862	1,023,455	927,153	1,033,317	937,015	10.3 %
Total assets	<u>18,063</u>	<u>136,631</u>	<u>2,371,070</u>	<u>1,703,762</u>	<u>2,389,133</u>	<u>1,840,393</u>	29.8 %
Deferred outflows of resources	-	-	2,778	2,930	2,778	2,930	(5.2)%
Total assets and deferred outflows of resources	<u>\$ 18,063</u>	<u>\$ 136,631</u>	<u>\$ 2,373,848</u>	<u>\$ 1,706,692</u>	<u>\$ 2,391,911</u>	<u>\$ 1,843,323</u>	29.8 %
Current liabilities	\$ 1,430	\$ 22,658	\$ 9,903	\$ 7,124	\$ 11,333	\$ 29,782	(61.9)%
Noncurrent liabilities	-	-	43,745	44,136	43,745	44,136	(0.9)%
Total liabilities	<u>1,430</u>	<u>22,658</u>	<u>53,648</u>	<u>51,260</u>	<u>55,078</u>	<u>73,918</u>	(25.5)%
Deferred inflows of resources	-	-	6,314	8,614	6,314	8,614	(26.7)%
Net position							
Net investment in capital assets	139	43	139,456	83,939	139,595	83,982	66.2 %
Restricted	10,802	10,601	79,466	73,727	90,268	84,328	7.0 %
Unrestricted	5,692	103,329	2,094,964	1,489,152	2,100,656	1,592,481	31.9 %
Total net position	<u>16,633</u>	<u>113,973</u>	<u>2,313,886</u>	<u>1,646,818</u>	<u>2,330,519</u>	<u>1,760,791</u>	32.4 %
Total liabilities, deferred inflows of resources and net position	<u>\$ 18,063</u>	<u>\$ 136,631</u>	<u>\$ 2,373,848</u>	<u>\$ 1,706,692</u>	<u>\$ 2,391,911</u>	<u>\$ 1,843,323</u>	29.8 %

Total assets and deferred outflows of resources increased by approximately \$548,588,000 (29.8%) during fiscal year 2024 primarily related to the increase in current assets of \$396,420,000 (51.2%), increase in capital assets by approximately \$55,597,000 (66.2%), and increase in other assets by approximately \$96,302,000 (10.3%).

- Current assets are comprised of cash and cash equivalents, current receivables and accrued interest. The increase in current assets was primarily due to net increase in cash and cash equivalents of \$469,364,000, increase in current notes and loans receivable of approximately \$11,260,000, and accrued interest of approximately \$13,534,000 in business-type activities, offset by the decrease of approximately \$97,656,000 in receivables due from State for allotted but not yet expended appropriations in governmental activities. Cash and cash equivalents in the business-type activities increased in the Rental Housing Revolving Fund by approximately \$397,143,000, the Dwelling Unit Revolving Fund by approximately \$85,248,000, the Other Enterprise Funds by approximately \$5,021,000, and the Housing Finance Revolving Fund by approximately \$2,890,000, whereas cash and cash equivalents decreased by approximately \$21,209,000 in the Homeowner Assistance Fund Program of governmental activities.

State of Hawaii
Hawaii Housing Finance and Development Corporation
(A Component Unit of the State of Hawaii)
Management's Discussion and Analysis (Unaudited)
June 30, 2024

- Other assets are comprised of long-term portion of mortgage and construction loans receivable and inventories of development in progress and dwelling units. The increase in other assets is primarily due to a net increase in non-current mortgages, notes and loans of approximately \$112,562,000 in the Rental Housing Revolving Fund and the Dwelling Unit Revolving Fund, offset by a decrease in inventories of development in progress and dwelling units of \$16,297,000 in the Dwelling Unit Revolving Fund, mainly due to the reclassification of \$15,725,000 from inventories to capital assets for placing in service the Corporation's ownership portion of the Hale Kalele building.
- Capital assets are comprised of property and equipment reported net of depreciation. Net capital assets increased by approximately \$55,597,000, primarily due to placing the Hale Kalele building in service and the acquisition of the land and building of approximately \$41,000,000 for the affordable workforce housing project, Hale O Laie, less depreciation, in the Dwelling Unit Revolving Fund.

Total liabilities and deferred inflows of resources decreased by \$21,140,000 (25.6%) primarily related to the decrease in amounts due to other State departments for the Homeowner Assistance Fund Program of approximately \$21,209,000 due to disbursement of program and administrative costs and the return of de-obligated unexpended funds to the Department of Budget and Finance of \$16,425,000, offset by increases in accounts payable and other accrued expenses of approximately \$2,808,000.

Restricted net position represents resources that are subject to external restrictions on how funds may be used, primarily including the assets held by trustee.

Unrestricted net position consists of net position that does not meet the definition of "restricted" or "net investment" in capital assets.

State of Hawaii
Hawaii Housing Finance and Development Corporation
(A Component Unit of the State of Hawaii)
Management’s Discussion and Analysis (Unaudited)
June 30, 2024

The Statement of Activities below presents information indicating how the Corporation’s net position changed during the most recent fiscal year:

Government-Wide Statements of Activities
Years Ended June 30, 2024 and 2023
(in thousands of dollars)

	Governmental Activities		Business-Type Activities		Total		Percent Change
	2024	2023	2024	2023	2024	2023	
Revenues							
Program revenues							
Charges for services	\$ -	\$ -	\$ 13,577	\$ 19,657	\$ 13,577	\$ 19,657	(30.9)%
Operating grants and contributions	14,092	10,213	75,176	57,166	89,268	67,379	32.5 %
General revenues							
State allotted appropriations, net of lapses	506,380	61,984	-	-	506,380	61,984	717.0 %
Loss on disposal of capital assets	-	-	-	(1,745)	-	(1,745)	0.0 %
Total revenues	<u>520,472</u>	<u>72,197</u>	<u>88,753</u>	<u>75,078</u>	<u>609,225</u>	<u>147,275</u>	313.7 %
Expenses							
Governmental activities							
Low-income housing service and assistance program	14,154	10,520	-	-	14,154	10,520	34.5 %
Business-type activities							
Rental assistance program	-	-	1,212	1,347	1,212	1,347	(10.0)%
Housing development program	-	-	14,424	9,013	14,424	9,013	60.0 %
Multifamily mortgage loan program	-	-	2,537	1,969	2,537	1,969	28.8 %
Single family mortgage loan program	-	-	364	965	364	965	(62.3)%
Others	-	-	6,806	1,792	6,806	1,792	279.8 %
Total expenses	<u>14,154</u>	<u>10,520</u>	<u>25,343</u>	<u>15,086</u>	<u>39,497</u>	<u>25,606</u>	54.2 %
Net change before transfers and lapses	506,318	61,677	63,410	59,992	569,728	121,669	368.3 %
Net transfers	<u>(603,658)</u>	<u>(731)</u>	<u>603,658</u>	<u>731</u>	<u>-</u>	<u>-</u>	100.0 %
Change in net position	<u>(97,340)</u>	<u>60,946</u>	<u>667,068</u>	<u>60,723</u>	<u>569,728</u>	<u>121,669</u>	368.3 %
Net position							
Beginning of year	113,973	53,027	1,646,818	1,586,095	1,760,791	1,639,122	7.4 %
End of year	<u>\$ 16,633</u>	<u>\$ 113,973</u>	<u>\$ 2,313,886</u>	<u>\$ 1,646,818</u>	<u>\$ 2,330,519</u>	<u>\$ 1,760,791</u>	32.4 %

Governmental Activities

For the year ended June 30, 2024, the Corporation’s governmental activities decreased its net position by approximately \$97,340,000 (-85.4%) to approximately \$16,633,000 primarily as the result of transfers-out to the Proprietary Funds of approximately \$603,658,000, offset by the State allotted appropriations net of lapses, totaling approximately \$506,380,000.

Business-type Activities

Revenues of the Corporation’s business-type activities were primarily from charges for services, program investment income, and operating grants and contributions. Charges for services consist primarily of interest income of loans related to the Corporation’s lending programs. Operating grants and contributions consist primarily of conveyance taxes.

State of Hawaii
Hawaii Housing Finance and Development Corporation
(A Component Unit of the State of Hawaii)
Management's Discussion and Analysis (Unaudited)
June 30, 2024

For the year ended June 30, 2024, the Corporation's business-type activities increased its net position by approximately \$667,068,000 (40.5%) to approximately \$2,313,886,000. Revenues primarily consisted of \$38,000,000 in conveyance taxes, approximately \$29,783,000 in non-operating interest income, approximately \$11,638,000 in interest income on loans, approximately \$6,808,000 in other income including fees received for various program administration, approximately \$2,300,000 in rental income, and transfers-in from the General Fund and the General Obligation Bond Fund of approximately \$603,658,000, offset by approximately \$25,343,000 in expenses for the Corporation's various business-type functions.

A fund is a grouping of related accounts that is used to maintain control over resources that have been segregated for specific activities or objectives. The Corporation, like other state and local governments, uses fund accounting to ensure and demonstrate compliance with finance-related legal requirements.

Governmental Funds

As of June 30, 2024, the Corporation's governmental funds reported a total fund balance of approximately \$16,494,000.

The governmental funds consist of five major funds and one non-major fund. The major funds are the (1) General Fund, (2) General Obligation Bond Fund, (3) HOME Investment Partnership Program, (4) Housing Trust Fund Program, and (5) Homeowner Assistance Fund Program.

- The General Fund accounts for the State's general fund revenues appropriated by the State Legislature to the Corporation and transfers for subsequent use by the Corporation's other funds. The fund recognized an increase in fund balance of approximately \$206,000 to \$877,000 as of June 30, 2024. The increase in fund balance was primarily due to state allotted appropriations of \$461,500,000, offset by net transfers-out to the proprietary funds of approximately \$460,912,000 and expenditures of approximately \$360,000. The transfer-out included funding for the Rental Housing Revolving Fund infusion of \$400,000,000, which included funds for the development of affordable rental housing program projects between 80% to 100% area median income range; Dwelling Unit Revolving Fund infusion of \$50,000,000; funding of seed money for the Affordable Homeownership Revolving Fund of \$5,000,000; funding of \$5,000,000 in matching funds for a City and County of Honolulu grant program to incentivize the construction of affordable rental housing units; and approximately \$839,000 in funding operation expenditures of the Hale O Laie property relating to housing certain survivors of the Maui wildfires.
- The General Obligation Bond Fund is used to transfer proceeds from the State's issuance of general obligation bonds to the Corporation for subsequent use by the Corporation's other funds. The fund recognized a decrease in fund balance of approximately \$97,844,000 to \$4,815,000 as of June 30, 2024. The decrease in fund balance was primarily due to the net transfers-out to the proprietary funds of approximately \$142,746,000, offset by the state allotted appropriations of \$45,000,000. The transfers-out included funding for earmarked projects under the Rental Housing Revolving Fund of \$81,500,000; funding for the acquisition of Hale O Laie of approximately \$41,124,000; and the Dwelling Unit Revolving Fund infusion of \$20,000,000.
- The HOME Investment Partnership Program was established for the purpose of enhancing the State and local government's ability to provide affordable housing for low and very low-income families through funding strategies designed to increase the supply of decent affordable housing by offering financial and technical assistance to participating jurisdictions. The fund recognized an increase of approximately \$201,000 to \$941,000 as of June 30, 2024. The increase in fund balance was primarily due to program revenues of approximately \$5,370,000, offset by program expenditures of approximately \$5,168,000.

State of Hawaii
Hawaii Housing Finance and Development Corporation
(A Component Unit of the State of Hawaii)
Management's Discussion and Analysis (Unaudited)
June 30, 2024

- The Housing Trust Fund Program was established for the purpose of enhancing the State and local government's ability to provide affordable housing for extremely low-income families through funding strategies designed to increase the supply of decent affordable housing by offering financial and technical assistance to participating jurisdictions. The fund had no change in fund balance as of June 30, 2024, as the revenues equaled to the expenditures.
- The Homeowner Assistance Fund Program was established to mitigate financial hardships associated with the COVID-19 pandemic by providing funds to eligible entities for the purpose of preventing homeowner mortgage delinquencies, defaults, foreclosures, loss of utilities or home energy services, and displacements of homeowners experiencing financial hardships after January 21, 2020, through qualified expenses related to mortgages and housing. The fund had no change in fund balance as of June 30, 2024, as the revenues equaled to the expenditures.

Proprietary Funds

As of June 30, 2024, the Corporation's proprietary funds reported total net position of approximately \$2,313,886,000.

The proprietary funds consist of four major and five non-major funds. The major funds are the (1) Rental Housing Revolving Fund, (2) Dwelling Unit Revolving Fund, (3) Single Family Mortgage Purchase Revenue Bond Fund, and (4) the Housing Finance Revolving Fund.

- The Rental Housing Revolving Fund provides developers of qualified rental housing projects with loans and/or grants for the development, predevelopment, construction, acquisition, preservation and rehabilitation of rental housing units. The fund recognized an increase in net position of approximately \$540,633,000 to \$1,577,423,000 as of June 30, 2024. The increase in net position was primarily due to the statutory maximum collection of conveyance taxes of \$38,000,000 and interest income earned on mortgages, notes, loans and investments of approximately \$5,197,000; interest income of approximately \$17,222,000; and net transfers-in from the General Fund and the General Obligation Bond Fund of \$481,500,000, offset by operating expenses of approximately \$1,649,000.
- The Dwelling Unit Revolving Fund accounts for State funds used for acquiring, developing, selling, leasing and renting residential, commercial and industrial properties; providing mortgage and interim financing; rental income; sales proceeds; and interest earnings from the financing and investment of such funds. The fund recognized an increase in net position of approximately \$117,881,000 to \$645,119,000 as of June 30, 2024. The increase in net position was primarily due to net transfers-in of approximately \$112,065,000 from the General Fund and the General Obligation Bond Fund; interest income earned on mortgages, notes, loans and investments of approximately \$5,067,000; interest income of approximately \$10,646,000; rental income of approximately \$2,300,000; and other operating income of approximately \$2,108,000, offset by operating expenses of approximately \$14,424,000.
- The Single Family Mortgage Purchase Revenue Bond Fund accounts for the proceeds from the issuance of bonds used to make below-market interest rate mortgage loans and the repayment, interest and earnings from such loans and investment of such funds. The fund recognized an increase in net position of approximately \$1,105,000 to \$37,119,000 as of June 30, 2024. The increase in net position is primarily due to approximately \$1,363,000 of interest on mortgages, notes, loans and mortgage-backed securities, and net increase in the fair value of mortgage-backed securities of approximately \$106,000, offset by operating expenses of approximately \$364,000.

State of Hawaii
Hawaii Housing Finance and Development Corporation
(A Component Unit of the State of Hawaii)
Management’s Discussion and Analysis (Unaudited)
June 30, 2024

- The Housing Finance Revolving Fund was created to be used for long-term and other special financing provided by the Corporation. The fund also accounts for monies received and collected by the Corporation, not otherwise pledged or obligated nor required by law to be placed in another proprietary fund. The fund recognized an increase in net position of approximately \$1,740,000 to \$13,061,000 as of June 30, 2024. The increase in net position is primarily due to other income which includes various fees of approximately \$2,732,000 and interest income of approximately \$714,000, offset by operating expenses of approximately \$1,713,000.

Capital Assets and Debt Administration

Capital Assets

As of June 30, 2024, the Corporation’s capital assets amounted to approximately \$139,636,000 (net of accumulated depreciation and amortization of approximately \$5,374,000), an increase of approximately \$55,597,000 (66.2%) primarily due to placing the Hale Kalele building in service and the acquisition of the land and building of approximately \$41,000,000 for the affordable workforce housing project, Hale O Laie, less depreciation, in the Dwelling Unit Revolving Fund.

Corporation’s Capital Assets
June 30, 2024 and 2023
(in thousands of dollars)

	Governmental Activities		Business-Type Activities		Total		Percent Change
	2024	2023	2024	2023	2024	2023	
Land	\$ -	\$ -	\$ 90,190	\$ 82,705	\$ 90,190	\$ 82,705	9.1 %
Buildings and improvements	-	-	53,798	4,452	53,798	4,452	1108.4 %
Furniture, fixtures and equipment	220	109	759	738	979	847	15.6 %
Subscription asset	43	43	-	-	43	43	0.0 %
Total	263	152	144,747	87,895	145,010	88,047	64.7 %
Accumulated depreciation	(115)	(109)	(5,250)	(3,899)	(5,365)	(4,008)	33.9 %
Amortization of subscription asset	(9)	-	-	-	(9)	-	N/A
Total capital assets, net	\$ 139	\$ 43	\$ 139,497	\$ 83,996	\$ 139,636	\$ 84,039	66.2 %

Debt Administration

Through June 30, 2024, approximately \$4.1 billion of revenue bonds have been issued under various revolving bond funds of the Corporation and its predecessor entities, of which approximately \$1,720,636,000 represents conduit debt. The revenue bonds are payable solely from the revenues and other monies and assets of the revenue bond funds and other assets of the Corporation pledged under the various bond indentures.

Under the Single Family Mortgage Purchase Revenue Bond Fund, revenue bonds payable decreased by approximately \$455,000, net of premiums, to approximately \$3,231,000 as of June 30, 2024 due to scheduled redemptions.

As of June 30, 2024, the bond ratings of the Single Family Mortgage Purchase revenue bonds were AA+, Aaa, and AA+ for Standard & Poor’s Rating Services, Moody’s Investors Service, and Fitch Ratings.

During the year ended June 30, 2019, the Corporation adopted GASB Statement No. 91, *Conduit Debt Obligations*, and therefore derecognized all conduit bonds payable under the Multifamily Housing Revenue Bond Fund. As of June 30, 2024, conduit debt obligations outstanding amounted to approximately \$572,764,000.

State of Hawaii
Hawaii Housing Finance and Development Corporation
(A Component Unit of the State of Hawaii)
Management’s Discussion and Analysis (Unaudited)
June 30, 2024

Maui Wildfires

In August 2023, wildfires intensified by heavy winds caused widespread damage in Lahaina, Maui. The Corporation and other State departments (collectively, the “State”) have been named as a defendant in cases arising out of the Maui wildfires. Other defendants in these cases include non-State entities. The cases allege, among other claims, that the defendants’ negligence caused wrongful death, personal injury, and property damage. The parties have agreed to a \$4.04 billion global settlement in mediation. Multiple insurance companies that paid out claims to wildfire victims refused to participate in the settlement and want to pursue subrogation claims and sue the defendants for reimbursement of monies they paid to the victims. Whether the insurance companies have the right to pursue the subrogation claims is pending before the Hawaii Supreme Court.

Management is of the opinion that any liability arising therefrom will not have a material adverse effect on the financial position of the Corporation if funded by legislative appropriations from the State General Fund.

Requests for Information

This report is designed to provide an overview of the Corporation’s finances. Questions concerning any of the information found in this report or requests for additional information should be directed to the Chief Financial Officer, Hawaii Housing Finance and Development Corporation, 677 Queen Street, Suite 300, Honolulu, Hawaii 96813.

State of Hawaii
Hawaii Housing Finance and Development Corporation
(A Component Unit of the State of Hawaii)
Statement of Net Position
June 30, 2024

	Governmental Activities	Business-Type Activities	Total
Assets and Deferred Outflows of Resources			
Current assets			
Equity in cash and cash equivalents and investments in State Treasury	\$ 1,429,977	\$1,073,111,810	\$1,074,541,787
Cash in banks	81,861	1,327,410	1,409,271
Receivables			
Mortgage loans	-	536,562	536,562
Notes and loans	-	11,259,622	11,259,622
Accrued interest	-	71,802,470	71,802,470
Tenant receivables, less allowance for doubtful accounts of \$2,116,598	-	353,745	353,745
Other receivables, less allowance for doubtful accounts of \$135,591	150,984	2,451,118	2,602,102
Total receivables	150,984	86,403,517	86,554,501
Cash held by third parties	940,814	-	940,814
Due from State	5,691,843	-	5,691,843
Internal balances	(232,874)	232,874	-
Leases receivable	-	281,873	281,873
Prepaid expenses and other assets	-	968,892	968,892
Total current assets	<u>8,062,605</u>	<u>1,162,326,376</u>	<u>1,170,388,981</u>
Restricted assets held by trustee under revenue bond program			
Cash and cash equivalents	-	23,845,519	23,845,519
Investments	-	17,561,505	17,561,505
	-	41,407,024	41,407,024
Inventories – development in progress and dwelling units	-	37,614,489	37,614,489
Restricted deposits held in escrow	-	1,089,287	1,089,287
Mortgage loans, net of allowance for loan losses of \$405,020	-	895,481,061	895,481,061
Notes and loans receivable	9,861,610	89,268,382	99,129,992
Leases receivable	-	4,385,394	4,385,394
Capital assets, net	139,224	139,497,269	139,636,493
Total assets	<u>18,063,439</u>	<u>2,371,069,282</u>	<u>2,389,132,721</u>
Deferred outflows of resources			
Deferred outflows on net pension liability	-	1,211,216	1,211,216
Deferred outflows on net OPEB liability	-	1,567,256	1,567,256
Total deferred outflows of resources	-	<u>2,778,472</u>	<u>2,778,472</u>
Total assets and deferred outflows of resources	<u>\$ 18,063,439</u>	<u>\$2,373,847,754</u>	<u>\$2,391,911,193</u>

The accompanying notes are an integral part of these financial statements.

State of Hawaii
Hawaii Housing Finance and Development Corporation
(A Component Unit of the State of Hawaii)
Statement of Net Position
June 30, 2024

	Governmental Activities	Business-Type Activities	Total
Liabilities, Deferred Inflows of Resources, and Net Position			
Current liabilities			
Accounts payable	\$ 140	\$ 1,631,941	\$ 1,632,081
Accrued expenses			
Interest	-	7,034	7,034
Other	-	2,884,437	2,884,437
Due to other State departments	1,429,977	40,477	1,470,454
Security deposits	-	3,845,994	3,845,994
Note payable	-	15,021	15,021
Unearned income	-	423,279	423,279
Revenue bonds payable	-	1,055,000	1,055,000
Total current liabilities	<u>1,430,117</u>	<u>9,903,183</u>	<u>11,333,300</u>
Noncurrent liabilities			
Note payable	-	26,730	26,730
Revenue bonds payable	-	2,175,554	2,175,554
Unearned income	-	19,945,089	19,945,089
Lease incentive liability	-	686,725	686,725
Unrealized gain on sale of units and land	-	1,743,437	1,743,437
Net OPEB liability	-	8,349,248	8,349,248
Net pension liability	-	10,818,372	10,818,372
Total liabilities	<u>1,430,117</u>	<u>53,648,338</u>	<u>55,078,455</u>
Deferred inflows of resources			
Deferred inflows on leases receivable	-	4,477,852	4,477,852
Deferred inflows on net pension liability	-	286,773	286,773
Deferred inflows on net OPEB liability	-	1,548,880	1,548,880
Total deferred inflows of resources	<u>-</u>	<u>6,313,505</u>	<u>6,313,505</u>
Commitments and contingencies			
Net position			
Net investment in capital assets	139,224	139,455,518	139,594,742
Restricted by legislation and contractual agreements	10,802,395	79,466,068	90,268,463
Unrestricted	5,691,703	2,094,964,325	2,100,656,028
Total net position	<u>16,633,322</u>	<u>2,313,885,911</u>	<u>2,330,519,233</u>
Total liabilities, deferred inflows of resources, and net position	<u>\$ 18,063,439</u>	<u>\$ 2,373,847,754</u>	<u>\$ 2,391,911,193</u>

The accompanying notes are an integral part of these financial statements.

State of Hawaii
Hawaii Housing Finance and Development Corporation
(A Component Unit of the State of Hawaii)
Statement of Activities
Year Ended June 30, 2024

	Expenses	Program Revenues		Net (Expense) Revenue and Changes in Net Position		
		Charges for Services	Operating Grants and Contributions	Governmental Activities	Business-Type Activities	Total
Functions/Programs						
Governmental activities						
Low-income housing service and assistance program	\$ 14,154,482	\$ -	\$ 14,092,014	\$ (62,468)	\$ -	\$ (62,468)
Total governmental activities	<u>14,154,482</u>	<u>-</u>	<u>14,092,014</u>	<u>(62,468)</u>	<u>-</u>	<u>(62,468)</u>
Business-type activities						
Rental assistance program	1,212,222	4,659	1,200,550	-	(7,013)	(7,013)
Housing development program	14,424,170	2,306,910	17,933,304	-	5,816,044	5,816,044
Multifamily mortgage loan program	2,537,321	7,164,128	55,222,188	-	59,848,995	59,848,995
Single family mortgage loan program	364,146	1,363,372	105,785	-	1,105,011	1,105,011
Others	6,805,760	2,738,470	714,273	-	(3,353,017)	(3,353,017)
Total business-type activities	<u>25,343,619</u>	<u>13,577,539</u>	<u>75,176,100</u>	<u>-</u>	<u>63,410,020</u>	<u>63,410,020</u>
Total	<u>\$ 39,498,101</u>	<u>\$ 13,577,539</u>	<u>\$ 89,268,114</u>	<u>(62,468)</u>	<u>63,410,020</u>	<u>63,347,552</u>
General revenues and transfers						
State allotted appropriations, net of lapses of \$119,467				506,380,533	-	506,380,533
Net transfers				<u>(603,657,988)</u>	<u>603,657,988</u>	<u>-</u>
Total general revenues and transfers				<u>(97,277,455)</u>	<u>603,657,988</u>	<u>506,380,533</u>
Change in net position				<u>(97,339,923)</u>	<u>667,068,008</u>	<u>569,728,085</u>
Net position						
Beginning of year				<u>113,973,245</u>	<u>1,646,817,903</u>	<u>1,760,791,148</u>
End of year				<u>\$ 16,633,322</u>	<u>\$ 2,313,885,911</u>	<u>\$ 2,330,519,233</u>

17

The accompanying notes are an integral part of these financial statements.

State of Hawaii
Hawaii Housing Finance and Development Corporation
(A Component Unit of the State of Hawaii)
Governmental Funds
Balance Sheet
June 30, 2024

	General Fund	General Obligation Bond Fund	HOME Investment Partnership Program	Housing Trust Fund Program	Homeowner Assistance Fund Program	Other Governmental Funds	Total Governmental Funds
Assets							
Equity in cash and cash equivalents and investments in State Treasury	\$ -	\$ -	\$ -	\$ -	\$ 1,429,977	\$ -	\$ 1,429,977
Cash in banks	-	-	43,780	38,081	-	-	81,861
Receivables	-	-	140,526	10,458	-	-	150,984
Cash held by third parties	-	-	940,814	-	-	-	940,814
Notes and loans receivable	-	-	-	-	-	9,861,610	9,861,610
Due from State	876,944	4,814,899	-	-	-	-	5,691,843
Total assets	<u>\$ 876,944</u>	<u>\$ 4,814,899</u>	<u>\$ 1,125,120</u>	<u>\$ 48,539</u>	<u>\$ 1,429,977</u>	<u>\$ 9,861,610</u>	<u>\$ 18,157,089</u>
Liabilities and Fund Balances							
Liabilities							
Accounts payable	\$ 140	\$ -	\$ -	\$ -	\$ -	\$ -	\$ 140
Due to other funds	-	-	184,335	48,539	-	-	232,874
Due to State	-	-	-	-	1,429,977	-	1,429,977
Total liabilities	<u>140</u>	<u>-</u>	<u>184,335</u>	<u>48,539</u>	<u>1,429,977</u>	<u>-</u>	<u>1,662,991</u>
Fund balances							
Restricted	-	-	940,785	-	-	9,861,610	10,802,395
Committed	876,804	4,814,899	-	-	-	-	5,691,703
Total fund balances	<u>876,804</u>	<u>4,814,899</u>	<u>940,785</u>	<u>-</u>	<u>-</u>	<u>9,861,610</u>	<u>16,494,098</u>
Total liabilities and fund balances	<u>\$ 876,944</u>	<u>\$ 4,814,899</u>	<u>\$ 1,125,120</u>	<u>\$ 48,539</u>	<u>\$ 1,429,977</u>	<u>\$ 9,861,610</u>	<u>\$ 18,157,089</u>

The accompanying notes are an integral part of these financial statements.

State of Hawaii
Hawaii Housing Finance and Development Corporation
(A Component Unit of the State of Hawaii)
Governmental Funds
Reconciliation of the Governmental Funds Balance Sheet
to the Statement of Net Position
June 30, 2024

Total fund balances – governmental funds		\$ 16,494,098
Amounts reported for governmental activities in the statement of net position are different because		
Capital assets used in governmental activities are not current financial resources and therefore not reported in the funds.		
These assets consist of the following		
Furniture, fixtures and equipment	\$ 220,078	
Subscription asset	43,200	
Accumulated depreciation and amortization	<u>(124,054)</u>	
Capital assets, net		<u>139,224</u>
Net position of governmental activities		<u>\$ 16,633,322</u>

The accompanying notes are an integral part of these financial statements.

State of Hawaii
Hawaii Housing Finance and Development Corporation
(A Component Unit of the State of Hawaii)
Governmental Funds
Statement of Revenues, Expenditures, and Change in Fund Balances
Year Ended June 30, 2024

	General Fund	General Obligation Bond Fund	HOME Investment Partnership Program	Housing Trust Fund Program	Homeowner Assistance Fund Program	Other Governmental Funds	Total Governmental Funds
Revenues							
State allotted appropriations	\$ 461,500,000	\$ 45,000,000	\$ -	\$ -	\$ -	\$ -	\$ 506,500,000
Intergovernmental revenue	-	-	5,369,705	3,938,052	4,784,257	-	14,092,014
Total revenues	<u>461,500,000</u>	<u>45,000,000</u>	<u>5,369,705</u>	<u>3,938,052</u>	<u>4,784,257</u>	<u>-</u>	<u>520,592,014</u>
Expenditures							
Programs	-	-	4,976,878	3,763,251	4,729,454	-	13,469,583
Personnel services	-	-	179,535	156,529	52,741	-	388,805
Administration	187,611	-	9,715	7,570	708	-	205,604
Capital expenses	172,188	-	-	-	-	-	172,188
Professional services	-	-	2,270	10,702	1,354	-	14,326
Total expenditures	<u>359,799</u>	<u>-</u>	<u>5,168,398</u>	<u>3,938,052</u>	<u>4,784,257</u>	<u>-</u>	<u>14,250,506</u>
Excess of revenues over expenditures	<u>461,140,201</u>	<u>45,000,000</u>	<u>201,307</u>	<u>-</u>	<u>-</u>	<u>-</u>	<u>506,341,508</u>
Other financing uses							
Net transfers	<u>(460,912,332)</u>	<u>(142,745,656)</u>	<u>-</u>	<u>-</u>	<u>-</u>	<u>-</u>	<u>(603,657,988)</u>
Excess (deficiency) of revenues over (under) expenditures and other financing uses	227,869	(97,745,656)	201,307	-	-	-	(97,316,480)
Lapsed appropriations	<u>(21,438)</u>	<u>(98,029)</u>	<u>-</u>	<u>-</u>	<u>-</u>	<u>-</u>	<u>(119,467)</u>
Net change in fund balances	206,431	(97,843,685)	201,307	-	-	-	(97,435,947)
Fund balances							
Beginning of year	<u>670,373</u>	<u>102,658,584</u>	<u>739,478</u>	<u>-</u>	<u>-</u>	<u>9,861,610</u>	<u>113,930,045</u>
End of year	<u>\$ 876,804</u>	<u>\$ 4,814,899</u>	<u>\$ 940,785</u>	<u>\$ -</u>	<u>\$ -</u>	<u>\$ 9,861,610</u>	<u>\$ 16,494,098</u>

The accompanying notes are an integral part of these financial statements.

State of Hawaii
Hawaii Housing Finance and Development Corporation
(A Component Unit of the State of Hawaii)
Governmental Funds
Reconciliation of the Governmental Funds Statement of Revenues,
Expenditures, and Change in Fund Balances to the Statement of Activities
Year Ended June 30, 2024

Net change in fund balances – total governmental funds		\$ (97,435,947)
Amounts reported for governmental activities in the statement of activities are different because		
Governmental funds report capital outlays as expenditures. In the statement of activities, the cost of those assets is allocated over their estimated useful lives and reported as depreciation and amortization expense.		
Capital expense	<u>\$ 96,024</u>	
Total depreciation and amortization expense		<u>96,024</u>
Change in net position – governmental activities		<u>\$ (97,339,923)</u>

The accompanying notes are an integral part of these financial statements.

State of Hawaii
Hawaii Housing Finance and Development Corporation
(A Component Unit of the State of Hawaii)
Proprietary Funds
Statement of Net Position
June 30, 2024

	Rental Housing Revolving Fund	Dwelling Unit Revolving Fund	Single Family Mortgage Purchase Revenue Bond Fund	Housing Finance Revolving Fund	Other Enterprise Funds	Total Enterprise Funds
Assets and Deferred Outflows of Resources						
Current assets						
Equity in cash and cash equivalents and investments in State Treasury	\$ 684,706,784	\$ 332,837,417	\$ -	\$ 19,647,354	\$ 35,920,255	\$1,073,111,810
Cash in banks	-	1,317,410	-	-	10,000	1,327,410
Receivables						
Mortgage loans	536,562	-	-	-	-	536,562
Notes and loans	-	11,259,622	-	-	-	11,259,622
Accrued interest	35,547,844	35,054,585	51,057	435,763	713,221	71,802,470
Tenant receivables, less allowance for doubtful accounts of \$2,116,598	-	353,745	-	-	-	353,745
Other receivables, less allowance for doubtful accounts of \$135,591	-	1,848,489	-	-	602,629	2,451,118
Total receivables	36,084,406	48,516,441	51,057	435,763	1,315,850	86,403,517
Due from other funds	-	900,000	-	297,968	4,876,332	6,074,300
Lease receivable	-	281,873	-	-	-	281,873
Prepaid expenses and other assets	-	904,000	2,685	-	62,207	968,892
Total current assets	<u>720,791,190</u>	<u>384,757,141</u>	<u>53,742</u>	<u>20,381,085</u>	<u>42,184,644</u>	<u>1,168,167,802</u>
Restricted assets held by trustee under revenue bond program						
Cash and cash equivalents	-	-	23,845,519	-	-	23,845,519
Investments	-	-	17,561,505	-	-	17,561,505
Total restricted assets	-	-	41,407,024	-	-	41,407,024
Inventories – development in progress and dwelling units	-	37,614,489	-	-	-	37,614,489
Restricted deposits held in escrow	-	1,089,287	-	-	-	1,089,287
Mortgage loans, net of allowance for loan losses of \$405,020	858,216,657	30,725,316	-	4,756,970	1,782,118	895,481,061
Notes and loans receivable	-	89,268,382	-	-	-	89,268,382
Lease receivable	-	4,385,394	-	-	-	4,385,394
Capital assets, net	103,782	139,163,966	33,018	117,526	78,977	139,497,269
Total assets	<u>1,579,111,629</u>	<u>687,003,975</u>	<u>41,493,784</u>	<u>25,255,581</u>	<u>44,045,739</u>	<u>2,376,910,708</u>
Deferred outflows of resources						
Deferred outflows on net pension liability	172,935	622,499	23,725	275,698	116,359	1,211,216
Deferred outflows on net OPEB liability	218,401	880,481	39,778	265,090	163,506	1,567,256
Total deferred outflows of resources	<u>391,336</u>	<u>1,502,980</u>	<u>63,503</u>	<u>540,788</u>	<u>279,865</u>	<u>2,778,472</u>
Total assets and deferred outflows of resources	<u>\$1,579,502,965</u>	<u>\$ 688,506,955</u>	<u>\$ 41,557,287</u>	<u>\$ 25,796,369</u>	<u>\$ 44,325,604</u>	<u>\$2,379,689,180</u>

State of Hawaii
Hawaii Housing Finance and Development Corporation
(A Component Unit of the State of Hawaii)
Proprietary Funds
Statement of Net Position
June 30, 2024

	Rental Housing Revolving Fund	Dwelling Unit Revolving Fund	Single Family Mortgage Purchase Revenue Bond Fund	Housing Finance Revolving Fund	Other Enterprise Funds	Total Enterprise Funds
Liabilities, Deferred Inflows of Resources, and Net Position						
Current liabilities						
Accounts payable	\$ -	\$ 1,540,837	\$ 11,317	\$ 28,715	\$ 51,072	\$ 1,631,941
Accrued expenses						
Interest	-	34	7,000	-	-	7,034
Other	388,348	1,524,456	63,988	571,241	336,404	2,884,437
Due to other funds	2,331	7	32,683	4,806,398	1,000,007	5,841,426
Due to other State departments	-	30,477	-	-	10,000	40,477
Security deposits	-	57,267	-	3,788,727	-	3,845,994
Note payable	-	15,021	-	-	-	15,021
Unearned income	-	384,615	-	-	38,664	423,279
Revenue bonds payable	-	-	1,055,000	-	-	1,055,000
Total current liabilities	<u>390,679</u>	<u>3,552,714</u>	<u>1,169,988</u>	<u>9,195,081</u>	<u>1,436,147</u>	<u>15,744,609</u>
Noncurrent liabilities						
Unrealized gain on sale of units and land	-	1,743,437	-	-	-	1,743,437
Note payable	-	26,730	-	-	-	26,730
Revenue bonds payable	-	-	2,175,554	-	-	2,175,554
Unearned income	274,548	19,670,541	-	-	-	19,945,089
Lease incentive liability	99,575	367,398	32,276	112,623	74,853	686,725
Net OPEB liability	414,274	5,489,094	457,109	1,395,812	592,959	8,349,248
Net pension liability	695,055	6,940,214	538,680	1,770,112	874,311	10,818,372
Total liabilities	<u>1,874,131</u>	<u>37,790,128</u>	<u>4,373,607</u>	<u>12,473,628</u>	<u>2,978,270</u>	<u>59,489,764</u>
Deferred inflows of resources						
Deferred inflows on lease receivable	-	4,477,852	-	-	-	4,477,852
Deferred inflows on net pension liability	43,016	157,697	6,424	49,525	30,111	286,773
Deferred inflows on net OPEB liability	163,011	962,147	58,526	212,325	152,871	1,548,880
Total deferred inflows of resources	<u>206,027</u>	<u>5,597,696</u>	<u>64,950</u>	<u>261,850</u>	<u>182,982</u>	<u>6,313,505</u>
Net position						
Net investment in capital assets	103,782	139,122,215	33,018	117,526	78,977	139,455,518
Restricted by legislation and contractual agreements	-	1,089,287	41,407,024	-	36,969,757	79,466,068
Unrestricted	1,577,319,025	504,907,629	(4,321,312)	12,943,365	4,115,618	2,094,964,325
Total net position	<u>1,577,422,807</u>	<u>645,119,131</u>	<u>37,118,730</u>	<u>13,060,891</u>	<u>41,164,352</u>	<u>2,313,885,911</u>
Total liabilities, deferred inflows of resources, and net position	<u>\$1,579,502,965</u>	<u>\$ 688,506,955</u>	<u>\$ 41,557,287</u>	<u>\$ 25,796,369</u>	<u>\$ 44,325,604</u>	<u>\$2,379,689,180</u>

The accompanying notes are an integral part of these financial statements.

State of Hawaii
Hawaii Housing Finance and Development Corporation
(A Component Unit of the State of Hawaii)
Proprietary Funds
Statement of Revenues, Expenses, and Change in Net Position
June 30, 2024

	Rental Housing Revolving Fund	Dwelling Unit Revolving Fund	Single Family Mortgage Purchase Revenue Bond Fund	Housing Finance Revolving Fund	Other Enterprise Funds	Total Enterprise Funds
Operating revenues						
Conveyance tax	\$ 38,000,000	\$ -	\$ -	\$ -	\$ -	\$ 38,000,000
Rental	-	2,300,038	-	-	-	2,300,038
Interest on mortgages, notes, loans, and mortgage-backed securities	5,196,746	5,067,033	1,363,372	6,241	4,659	11,638,051
Sale of land and units, net	-	118,292	-	-	-	118,292
Other	362,979	2,108,453	-	2,732,229	1,604,403	6,808,064
Total operating revenues	<u>43,559,725</u>	<u>9,593,816</u>	<u>1,363,372</u>	<u>2,738,470</u>	<u>1,609,062</u>	<u>58,864,445</u>
Operating expenses						
Programs	-	7,564,147	-	-	5,092,985	12,657,132
Personnel services	1,316,311	4,780,219	186,197	1,367,319	947,480	8,597,526
Housing assistance payments	-	-	-	-	922,709	922,709
Administration	174,620	297,880	51,212	238,474	157,278	919,464
Professional services	132,900	327,797	27,933	79,909	52,837	621,376
Depreciation	21,823	1,278,943	7,117	24,681	16,572	1,349,136
Insurance	830	87,731	632	1,107	1,491	91,791
Interest expense	-	-	89,419	-	-	89,419
Provision for (recovery of) losses	-	70,547	-	(1,972)	-	68,575
Capital expenses	1,073	10,037	178	1,297	847	13,432
Other	1,537	6,869	1,458	1,917	1,235	13,016
Total operating expenses	<u>1,649,094</u>	<u>14,424,170</u>	<u>364,146</u>	<u>1,712,732</u>	<u>7,193,434</u>	<u>25,343,576</u>
Operating income (loss) carried forward	<u>41,910,631</u>	<u>(4,830,354)</u>	<u>999,226</u>	<u>1,025,738</u>	<u>(5,584,372)</u>	<u>33,520,869</u>

The accompanying notes are an integral part of these financial statements.

State of Hawaii
Hawaii Housing Finance and Development Corporation
(A Component Unit of the State of Hawaii)
Proprietary Funds
Statement of Revenues, Expenses, and Change in Net Position
June 30, 2024

	Rental Housing Revolving Fund	Dwelling Unit Revolving Fund	Single Family Mortgage Purchase Revenue Bond Fund	Housing Finance Revolving Fund	Other Enterprise Funds	Total Enterprise Funds
Operating income (loss) brought forward	41,910,631	(4,830,354)	999,226	1,025,738	(5,584,372)	33,520,869
Nonoperating revenues (expenses)						
Interest income	17,222,188	10,646,398	-	714,273	1,200,550	29,783,409
Net increase in fair value of mortgage-backed securities	-	-	105,785	-	-	105,785
Other expenses	-	-	-	(43)	-	(43)
Total nonoperating revenues	<u>17,222,188</u>	<u>10,646,398</u>	<u>105,785</u>	<u>714,230</u>	<u>1,200,550</u>	<u>29,889,151</u>
Income before transfers	59,132,819	5,816,044	1,105,011	1,739,968	(4,383,822)	63,410,020
Net transfers	<u>481,500,000</u>	<u>112,065,128</u>	<u>-</u>	<u>-</u>	<u>10,092,860</u>	<u>603,657,988</u>
Change in net position	540,632,819	117,881,172	1,105,011	1,739,968	5,709,038	667,068,008
Net position						
Beginning of year	<u>1,036,789,988</u>	<u>527,237,959</u>	<u>36,013,719</u>	<u>11,320,923</u>	<u>35,455,314</u>	<u>1,646,817,903</u>
End of year	<u>\$1,577,422,807</u>	<u>\$ 645,119,131</u>	<u>\$ 37,118,730</u>	<u>\$ 13,060,891</u>	<u>\$ 41,164,352</u>	<u>\$2,313,885,911</u>

The accompanying notes are an integral part of these financial statements.

State of Hawaii
Hawaii Housing Finance and Development Corporation
(A Component Unit of the State of Hawaii)
Proprietary Funds
Statement of Cash Flows
June 30, 2024

26

	Rental Housing Revolving Fund	Dwelling Unit Revolving Fund	Single Family Mortgage Purchase Revenue Bond Fund	Housing Finance Revolving Fund	Other Enterprise Funds	Total Enterprise Funds
Cash flows from operating activities						
Cash received from tenants	\$ -	\$ 1,081,872	\$ -	\$ -	\$ -	\$ 1,081,872
Cash received from borrowers						
Principal payments	2,298,717	8,231,895	-	30,090	110,662	10,671,364
Interest income	1,358,930	7,795,017	1,369,733	3,372	4,682	10,531,734
Cash received from sale of land	-	1,869,953	-	-	-	1,869,953
Cash received from conveyance taxes	38,000,000	-	-	-	-	38,000,000
Cash received for payments on mortgage-backed securities, net	-	-	1,854,851	-	-	1,854,851
Cash payments for issuance of loans receivable	(136,598,154)	(2,752,503)	-	-	-	(139,350,657)
Interest payments	-	(13)	(90,403)	-	-	(90,416)
Payments to employees	(1,255,737)	(4,638,414)	(180,836)	(1,212,212)	(866,834)	(8,154,033)
Payments to suppliers	(329,523)	(8,393,330)	(80,290)	(336,528)	(6,230,435)	(15,370,106)
Cash receipts from (payments to) other funds	-	29,678	37,121	1,124,848	(1,271,911)	(80,264)
Other cash receipts	637,659	2,074,268	-	2,705,638	2,090,184	7,507,749
Net cash provided by (used in) operating activities	<u>(95,888,108)</u>	<u>5,298,423</u>	<u>2,910,176</u>	<u>2,315,208</u>	<u>(6,163,652)</u>	<u>(91,527,953)</u>
Cash flows from noncapital financing activities						
Principal paid on revenue bond maturities and redemptions	-	-	(454,540)	-	-	(454,540)
Transfers in	481,500,000	112,065,128	-	-	10,092,860	603,657,988
Net cash provided by (used in) noncapital financing activities	<u>481,500,000</u>	<u>112,065,128</u>	<u>(454,540)</u>	<u>-</u>	<u>10,092,860</u>	<u>603,203,448</u>
Cash flows from capital and related financing activities						
Purchases of capital assets	(2,496)	(41,117,339)	-	(2,972)	(2,627)	(41,125,434)
Net cash used in capital and related financing activities	<u>(2,496)</u>	<u>(41,117,339)</u>	<u>-</u>	<u>(2,972)</u>	<u>(2,627)</u>	<u>(41,125,434)</u>
Cash flows from investing activities						
Interest received	11,533,803	9,036,764	-	577,593	1,094,007	22,242,167
Net cash provided by investing activities	<u>11,533,803</u>	<u>9,036,764</u>	<u>-</u>	<u>577,593</u>	<u>1,094,007</u>	<u>22,242,167</u>
Net increase in cash and cash equivalents	397,143,199	85,282,976	2,455,636	2,889,829	5,020,588	492,792,228
Cash and cash equivalents						
Beginning of year	287,563,585	249,961,138	21,389,883	16,757,525	30,909,667	606,581,798
End of year	<u>\$ 684,706,784</u>	<u>\$ 335,244,114</u>	<u>\$ 23,845,519</u>	<u>\$ 19,647,354</u>	<u>\$ 35,930,255</u>	<u>\$ 1,099,374,026</u>
Components of cash and cash equivalents						
Equity in cash and cash equivalents and investments in State Treasury	\$ 684,706,784	\$ 332,837,417	\$ -	\$ 19,647,354	\$ 35,920,255	\$ 1,073,111,810
Cash in banks	-	1,317,410	-	-	10,000	1,327,410
Restricted cash and cash equivalents held by trustee	-	-	23,845,519	-	-	23,845,519
Restricted deposits held in escrow	-	1,089,287	-	-	-	1,089,287
Cash and cash equivalents	<u>\$ 684,706,784</u>	<u>\$ 335,244,114</u>	<u>\$ 23,845,519</u>	<u>\$ 19,647,354</u>	<u>\$ 35,930,255</u>	<u>\$ 1,099,374,026</u>

The accompanying notes are an integral part of these financial statements.

State of Hawaii
Hawaii Housing Finance and Development Corporation
(A Component Unit of the State of Hawaii)
Proprietary Funds
Statement of Cash Flows
June 30, 2024

	Rental Housing Revolving Fund	Dwelling Unit Revolving Fund	Single Family Mortgage Purchase Revenue Bond Fund	Housing Finance Revolving Fund	Other Enterprise Funds	Total Enterprise Funds
Cash flows from operating activities						
Reconciliation of operating income (loss) to net cash provided by (used in) operating activities						
Operating income (loss)	\$ 41,910,631	\$ (4,830,354)	\$ 999,226	\$ 1,025,738	\$ (5,584,372)	\$ 33,520,869
Adjustments to reconcile operating income (loss) to net cash provided by (used in) operating activities						
Depreciation	21,823	1,278,943	7,117	24,681	16,572	1,349,136
Amortization	(20,894)	(77,090)	(6,772)	(23,632)	(15,706)	(144,094)
Lease amortization	-	(138,396)	-	-	-	(138,396)
Provision for (recovery of) losses	-	70,547	-	(1,972)	-	68,575
Rent subsidies applied to note payable	-	(15,357)	-	-	-	(15,357)
Interest expense settled through reduction of rental subsidies	-	487	-	-	-	487
Net pension benefit	(12,935)	(47,418)	(1,931)	(14,893)	(9,054)	(86,231)
Net OPEB benefit	(148,674)	(545,400)	(22,217)	(171,390)	(104,142)	(991,823)
Changes in assets and liabilities						
Mortgage loans receivable	(134,299,437)	87,630	-	30,090	110,662	(134,071,055)
Notes and loans receivable	-	10,247,497	-	-	-	10,247,497
Accrued interest receivable	(3,837,816)	(2,126,743)	6,361	-	23	(5,958,175)
Tenant receivables	-	(278,919)	-	-	-	(278,919)
Other receivables	87,500	(35,516)	-	-	485,781	537,765
Due to (from) other funds	2,331	7	37,121	1,124,848	(1,271,911)	(107,604)
Due to other State departments	-	29,671	-	-	-	29,671
Inventories – development in progress and dwelling units	-	571,606	-	-	-	571,606
Prepaid expenses and other assets	-	(135,311)	-	-	13,478	(121,833)
Investments	-	-	1,854,851	-	-	1,854,851
Accounts payable	-	1,287,235	7,897	9,808	1,175	1,306,115
Accrued interest payable	-	(13)	(984)	-	-	(997)
Other accrued expenses	222,182	734,623	29,507	341,390	193,842	1,521,544
Security deposits	-	(77,265)	-	(26,591)	-	(103,856)
Unearned income	187,181	(631,494)	-	-	-	(444,313)
Estimated future costs of development	-	(70,547)	-	-	-	(70,547)
Net cash provided by (used in) operating activities	<u>\$ (95,888,108)</u>	<u>\$ 5,298,423</u>	<u>\$ 2,910,176</u>	<u>\$ 2,318,077</u>	<u>\$ (6,163,652)</u>	<u>\$ (91,525,084)</u>

State of Hawaii
Hawaii Housing Finance and Development Corporation
(A Component Unit of the State of Hawaii)
Proprietary Funds
Statement of Cash Flows
June 30, 2024

	Rental Housing Revolving Fund	Dwelling Unit Revolving Fund	Single Family Mortgage Purchase Revenue Bond Fund	Housing Finance Revolving Fund	Other Enterprise Funds	Total Enterprise Funds
Supplemental information						
Noncash capital and related financing activities						
Principal payments on note payable settled through reduction of rental subsidies	\$ -	\$ 14,870	\$ -	\$ -	\$ -	\$ 14,870
Interest payments on mortgage note payable settled through reduction of rental subsidies	-	487	-	-	-	487
Capital assets transferred from inventories – development in progress and dwelling units	-	15,725,370	-	-	-	15,725,370

The accompanying notes are an integral part of these financial statements.

State of Hawaii
Hawaii Housing Finance and Development Corporation
(A Component Unit of the State of Hawaii)
Notes to Financial Statements
June 30, 2024

1. Organization and Summary of Significant Accounting Policies

Financial Reporting Entity

Chapter 201E, Hawaii Revised Statutes and Act 337, Session Laws of Hawaii (“SLH”) 1987, created the Housing Finance and Development Corporation (“HFDC”). The HFDC was created to perform housing finance, housing development, and residential leasehold functions. The Hawaii Housing Authority, State of Hawaii (“Authority”) was organized pursuant to the provisions of Chapter 356, Hawaii Revised Statutes. The Authority was created to provide safe and sanitary dwelling accommodations for low and moderate-income residents of Hawaii.

In accordance with Act 350, SLH 1997, effective July 1, 1998, the functions and employees of HFDC, as well as those of the Authority and the Rental Housing Trust Fund Commission, were transferred to the newly created Housing and Community Development Corporation of Hawaii (“HCDCH”). The purpose of Act 350, SLH 1997 was to consolidate all state housing functions previously administered by the Authority, HFDC and the Rental Housing Trust Fund Commission. HCDCH was a public body, both corporate and politic, and was for administrative purposes considered to be a part of the State Department of Business, Economic Development and Tourism. In accordance with Act 92, SLH 2003, effective July 1, 2003, the functions and employees of HCDCH were transferred to the State Department of Human Services for administrative purposes.

In accordance with Act 196, SLH 2005, as amended by Act 180, SLH 2006, HCDCH was split into two organizations to concentrate more effectively on the development of affordable housing. Effective July 1, 2006, HCDCH was bifurcated into (1) the Hawaii Public Housing Authority and (2) the Hawaii Housing Finance and Development Corporation (the “Corporation”).

For financial reporting purposes, the Corporation includes all funds that are controlled by or dependent on the Corporation’s Board of Directors. Control by or dependence on the Corporation was determined on the basis of statutory authority and monies flowing through the Corporation to each fund.

The financial statements of the Corporation include only the governmental activities, business-type activities, each major fund, and the aggregate remaining fund information of the Corporation, and are not intended to present fairly the financial position of the State of Hawaii (the “State”) as of June 30, 2024, and the changes in its financial position and its cash flows for the year then ended in conformity with accounting principles generally accepted in the United States of America (“GAAP”). The State Comptroller maintains the central accounts for all State funds and publishes financial statements for the State annually, which include the Corporation’s financial activities.

Government-Wide and Fund Financial Statements

The government-wide financial statements, the statement of net position, and the statement of activities report information on the activities of the Corporation. Governmental activities, which normally are supported by State allotments and intergovernmental revenues, are reported separately from business-type activities, which rely to a significant extent on fees and charges for support.

The statement of activities demonstrates the degree to which the direct expenses of a given function are offset by program revenues. Direct expenses are those that are clearly identifiable with a specific function. Program revenues include charges to customers who purchase, use or directly benefit from goods or services provided by a given function. Program revenues also include grants and contributions that are restricted to meeting the operational or capital requirements of a particular function. State allotments and other items not included among program revenues are reported instead as general revenues. Resources that are dedicated

State of Hawaii
Hawaii Housing Finance and Development Corporation
(A Component Unit of the State of Hawaii)
Notes to Financial Statements
June 30, 2024

internally are reported as general revenues rather than program revenues. The Corporation employs an indirect cost allocation system. The Corporation provides certain administrative services to its various funds. The cost of these services is allocated to the funds based on estimates of benefits provided to the funds.

Net position is restricted when constraints placed on it are either externally imposed or imposed by constitutional provisions or enabling legislation. Internally imposed designations of resources are not presented as restrictions of net position. When both restricted and unrestricted resources are available for use, generally it is the Corporation's policy to use restricted resources first, then unrestricted resources as they are needed. Additionally, the Corporation would first use restricted, committed, then assigned, and lastly, unassigned amounts of unrestricted fund balance when expenditures are made.

The fund financial statements are provided for governmental and proprietary funds. Major individual governmental funds and major individual enterprise funds are reported as separate columns in the fund financial statements. Non-major funds are summarized into a single column.

Measurement Focus and Basis of Accounting

Government-Wide Financial Statements

The government-wide financial statements are reported using the economic resources measurement focus and the accrual basis of accounting. Revenues are recorded when earned and expenses are recorded when a liability is incurred, regardless of the timing of the related cash flows. Grants and similar items are recognized as revenue as soon as all eligibility requirements imposed by the provider have been met.

Governmental Fund Financial Statements

The financial statements of governmental funds are reported using the current financial resources measurement focus and the modified accrual basis of accounting. Revenues are recognized as soon as they are both measurable and available. Revenues are considered to be available when they are collectible within the current period or soon enough thereafter to pay liabilities for the current period. For this purpose, the Corporation considers revenues to be available if they are collected within 60 days of the end of the current fiscal year. In applying the susceptible-to-accrual concept to intergovernmental revenues, the provider should recognize liabilities and expenses and the recipient should recognize receivables and revenues when applicable requirements, including timing requirements, are met.

Principal revenue sources considered susceptible to accrual include federal grants and interest on investments. Some revenue items that are considered measurable and available to finance operations during the year from an accounting perspective are not available for expenditure due to the State's present appropriation system. These revenues have been accrued in accordance with GAAP since they have been earned and are expected to be collected within 60 days of the end of the period. Other revenues are considered to be measurable and available only when cash is received by the Corporation.

Expenditures generally are recorded when a liability is incurred.

Proprietary Funds Financial Statements

The financial statements of proprietary funds are reported using the economic resources measurement focus and the accrual basis of accounting, similar to the government-wide financial statements described above.

State of Hawaii
Hawaii Housing Finance and Development Corporation
(A Component Unit of the State of Hawaii)
Notes to Financial Statements
June 30, 2024

Proprietary funds distinguish operating revenues and expenses from nonoperating items. Operating revenues and expenses generally result from providing services or goods in connection with a proprietary fund's principal ongoing operations. Revenues and expenses not meeting this definition are reported as nonoperating revenues and expenses. The principal operating revenues of the Corporation's enterprise funds are conveyance tax revenues, rental income, and interest income earned on mortgages, notes, loans and mortgage-backed securities. Interest income from investments held in the State Treasury investment pool is reported as nonoperating income.

Fund Accounting

The financial activities of the Corporation are recorded in individual funds, each of which is deemed to be a separate accounting entity. The Corporation uses fund accounting to report on its financial position and results of operations. Fund accounting is designed to demonstrate legal compliance and to aid financial management by segregating transactions related to certain government functions or activities. A fund is a separate accounting entity with a self-balancing set of accounts.

GAAP as established by the Governmental Accounting Standards Board ("GASB") sets forth minimum criteria for the determination of major funds. The non-major funds are combined in a single column in the fund financial statements and detailed in the combining financial statements in the supplementary information section.

Governmental Funds

- **Governmental Funds** – These funds account for those activities that are primarily supported by State or Federal appropriations or by Federal contributions. Governmental Funds include the General Fund, General Obligation Bond Fund, HOME Investment Partnership Program, Housing Trust Fund Program, Homeowner Assistance Fund Program, and the Tax Credit Assistance Program ("TCAP").

The Corporation reports the following as major governmental funds:

- General Fund accounts for all financial resources of the State's general fund revenues appropriated by the State Legislature to the Corporation, except those required to be accounted for in another fund.
- General Obligation Bond Fund accounts for the transfers of the proceeds of the State's general obligation bonds allotted to the Corporation for subsequent use by the Corporation's other funds.
- HOME Investment Partnership Program accounts for all financial activities that are funded by the related federal grants. Substantially all of the fund's activity relates to providing affordable housing to residents of the State.
- Housing Trust Fund Program accounts for all financial activities funded by the related federal grant. Substantially all of the fund's activity is related to providing affordable housing, with primary attention to rental housing for extremely low-income households.
- Homeowner Assistance Fund Program accounts for all financial activities funded by the related federal grant. Substantially all of the fund's activity is related to providing mortgage or other eligible homeowner expense assistance to residents impacted by the COVID-19 pandemic.

State of Hawaii
Hawaii Housing Finance and Development Corporation
(A Component Unit of the State of Hawaii)
Notes to Financial Statements
June 30, 2024

Proprietary Funds

- **Enterprise Funds** – These funds account for those activities for which the intent of management is to recover, primarily through user charges, the cost of providing goods or services to customers, or where sound financial management dictates that periodic determinations of results of operations are appropriate. Enterprise Funds include the Rental Housing Revolving Fund, Dwelling Unit Revolving Fund, Single Family Mortgage Purchase Revenue Bond Fund, Housing Finance Revolving Fund, and other funds. The other funds include the Rental Assistance Revolving Fund, Multifamily Housing Revenue Bond Fund, Disbursing Fund, Grants in Aid Fund, and Affordable Homeownership Revolving Fund.

Under the revenue bond funds, proceeds from bond issues are used to make below-market interest rate mortgage loans to persons and families of low to moderate income for the purchase of owner-occupied single-family and condominium dwellings, provide interim construction loans, and permanent financing of affordable multifamily rental housing projects.

The Corporation reports the following as major proprietary funds:

- Rental Housing Revolving Fund provides developers of qualified rental housing projects with loans and/or grants for the development, predevelopment, construction, acquisition, preservation and rehabilitation of rental housing units.
- Dwelling Unit Revolving Fund accounts for State funds used for acquiring, developing, selling, leasing and renting residential, commercial and industrial properties, providing mortgage and interim financing, rental income, sales proceeds, and interest earnings from the financing and investment of such funds.
- Single Family Mortgage Purchase Revenue Bond Fund accounts for the proceeds from the issuance of bonds used to make below-market interest rate mortgage loans and the repayment of such loans, and investment income earned.
- Housing Finance Revolving Fund provides for long-term and other special financing provided by the Corporation. The fund also accounts for monies received and collected by the Corporation, not otherwise pledged or obligated nor required by law to be placed in another proprietary fund.

Equity in Cash and Cash Equivalents and Investments in State Treasury

The State Director of Finance is responsible for the safekeeping of cash and investments in the State Treasury in accordance with State laws. The Director of Finance may invest any monies of the State, which in the Director's judgment, are in excess of the amounts necessary for meeting the immediate requirements of the State. Cash is pooled with funds from other State agencies and departments and deposited into approved financial institutions or in the State Treasury Investment Pool. Funds in the investment pool accrue interest based on the average weighted cash balances of each account.

The State requires that depository banks pledge, as collateral, government securities held in the name of the State for deposits not covered by federal deposit insurance.

State of Hawaii
Hawaii Housing Finance and Development Corporation
(A Component Unit of the State of Hawaii)
Notes to Financial Statements
June 30, 2024

GAAP requires disclosures over common deposit and investment risks related to credit risk, interest rate risk, and foreign currency risk. Investments can be categorized by type, maturity and custodian to determine the level of interest rate, credit and custodial risk assumed by the Corporation. However, as these funds are held in the State investment pool, the Corporation does not manage these investments and the types of investments, and related interest rate, credit and custodial risks are not determinable at the Corporation's level. The risk disclosures and fair value leveling table of the State's investment pool are included in the State's Annual Comprehensive Financial Report ("ACFR") which may be obtained from the Department of Accounting and General Services' ("DAGS") website: <https://ags.hawaii.gov/reports/financial-reports>.

Cash and short-term investments held outside of the State Treasury are primarily held in financial institutions outside of the State. The Corporation considers all cash and investments with original maturities of three months or less to be cash equivalents.

Cash and cash equivalents for the purpose of the statement of cash flows include all cash and highly liquid investments with original purchased maturities of three months or less. Cash and cash equivalents also include the Corporation's equity in cash and cash equivalents and investments held in the State Treasury.

The State's investments are reported at fair value within the fair value hierarchy established by GAAP. Investments in mutual funds are reported at fair value based on quoted market prices. Investments in U.S. government obligations are reported at fair value based on quoted prices or other observable inputs, including pricing matrices.

Investments

Investments in U.S. government securities with maturities of one year or less when purchased are stated at cost, which approximate fair value. Certificates of deposits are stated at amortized cost. All other investments are reported at fair value as described below.

Fair Value Measurements

For financial assets reported at fair value, the Corporation defines fair value as the price that would be received to sell an asset in the principal or most advantageous market in an orderly transaction between market participants. The Corporation measures fair value using assumptions developed based on market data obtained from independent external sources and the reporting entity's own assumptions. The hierarchy is broken down into levels based on the reliability of the inputs as follows:

- **Level 1** – Quoted prices (unadjusted) in active markets for identical assets or liabilities.
- **Level 2** – Inputs other than quoted market prices included in Level 1 that are observable for an asset or liability, either directly or indirectly.
- **Level 3** – Unobservable inputs for an asset or liability reflecting the reporting entity's own assumptions. Level 3 inputs are used to measure fair value to the extent that observable Level 1 or Level 2 inputs are not available.

State of Hawaii
Hawaii Housing Finance and Development Corporation
(A Component Unit of the State of Hawaii)
Notes to Financial Statements
June 30, 2024

Inventories

Inventories consist of developments in progress and units available for sale. Developments in progress include construction in progress and land held for future development related to planned community projects – Villages of Kapolei (Oahu), Kamakana Villages of Keahuolu (West Hawaii), and Villages of Leialii (Maui). Costs included in developments in progress relate to the infrastructure construction for these planned community projects and costs related to the Corporation’s project at Waiahole Valley. Units available for sale include constructed units, developed lots, and repurchased units available for sale.

Inventories are stated at the lower of cost or estimated net realizable value. All estimated development, holding and disposition costs to the anticipated date of disposition are considered in the determination of estimated net realizable value. Based on management’s plans and intentions, estimated net realizable value represents management’s estimates of sales price less development, holding and disposition costs, assuming that the development and disposition occurs in the normal course of business. Write-downs for estimated losses on inventories are recorded to the extent total estimated costs exceed total estimated revenues for a project.

The recognition of gain from the sale of units is dependent on a number of factors relating to the nature of the property sold, the terms of the sale, and the future involvement of the Corporation in the property sold. If a real estate transaction does not meet established financial criteria, profit recognition is deferred and recognized under the installment or cost recovery method until such time as the criteria are met.

Receivables

Receivable balances are composed of mortgage loans receivable and tenant receivables from the various projects and funds within the Corporation. Mortgage loans receivable are primarily second mortgages from nonprofit organizations and for-profit developers for the development, pre-development, construction, acquisition, preservation, and substantial rehabilitation of rental housing units. Receivable amounts from tenants are related to rental arrangements. Allowance for doubtful accounts on receivables are typically established for any accounts over 90 days outstanding. As of June 30, 2024, there were allowances for mortgage loan receivables, tenant receivables and other receivables of approximately \$405,000, \$2,117,000 and \$136,000, respectively.

Interfund Receivables and Payables

During the course of operations, transactions occur between funds that may result in amounts owed between funds. Those related to transactions for goods and services are classified as “due to and from other funds.” See Note 18 for details of interfund transactions, including receivables and payables at fiscal year-end.

Capital Assets

Capital assets, which include land, building and improvements (including building improvements and leasehold improvements), furniture, fixtures and equipment, are reported in the applicable governmental or business-type activities in the government-wide financial statements and proprietary funds financial statements. The capitalization thresholds are \$5,000 for furniture, fixtures and equipment, and \$100,000 for land, building and improvements.

Purchased and constructed capital assets are valued at cost. Donated capital assets are recorded at their acquisition value at the date of donation.

State of Hawaii
Hawaii Housing Finance and Development Corporation
(A Component Unit of the State of Hawaii)
Notes to Financial Statements
June 30, 2024

Depreciation expense is recorded in the government-wide and proprietary funds financial statements utilizing the straight-line method over the assets’ estimated useful lives. No depreciation is recorded for land and land improvements. Generally, the useful lives are as follows:

	Governmental Activities	Proprietary Funds and Business-Type Activities
Buildings and improvements	25 years	10 – 40 years
Furniture, fixtures and equipment	7 years	5 – 10 years

Leases

Lessee

The Corporation has a policy to recognize a lease liability and a right-to-use lease asset (“lease asset”) in the government-wide financial statements. The Corporation recognizes lease liabilities with an initial, individual present value of \$100,000 or more for land and building leases, and \$25,000 or more for equipment and other leases with a lease term greater than one year. Variable payments based on future State performance of the lessee or usage of the underlying asset are not included in the measurement of the lease liability.

At the commencement of a lease, the Corporation initially measures the lease liability at the present value of payments expected to be made during the lease term. Subsequently, the lease liability is reduced by the principal portion of lease payments made.

Lease assets are recorded at the amount of the initial measurement of the lease liabilities and modified by any lease payments made to the lessor at or before the commencement of the lease term, less any lease incentives received from the lessor at or before the commencement of the lease term along with any initial direct costs that are ancillary charges necessary to place the lease assets into service.

Lease assets are amortized using the straight-line method over the shorter of the lease term or the useful life of the underlying asset, unless the lease contains a purchase option that the Corporation has determined is reasonably certain of being exercised. In this case, the lease asset is amortized over the useful life of the underlying asset.

Key estimates and judgments related to leases include how the Corporation determines (1) the discount rate it uses to discount the expected lease payments to present value, (2) lease term, and (3) lease payments.

- The Corporation uses the interest rate charged by the lessor as the discount rate. When the interest rate charged by the lessor is not provided, the Corporation generally uses its estimated incremental borrowing rate as the discount rate for leases.
- The lease term includes the noncancelable period of the lease. Lease payments included in the measurement of the lease liability are composed of fixed payments and purchase option price that the State is reasonably certain to exercise.

State of Hawaii
Hawaii Housing Finance and Development Corporation
(A Component Unit of the State of Hawaii)
Notes to Financial Statements
June 30, 2024

The Corporation monitors changes in circumstances that would require a remeasurement of its lease and will remeasure any lease asset and liability if certain changes occur that are expected to significantly affect the amount of the lease liability.

Lease assets are reported as right-to-use along with other capital assets, and lease liabilities are reported with long-term liabilities on the statement of net position.

Lessor

The Corporation is a lessor for leases of office and commercial space and land. The Corporation recognizes leases receivable and deferred inflows of resources in the financial statements.

Variable payments based on future performance of the lessee or usage of the underlying asset should not be included in the measurement of the lease receivable.

At the commencement of a lease, the Corporation initially measures the lease receivable at the present value of payments expected to be received during the lease term. Subsequently, the lease receivable is reduced by the principal portion of lease payments received. The deferred inflows of resources are initially measured as the initial amount of the lease receivable, adjusted for lease payments received at or before the lease commencement date. Subsequently, the deferred inflows of resources are recognized as revenue over the life of the lease term in a systematic and rational method.

Key estimates and judgments include how the Corporation determines (1) the lease represents an exchange or exchange-like transaction in accordance with GASB Statement No. 33, *Accounting and Financial Reporting for Nonexchange Transactions*, (2) the discount rate it uses to discount the expected lease receipts to present value, (3) lease term, and (4) lease receipts.

- As the Corporation's mission is to provide affordable housing to Hawaii residents, an exchange or exchange-like transaction represents lease rents greater than 50% of current fair market rents.
- The Corporation uses its estimated incremental borrowing rate as the discount rate for leases.
- The lease term includes the noncancelable period of the lease. Lease receipts included in the measurement of the lease receivable are composed of fixed payments from the lessee.

The Corporation monitors changes in circumstances that would require a remeasurement of its lease and will remeasure the lease receivable and deferred inflows of resources if certain changes occur that are expected to significantly affect the amount of the lease receivable.

Subscription Assets

Subscription assets are recognized at the subscription commencement date and represent the Corporation's underlying IT asset for the subscription term. Subscription assets are measured at the initial value of the payments made to the vendor at the commencement of the subscription term, less any subscription incentives received from the vendor at or before the commencement of the subscription term, plus any capitalizable initial implementation costs necessary to place the subscription asset into service. Subscription assets are amortized over the shorter of the subscription term or useful life of the underlying asset using the straight-line method.

State of Hawaii
Hawaii Housing Finance and Development Corporation
(A Component Unit of the State of Hawaii)
Notes to Financial Statements
June 30, 2024

Due from State and Due to State

Due from State are amounts that have been allotted to the Corporation from the State General Fund and General Obligation Bond Fund. Due to State are unexpended amounts from the Homeowner Assistance Fund Program. Any funds unused by the Program will be returned to the State Department of Budget and Finance.

Deferred Outflows of Resources and Deferred Inflows of Resources

Deferred outflows (inflows) of resources represent a consumption (acquisition) of net assets that apply to a future period. Except for the Corporation’s contributions to the pension and other postemployment benefits (“OPEB”) plans subsequent to the measurement date of the actuarial valuations for the pension and OPEB plans which will be recognized as a reduction of the net pension and net OPEB liability in the subsequent fiscal year and the deferred outflows or inflows of resources for the net difference between projected actual earnings on plan investments which are amortized over five years, the deferred outflow and inflow of resources related to pension and OPEB resulted from differences between expected and actual experiences, changes in assumptions, and changes in proportion on pension plan investments, which will be amortized over the average remaining service lives of plan members.

The Corporation defers recognition of certain lease income for lease receivables and recognizes income over the lease term.

Unearned Revenues

Unearned revenues at the fund level and government-wide level arise when the Corporation receives resources before it has a legal claim to them. In subsequent periods, when the revenue recognition criteria are met or when the Corporation has a legal claim to the resources, the liability for unearned revenue is removed from the statement of net position and revenue is recognized.

Accrued Vacation

Vacation leave accumulates at a rate of one and three-quarters working days for each month of service. Accumulation of such vacation credits is limited to 720 hours at calendar year-end and is convertible to pay upon termination of employment. Liabilities for accumulated unpaid vacation are accrued at the end of each accounting period utilizing current salary rates. Such vacation credits are recorded as other accrued expenses in the government-wide and the proprietary funds financial statements at the balance sheet date. Accumulated unpaid vacation estimated to be used or paid during the next year is approximately \$269,000. Accrued vacation, which is included in other accrued expenses in the statement of net position, changed during fiscal year 2024 as follows:

Balance at July 1, 2023	\$ 773,000
Additions	453,000
Reductions	(347,000)
Balance at June 30, 2024	<u>\$ 879,000</u>

Accumulated Sick Leave Pay

Sick leave accumulates at the rate of one and three-quarters working days for each month of service without limitation. Generally, sick leave may be taken only in the event of illness and is not convertible to pay upon termination of employment. However, a State employee who retires or leaves government service in good standing with 60 days or more of unused sick leave is entitled to additional service credit in the Employees’

State of Hawaii
Hawaii Housing Finance and Development Corporation
(A Component Unit of the State of Hawaii)
Notes to Financial Statements
June 30, 2024

Retirement System of the State of Hawaii (“ERS”). Accumulated unpaid sick leave at June 30, 2024 amounted to approximately \$2,306,000.

Postemployment Benefits Other than Pensions

The actuarial valuation of the Hawaii Employer-Union Health Benefits Trust Fund (“EUTF”) does not provide OPEB information by department or agency. Accordingly, the State’s policy on the accounting and reporting for OPEB is to allocate a portion of the State’s net OPEB liability, and any adjustment to the net OPEB liability, to component units and proprietary funds that are reported separately in stand-alone financial statements or in the State’s ACFR. The State allocates annual OPEB expense to component units and proprietary funds based on their proportionate percentage of the State’s total contribution to the EUTF plan.

For purposes of measuring the net OPEB liability, deferred outflows of resources and deferred inflows of resources related to OPEB and OPEB expense, information about the fiduciary net position of the EUTF, and additions to/deductions from the EUTF’s fiduciary net position have been determined on the same basis as they are reported by the EUTF. For this purpose, benefit payments are recognized when due and payable in accordance with the benefit terms. Investments are reported at their fair value.

Pension Benefits

The actuarial valuation of the ERS does not provide pension benefits information by department or agency. Accordingly, the State’s policy on the accounting and reporting for pension benefits is to allocate a portion of the State’s net pension liability, and any adjustment to the net pension liability, to component units and proprietary funds that are reported separately in stand-alone financial statements or in the State’s ACFR. The State allocates annual pension expense to component units and proprietary funds based on their proportionate percentage of the State’s total covered payroll.

For purposes of measuring the net pension liability, deferred outflows of resources and deferred inflows of resources related to pensions and pension expense, information about the fiduciary net position of the ERS, and additions to/deductions from the ERS’s fiduciary net position have been determined on the same basis as they are reported by the ERS. For this purpose, benefit payments (including refunds of employee contributions) are recognized when due and payable in accordance with benefit terms. Investments are reported at their fair value.

Risk Management

Liabilities related to certain types of losses (including torts, theft of, damage to, or destruction of assets, errors or omissions, natural disasters, and injuries to employees) are reported when it is probable that the losses have occurred and the amount of those losses can be reasonably estimated.

Governmental Fund Balances

The Corporation accounts for governmental fund balances through a hierarchical fund balance classification structure based primarily on the extent to which a government is bound to follow constraints on how resources can be spent. Classifications include:

- **Restricted** – Balances that are restricted for specific purposes by external parties such as creditors, grantors, or other governments.

State of Hawaii
Hawaii Housing Finance and Development Corporation
(A Component Unit of the State of Hawaii)
Notes to Financial Statements
June 30, 2024

- **Committed** – Balances that can only be used for specific purposes pursuant to constraints imposed by formal action of the State legislature and the Corporation’s Board of Directors. The same formal action is required to rescind the commitment, except for Board actions where authority is delegated to the Corporation’s Executive Director.
- **Assigned** – Balances that are constrained by management to be used for specific purposes, but are neither restricted nor committed.
- **Unassigned** – Residual balances that are not contained in the other classifications.

The fund balance of the TCAP was restricted for use in the construction of qualified low-income buildings for which a housing credit agency has made an allocation of low-income housing credits under Section 42 of the Internal Revenue Code.

The fund balance of the General Obligation Bond Fund was committed to finance the development or rehabilitation of affordable housing.

The fund balance of the HOME Investment Partnership Program was restricted to provide affordable housing to residents of the State.

The fund balance of the General Fund was committed for information technology improvements authorized by Act 236, SLH 2022, and Hale O Laie project operation expenditures.

Use of Estimates

In preparing financial statements in conformity with GAAP, management is required to make estimates and assumptions that affect the reported amounts in the financial statements and accompanying notes. Actual results may differ from those estimates.

New Accounting Pronouncements

GASB Statement No. 99

The GASB issued Statement No. 99, *Omnibus*. The primary objectives of this Statement are to enhance comparability in accounting and financial reporting and to improve the consistency of authoritative literature by addressing practice issues that have been identified during implementation and application of certain GASB Statements. Certain requirements of this Statement were effective immediately, while other requirements are effective for fiscal years beginning after June 15, 2022 and June 15, 2023, respectively. The requirements of this Statement did not have a material effect on the Corporation’s financial statements.

GASB Statement No. 100

The GASB issued Statement No. 100, *Accounting Changes and Error Corrections – an amendment of GASB Statement No. 62*. The primary objective of this Statement is to enhance accounting and financial reporting requirements for accounting changes and error corrections to provide more understandable, reliable, relevant, consistent and comparable information for making decisions or assessing accountability. The Corporation adopted this Statement effective July 1, 2023. Adoption of this Statement did not have a material impact on the Corporation’s financial statements.

State of Hawaii
Hawaii Housing Finance and Development Corporation
(A Component Unit of the State of Hawaii)
Notes to Financial Statements
June 30, 2024

GASB Statement No. 101

The GASB issued Statement No. 101, *Compensated Absences*. The primary objective of the Statement is to better meet the information needs of financial statement users by updating the recognition and measurement guidance for compensated absences. The requirements of this Statement are effective for reporting periods beginning after December 15, 2023. The Corporation has not determined the effect this Statement will have on its financial statements.

GASB Statement No. 102

The GASB issued Statement No. 102, *Certain Risk Disclosures*. The primary objective of the Statement is to provide users of government financial statements with information about risks related to a government’s vulnerabilities due to certain concentrations or constraints that is essential to their analyses for making decisions or assessing accountability. The requirements of this Statement are effective for reporting periods beginning after June 15, 2024. The Corporation has not determined the effect this Statement will have on its financial statements.

GASB Statement No. 103

The GASB issued Statement No. 103, *Financial Reporting Model Improvements*. The primary objective of the Statement is to improve key components of the financial reporting model to enhance its effectiveness in providing information that is essential for decision making and assessing a government’s accountability. The requirements of this Statement are effective for reporting periods beginning after June 15, 2025. The Corporation has not determined the effect this Statement will have on its financial statements.

GASB Statement No. 104

The GASB issued Statement No. 104, *Disclosure of Certain Capital Assets*. The primary objective of the Statement is to improve users of government financial statements with essential information about certain types of capital assets. The requirements of this Statement are effective for reporting periods beginning after June 15, 2025. The Corporation has not determined the effect this Statement will have on its financial statements.

2. Deposits

At June 30, 2024, total cash and cash equivalents reported in the statement of net position consisted of the following:

	Governmental Activities	Business-Type Activities	Total
Equity in cash and cash equivalents and investments in State Treasury	\$ 1,429,977	\$1,073,111,810	\$1,074,541,787
Cash in banks (book balance)	81,861	1,327,410	1,409,271
Cash held by third parties	940,814	-	940,814
Restricted cash and cash equivalents held by trustee	-	23,845,519	23,845,519
Restricted deposits held in escrow	-	1,089,287	1,089,287
Total cash and cash equivalents	<u>\$ 2,452,652</u>	<u>\$1,099,374,026</u>	<u>\$1,101,826,678</u>

State of Hawaii
Hawaii Housing Finance and Development Corporation
(A Component Unit of the State of Hawaii)
Notes to Financial Statements
June 30, 2024

The bank balance of cash in bank was approximately \$916,000, of which \$544,000 was covered by federal deposit insurance. As of June 30, 2024, Level 1 inputs were used to determine the fair value of the money market funds that are included in cash and cash equivalents. The fair value of equity in investments in State Treasury is described in Note 1.

3. Investments

Investments at June 30, 2024 are summarized by maturity (in years) as follows:

	Less than 1	Greater than 1 and up to 5	Greater than 5 and up to 10	Greater than 10 and up to 15	Greater than 15	Reported Value
Mortgage-backed securities	<u>\$ 39,625</u>	<u>\$ 988,438</u>	<u>\$ 1,676,026</u>	<u>\$ 3,045,795</u>	<u>\$ 11,811,621</u>	<u>\$ 17,561,505</u>

Investments summarized in the table above are reflected in the statement of net position as investments held by trustee under revenue bond program.

As of June 30, 2024, Level 2 inputs were used to determine the fair value of mortgage-backed securities.

The risks related to the Corporation’s investments are as follows:

- **Interest Rate Risk** – The Corporation does not have a formal investment policy that limits investment maturities as a means of managing its exposure to fair value losses arising from increasing interest rates.
- **Credit Risk** – The revenue bond funds’ trust indentures authorize the trustee to invest in certificates of deposit, money market funds, U.S. government or agency obligations, and repurchase agreements. The Corporation has no investment policy that would further limit its investment decisions. As of June 30, 2024, Federal National Mortgage Association (“FNMA”) mortgage-backed securities were rated AA+, Aaa, and AA+ by Standard & Poor’s Rating Services, Moody’s Investors Service, and Fitch, respectively. Money market funds are not rated. Certificates of deposit and securities of the Government National Mortgage Association are not considered to have credit risk exposure.
- **Concentration of Credit Risk** – The Corporation has no limit on the amount the Corporation may invest in any one issuer. As of June 30, 2024, the Corporation’s investments were primarily with the FNMA and represent 98% of the Corporation’s total investments.
- **Custodial Risk** – For an investment, custodial risk is the risk that, in the event of the failure of the counterparty, the Corporation will not be able to recover the value of its investments or collateral securities that are in the possession of an outside party. The Corporation’s investments that are uninsured and unregistered are held by the Corporation’s trust agent in the Corporation’s name. The Corporation monitors the fair value of these securities and obtains additional collateral when appropriate.

State of Hawaii
Hawaii Housing Finance and Development Corporation
(A Component Unit of the State of Hawaii)
Notes to Financial Statements
June 30, 2024

4. Mortgage Loans and Notes and Loans Receivable

Mortgage loans and notes and loans receivable at June 30, 2024 comprised the following:

	Mortgage Loans	Notes and Loans
Mortgage loans bearing interest up to 5.50%, maturing at various dates through 2081	\$ 896,422,643	\$ -
Promissory notes bearing interest up to 5.00%, maturing at various dates through 2071	-	100,528,004
Non-interest bearing promissory notes, maturing at various dates through 2066	-	9,861,610
Allowance for loan losses	<u>(405,020)</u>	<u>-</u>
	896,017,623	110,389,614
Less: Current portion	<u>(536,562)</u>	<u>(11,259,622)</u>
Noncurrent portion	<u>\$ 895,481,061</u>	<u>\$ 99,129,992</u>

Mortgage and development loans are collateralized by real property. The mortgage loans of the revenue bond funds are also subject to primary mortgage and mortgage pool insurance coverage that, subject to aggregate loss limitations, reimburses the Corporation for all losses incurred, if any, from the disposition of real property acquired through foreclosure.

The promissory notes are collateralized by a second mortgage on the improvements of Kukui Gardens (see Note 14). The non-interest bearing notes are collateralized by real property.

5. Leases

Lessee

The Corporation leases office building space under a noncancelable operating lease expiring in 2049. The lease has fixed rent payments through August 2023 with no minimum rent due through lease expiration. The related right-to-use lease asset, lease liability, rent expense, and future minimum lease payments were not material for the year ended June 30, 2024.

Lessor

The Corporation leases land with a carrying value to various developers and home buyers. The lease receivable as of June 30, 2024 was approximately \$4,667,000. Deferred inflows related to these leases were approximately \$4,478,000 as of June 30, 2024. Interest revenue recognized on these leases was approximately \$188,000 for the year ended June 30, 2024. Principal receipts of approximately \$374,000 were recognized during the fiscal year. The interest rate on the leases range from 2.87% – 4.57%. The leases expire at various dates through 2055.

6. Subscription Assets

The Corporation recognized a subscription-based information technology arrangement contract for the use of software in 2023. As of June 30, 2024, the net book value of the subscription asset was approximately \$35,000.

State of Hawaii
Hawaii Housing Finance and Development Corporation
(A Component Unit of the State of Hawaii)
Notes to Financial Statements
June 30, 2024

The subscription was prepaid and therefore no liability is recorded. The subscription asset is amortized over a five-year period through March 2028. The subscription asset is recorded in Capital Assets (see Note 7).

7. Capital Assets

Capital assets activity, including subscription assets, for the year ended June 30, 2024 was as follows:

	Balance at July 1, 2023	Additions	Disposals	Balance at June 30, 2024
Governmental activities				
Depreciable assets				
Furniture, fixtures and equipment	\$ 108,693	\$ 111,385	\$ -	\$ 220,078
Subscription asset	43,200	-	-	43,200
	<u>151,893</u>	<u>111,385</u>	<u>-</u>	<u>263,278</u>
Accumulated depreciation and amortization				
Furniture, fixtures and equipment	(108,693)	(6,721)	-	(115,414)
Subscription asset	-	(8,640)	-	(8,640)
	<u>(108,693)</u>	<u>(15,361)</u>	<u>-</u>	<u>(124,054)</u>
Governmental activities capital assets, net	<u>\$ 43,200</u>	<u>\$ 96,024</u>	<u>\$ -</u>	<u>\$ 139,224</u>
Business-type activities				
Depreciable assets				
Buildings and improvements	\$ 4,452,477	\$ 49,345,847	\$ -	\$ 53,798,324
Furniture, fixtures and equipment	738,024	20,730	-	758,754
	<u>5,190,501</u>	<u>49,366,577</u>	<u>-</u>	<u>54,557,078</u>
Accumulated depreciation				
Building and improvements	(3,547,541)	(1,236,588)	-	(4,784,129)
Furniture, fixtures and equipment	(352,779)	(112,548)	-	(465,327)
	<u>(3,900,320)</u>	<u>(1,349,136)</u>	<u>-</u>	<u>(5,249,456)</u>
	1,290,181	48,017,441	-	49,307,622
Land	<u>82,705,420</u>	<u>7,484,227</u>	<u>-</u>	<u>90,189,647</u>
Business-type activities capital assets, net	<u>\$ 83,995,601</u>	<u>\$ 55,501,668</u>	<u>\$ -</u>	<u>\$ 139,497,269</u>

For the year ended June 30, 2024, approximately \$15,000 and \$1,349,000 of depreciation and amortization expense was charged to the governmental activities and business-type activities, respectively.

At June 30, 2024, capital assets for the proprietary funds consisted of the following:

	Single Family					Total
	Rental Housing Revolving Fund	Dwelling Unit Revolving Fund	Mortgage Purchase Revenue Bond Fund	Housing Finance Revolving Fund	Other Enterprise Funds	
Buildings and improvements	\$ 86,683	\$ 53,520,342	\$ 28,097	\$ 98,041	\$ 65,161	\$ 53,798,324
Furniture, fixtures and equipment	90,345	434,771	45,680	109,186	78,772	758,754
	177,028	53,955,113	73,777	207,227	143,933	54,557,078
Less: Accumulated depreciation	<u>(73,246)</u>	<u>(4,980,794)</u>	<u>(40,759)</u>	<u>(89,701)</u>	<u>(64,956)</u>	<u>(5,249,456)</u>
	103,782	48,974,319	33,018	117,526	78,977	49,307,622
Land	-	90,189,647	-	-	-	90,189,647
Net capital assets	<u>\$ 103,782</u>	<u>\$ 139,163,966</u>	<u>\$ 33,018</u>	<u>\$ 117,526</u>	<u>\$ 78,977</u>	<u>\$ 139,497,269</u>

State of Hawaii
Hawaii Housing Finance and Development Corporation
(A Component Unit of the State of Hawaii)
Notes to Financial Statements
June 30, 2024

8. Revenue Bond Fund – Reserve Requirements

Under the trust indentures between the Corporation and the trustee for the Single Family Mortgage Purchase revenue bonds, investment assets and cash are required to be held by the trustee in various accounts and funds, including debt service reserve accounts, loan funds, and mortgage loan reserve funds. The uses of these assets are restricted by the terms of the trust indentures.

At June 30, 2024, the following debt service reserves and mortgage loan reserves were required by the trust indentures in the Single Family Mortgage Purchase Revenue Bond Fund:

Debt service reserve requirements	\$ 323,000
Mortgage loan reserve requirements	<u>240,000</u>
	<u>\$ 563,000</u>

At June 30, 2024, approximately \$498,000 and \$1,322,000 of investment securities were being held in the debt service reserve and mortgage loan reserve funds, respectively, and are included in assets held by trustee in the statement of net position.

The trust indenture agreement also requires that the mortgage loan reserves for the Single Family Mortgage Purchase Revenue Bond Fund be funded from other than bond proceeds and, accordingly, the reserves have been funded by commitment fees at June 30, 2024.

9. Note Payable

The Dwelling Unit Revolving Fund has a mortgage note payable to the U.S. Department of Agriculture Office of Rural Development. The note was originated in October 1994, and is payable in monthly installments of approximately \$1,300, including annual interest at 1.0%, due in April 2027. The note is collateralized by property and rental receipts and is subject to certain covenants, including requirements to fund reserve account. Additionally, the terms of the note prohibit the Project from incurring additional liabilities other than those arising from current operating expenses. In the event of default, the lender may declare the remaining loan balance to be immediately due and payable, take possession of the property, foreclose the mortgage, or exercise other options stated in the loan agreement.

Principal and interest payments on the mortgage note payable are settled through the application of monthly rental subsidies received from the USDA. For the year ended June 30, 2024, such rental subsidies applied, which are accounted for as rental revenue, approximated \$15,000.

Note payable activity during the year was as follows:

	Balance at			Balance at	Current
	July 1, 2023	Additions	Reductions	June 30, 2024	Portion
Note payable	<u>\$ 56,621</u>	<u>\$ -</u>	<u>\$ (14,870)</u>	<u>\$ 41,751</u>	<u>\$ 15,021</u>

State of Hawaii
Hawaii Housing Finance and Development Corporation
(A Component Unit of the State of Hawaii)
Notes to Financial Statements
June 30, 2024

The aggregate annual approximate debt service requirement of the mortgage note payable is as follows:

	Principal	Interest	Total
Years ending June 30,			
2025	\$ 15,000	\$ 1,000	\$ 16,000
2026	15,000	-	15,000
2027	12,000	-	12,000
	<u>\$ 42,000</u>	<u>\$ 1,000</u>	<u>\$ 43,000</u>

10. Single Family Mortgage Purchase Revenue Bonds Payable

Through June 30, 2024, approximately \$1.9 billion of revenue bonds have been issued. The revenue bonds are payable from and collateralized by the revenues and other monies and assets of the revenue bond funds and other assets of the Corporation pledged under the indentures.

Single Family Mortgage Purchase revenue bonds payable at June 30, 2024 consisted of the following issuance:

2013 Series A	
Term bonds maturing in 2025 through 2027 (2.60%)	<u>\$ 3,230,554</u>

The Single Family Mortgage Purchase revenue bonds with designated maturity dates may be redeemed at the option of the Corporation. The revenue bonds may also be redeemed without premium prior to maturity, at the option of the Corporation, as funds become available from undisbursed bond proceeds, principal payments, and prepayments of mortgages, excess amounts in the debt service reserve account, or excess revenues (as defined in the bond indentures).

There were no early redemptions during the year ended June 30, 2024.

Revenue bonds activity during the year was as follows:

	Balance at July 1, 2023	Additions	Reductions	Balance at June 30, 2024
Single Family Mortgage Purchase	<u>\$ 3,685,094</u>	<u>\$ -</u>	<u>\$ (454,540)</u>	\$ 3,230,554
Less: Current portion				<u>(1,055,000)</u>
				<u>\$ 2,175,554</u>

The approximate annual debt service requirements through June 30, 2027 for revenue bonds are as follows:

	Principal	Interest	Total
Years ending June 30,			
2025	\$ 1,055,000	\$ 69,000	\$ 1,124,000
2026	1,082,000	41,000	1,123,000
2027	1,094,000	13,000	1,107,000
	<u>\$ 3,231,000</u>	<u>\$ 123,000</u>	<u>\$ 3,354,000</u>

State of Hawaii
Hawaii Housing Finance and Development Corporation
(A Component Unit of the State of Hawaii)
Notes to Financial Statements
June 30, 2024

Interest on the Corporation’s Single Family Mortgage Purchase revenue bonds is considered gross income for federal income tax purposes and is not subject to rebates due to the U.S. Treasury.

Interest expense of approximately \$89,000 was included as direct function expenses in the government-wide statement of activities during the year ended June 30, 2024.

In the event of default, as defined in the bond indenture, the bond trustee may, by giving 30 days written notice to the Corporation, declare the principal and interest on all bonds outstanding to be due and payable immediately, subject to remedies provided in the indenture.

11. Changes in Other Long-Term Liabilities

The following is a summary of changes in long-term liabilities, other than note payable and revenue bonds payable, included in the business-type activities during the year ended June 30, 2024:

	Balance at			Balance at	Current
	July 1, 2023	Additions	Reductions	June 30, 2024	Portion
Unearned income	\$ 20,812,681	\$ 1,012,222	\$ (1,456,535)	\$ 20,368,368	\$ 423,279
Lease incentive liability	830,819	-	(144,094)	686,725	-
Unrealized gain on sale of units and land	1,743,437	-	-	1,743,437	-
Net OPEB liability	8,422,997	439,628	(513,377)	8,349,248	-
Net pension liability	10,050,879	1,870,304	(1,102,811)	10,818,372	-
	<u>\$ 41,860,813</u>	<u>\$ 3,322,154</u>	<u>\$ (3,216,817)</u>	<u>\$ 41,966,150</u>	<u>\$ 423,279</u>

12. Conduit Debt Obligations

From time to time, the Corporation has issued revenue bonds to provide financial assistance to private sector entities for the acquisition and rehabilitation of affordable multifamily rental housing developments. These bonds are special limited obligations of the Corporation, payable solely from and collateralized by a pledge of payments on the mortgage-backed securities. Neither the Corporation, the State, nor any political subdivision thereof is obligated in any manner for repayment of the bonds.

As of June 30, 2024, conduit debt obligations outstanding amounted to approximately \$572,764,000.

13. Commitments and Contingencies

Construction Contracts

At June 30, 2024, the Dwelling Unit Revolving Fund (“DURF”) had outstanding commitments to expend approximately \$34,263,000 for land development and the construction and renovation of housing projects.

Loan Commitments

At June 30, 2024, the Rental Housing Revolving Fund and DURF had aggregate outstanding loan commitments of approximately \$76,465,000 and \$6,399,000, respectively.

Rental Subsidy Commitments

At June 30, 2024, the Rental Assistance Revolving Fund had aggregate outstanding rental subsidy commitments of approximately \$20,111,000.

State of Hawaii
Hawaii Housing Finance and Development Corporation
(A Component Unit of the State of Hawaii)
Notes to Financial Statements
June 30, 2024

Development Costs

The Kapolei development project primarily consists of eight residential villages, a golf course, and certain commercial parcels spread over approximately 888 acres of land. As of June 30, 2024, all but 20 acres of remnant residential and business mixed-use parcels have been developed and sold. The estimated future cost of development for this project is an outstanding commitment in the amount of approximately \$60,948,000. This commitment is primarily for the completion of certain infrastructure improvements for this project. Of this commitment, approximately \$14,312,000 has been entered into via various construction contracts. As of June 30, 2024, the construction has not yet been completed.

Additionally, the Corporation has been in the process of developing two master planned communities on the neighbor islands. The Villages of Leialii in West Maui is located on public trust (ceded) land owned by the State. As of June 30, 2024, the Corporation still has development rights for most of the Leialii project and development costs related to Leialii were approximately \$9,224,000 as of June 30, 2024.

In 2008, the Corporation embarked on the development of another master planned community on non-ceded land in West Hawaii, named the Kamakana Villages at Keahuolu. On March 31, 2009, the Corporation entered into a development agreement and a related loan agreement to finance necessary predevelopment, planning and infrastructure costs with a master plan developer. The master plan developer successfully obtained numerous development entitlements and rights under related agreements (collectively, the "entitlements"). In fiscal year 2018, the Corporation and the master plan developer agreed to terminate all of their rights, duties and obligations to each other under the development agreement with certain entitlements assigned and assumed by the Corporation with consideration of certain outstanding loan balances deemed repaid in full, which amounted to approximately \$21,918,000. Additionally, a portion of the development agreement and outstanding loan balance was transferred to another plan developer for completion of the Manawalea Street Extension, which was completed in fiscal year 2023 and dedicated to the County. As of June 30, 2024, development costs related to Kamakana Villages of Keahuolu were approximately \$22,300,000.

Also, the Corporation has other development costs and dwelling units of approximately \$6,091,000 as of June 30, 2024.

Torts and Litigation

The Corporation is involved in various actions, the outcome of which, in the opinion of management, will not have a material adverse effect on the Corporation's financial position. Losses, if any, are either covered by insurance or will be paid from legislative appropriations of the State's general fund.

In August 2023, wildfires intensified by heavy winds destroyed nearly all of Lahaina, Maui. As a result of these wildfires, claims have been filed against the Corporation and other entities. The State and other defendants have agreed to an approximately \$4.04 billion global settlement in mediation, which is currently going subrogation. The judgments against the Corporation are judgments against the State and would be funded from legislative appropriation of the State's general fund.

As for other matters related to the wildfire destruction, management is currently determining the impact on the Corporation's operations.

State of Hawaii
Hawaii Housing Finance and Development Corporation
(A Component Unit of the State of Hawaii)
Notes to Financial Statements
June 30, 2024

Insurance

The State maintains certain insurance coverage to satisfy the bond indenture agreements as well as for other purposes, but is substantially self-insured for all other perils including workers' compensation. The State records a liability for risk financing and insurance related losses, including incurred but not reported, if it is determined that a loss has been incurred and the amount can be reasonably estimated. The State retains various risks and insures certain excess layers with commercial insurance companies. Relevant disclosures are included in the State ACFR. At June 30, 2024, the State recorded an estimated loss for workers' compensation, automobile, and general liability claims as long-term liabilities as the losses will not be liquidated with currently expendable available financial resources. The estimated losses will be paid from legislative appropriations of the State's general fund. The Corporation's portion of the State's workers' compensation liability was not material at June 30, 2024.

14. Kukui Gardens

On December 18, 2007, the Corporation purchased a portion of Kukui Gardens (the "Project"), an affordable housing project in Honolulu, Hawaii, for approximately \$59,569,000. Concurrent with DURF's purchase of the Project, DURF sold the Project's improvements (including apartment units) and operating cash of approximately \$38,527,000 to Kukui EAH/DGI Associates, L.P. ("EAH"), an unrelated third party, for no gain or loss, and leased the underlying land of approximately \$21,042,000 to EAH pursuant to the terms of a 65-year land lease that expires on December 18, 2072.

To assist in financing the acquisition and redevelopment of the Project, the State contributed \$25,000,000 to DURF during December 2007. Additionally, the Multifamily Housing Revenue Bond Fund issued \$45,000,000 of revenue bonds to provide conduit financing to EAH for their acquisition of the Project's improvements and operating cash, as well as to provide capital for rental operations and the planned renovation of the apartment units. Upon completion of the renovations, \$34,605,000 of the bonds was scheduled to be redeemed, leaving \$10,395,000 of bonds outstanding to their stated maturity. In 2010, due to unfavorable global economic conditions, EAH requested and Citicorp Municipal Mortgage Inc., bondholder, agreed to increase the unredeemed bond balance by \$3,270,000 to \$13,665,000, which decreased the redemption at conversion to \$31,335,000 from \$34,605,000. In May 2012, the Project was completed and a payment of \$31,335,000 was received. As of June 30, 2024, the conduit debt obligations of and notes receivable from EAH related to the project amounted to approximately \$11,561,000 and \$11,466,000, respectively. Currently, \$2,821,000 of the conduit debt obligation bears interest at a fixed rate of 6.25% and matures through January 2042, while the remaining \$8,740,000 bears interest at a rate of 4.78% and matures annually through January 2042. The conduit debt obligation includes monthly payments of principal and interest with principal payments that range from approximately \$15,000 to \$16,000. Any unpaid principal and accrued interest, together with any other expenses, are due upon maturity.

Additionally, EAH executed three promissory notes to DURF in an aggregate amount of \$29,055,000, including approximately \$4,055,000 related to cash advanced from DURF to EAH and \$25,000,000 related to the terms of the land lease. Additionally, DURF recorded \$25,000,000 of unearned income on the accompanying statement of net position related to this transaction. The unearned income will be amortized to rental income on a straight-line basis and the notes receivable will be reduced as cash is collected. Unearned income at June 30, 2024 related to the Project was approximately \$18,635,000. The notes bear interest at 4.72% and are for a term of 58 years, with a final maturity date of December 17, 2065. Repayment of the notes is distributed into three periods as follows: (1) December 18, 2007 to December 31, 2012, no payments due; (2) January 1, 2013 to December 31, 2042, beginning April 1, 2013, 85% of the

State of Hawaii
Hawaii Housing Finance and Development Corporation
(A Component Unit of the State of Hawaii)
Notes to Financial Statements
June 30, 2024

residual cash flow generated by the rental operations of the Project after expenses, as defined; and (3) January 1, 2043 to December 17, 2065, beginning April 1, 2043, 90% of the residual cash flow generated by the rental operations of the Project after expenses, as defined, with any unpaid principal sum and accrued interest together with any other costs, expenses, and other charges due to be paid at maturity.

EAH also executed a promissory note to DURF for \$26,000,000 in September 2009 to assist EAH in rehabilitating the property. The note bears no interest and is for a term of 56 years, with a final maturity date of December 17, 2065. Repayment of the note is distributed into three periods as follows: (1) September 1, 2009 to December 31, 2012, no payments due; (2) January 1, 2013 to December 31, 2042, beginning April 1, 2013, 85% of the residual cash flow generated by the rental operations of the Project after expenses, as defined; and (3) January 1, 2043 to December 17, 2065, beginning April 1, 2043, 90% of the residual cash flow generated by the rental operations of the Project after expenses, as defined, with any unpaid principal sum and accrued interest together with any other costs, expenses, and other charges due to be paid at maturity.

During the year ended June 30, 2024, DURF recognized approximately \$2,500,000 of interest income related to the outstanding promissory notes. As of June 30, 2024, DURF has recorded approximately \$25,400,000 of interest income receivable related to the outstanding promissory notes.

15. Pension Plan

Plan Description

Generally, all full-time employees of the State and counties are required to be members of the ERS, a cost-sharing multiple-employer defined benefit pension plan that administers the State's pension benefits program. Benefits, eligibility and contribution requirements are governed by HRS Chapter 88 and can be amended through legislation. The ERS issues publicly available annual financial reports that can be obtained at the ERS website: <http://ers.ehawaii.gov/resources/financials>.

Benefits Provided

The ERS Pension Trust is comprised of three pension classes for membership purposes and considered to be a single plan for accounting purposes since all assets of the ERS may legally be used to pay the benefits of any of the ERS members or beneficiaries. The ERS provides retirement, disability and death benefits with three membership classes known as the noncontributory, contributory and hybrid retirement plans. The three classes provide a monthly retirement allowance equal to the benefit multiplier (generally 1.25% to 2.25%) multiplied by the average final compensation multiplied by years of credited service. Average final compensation for members hired prior to July 1, 2012 is an average of the highest salaries during any three years of credited service, excluding any salary paid in lieu of vacation for members hired January 1, 1971 or later and the average of the highest salaries during any five years of credited service including any salary paid in lieu of vacation for members hired prior to January 1, 1971. For members hired after June 30, 2012, average final compensation is an average of the highest salaries during any five years of credited service excluding any salary paid in lieu of vacation.

Each retiree's original retirement allowance is increased on each July 1 beginning the calendar year after retirement. Retirees first hired as members prior to July 1, 2012 receive a 2.5% increase each year of their original retirement allowance without a ceiling. Retirees first hired as members after June 30, 2012 receive a 1.5% increase each year of their original retirement allowance without a ceiling. The annual increase is not compounded.

State of Hawaii
Hawaii Housing Finance and Development Corporation
(A Component Unit of the State of Hawaii)
Notes to Financial Statements
June 30, 2024

The following summarizes the provisions relevant to the largest employee groups of the respective membership class. Retirement benefits for certain groups, such as police officers, firefighters, some investigators, sewer workers, judges, and elected officials, vary from general employees.

Noncontributory Class

- *Retirement Benefits* – General employees’ retirement benefits are determined as 1.25% of average final compensation multiplied by the years of credited service. Employees with ten years of credited service are eligible to retire at age 62. Employees with 30 years of credited service are eligible to retire at age 55.
- *Disability Benefits* – Members are eligible for service-related disability benefits regardless of length of service and receive a lifetime pension of 35% of their average final compensation. Ten years of credited service are required for ordinary disability. Ordinary disability benefits are determined in the same manner as retirement benefits but are payable immediately, without an actuarial reduction, and at a minimum of 12.5% of average final compensation.
- *Death Benefits* – For service-connected deaths, the surviving spouse/reciprocal beneficiary receives a monthly benefit of 30% of the average final compensation until remarriage or re-entry into a new reciprocal beneficiary relationship. Additional benefits are payable to surviving dependent children up to age 18. If there is no spouse/reciprocal beneficiary or surviving dependent children, no benefit is payable.

Ordinary death benefits are available to employees who were active at time of death with at least ten years of credited service. The surviving spouse/reciprocal beneficiary (until remarriage/re-entry into a new reciprocal beneficiary relationship) and surviving dependent children (up to age 18) receive a benefit equal to a percentage of the member’s accrued maximum allowance unreduced for age or, if the member was eligible for retirement at the time of death, the surviving spouse/reciprocal beneficiary receives 100% joint and survivor lifetime pension and the surviving dependent children receive a percentage of the member’s accrued maximum allowance unreduced for age.

Contributory Class for Members Hired Prior to July 1, 2012

- *Retirement Benefits* – General employees’ retirement benefits are determined as 2% of average final compensation multiplied by the years of credited service. General employees with five years of credited service are eligible to retire at age 55.
- *Disability Benefits* – Members are eligible for service-related disability benefits regardless of length of service and receive a one-time payment of the member’s contributions and accrued interest plus a lifetime pension of 50% of their average final compensation. Ten years of credited service are required for ordinary disability. Ordinary disability benefits are determined as 1.75% of average final compensation multiplied by the years of credited service but are payable immediately, without an actuarial reduction, and at a minimum of 30% of average final compensation.

State of Hawaii
Hawaii Housing Finance and Development Corporation
(A Component Unit of the State of Hawaii)
Notes to Financial Statements
June 30, 2024

- *Death Benefits* – For service-connected deaths, the surviving spouse/reciprocal beneficiary receives a lump sum payment of the member’s contributions and accrued interest plus a monthly benefit of 50% of the average final compensation until remarriage or re-entry into a new reciprocal beneficiary relationship. If there is no surviving spouse/reciprocal beneficiary, surviving dependent children (up to age 18) or dependent parents are eligible for the monthly benefit. If there is no spouse/reciprocal beneficiary or surviving dependent children/parents, the ordinary death benefit is payable to the designated beneficiary.

Ordinary death benefits are available to employees who were active at time of death with at least one year of service. Ordinary death benefits consist of a lump sum payment of the member’s contributions and accrued interest plus a percentage of the salary earned in the 12 months preceding death, or 50% joint and survivor lifetime pension if the member was not eligible for retirement at the time of death but was credited with at least ten years of service and designated one beneficiary, or 100% joint and survivor lifetime pension if the member was eligible for retirement at the time of death and designated one beneficiary.

Contributory Class for Members Hired After June 30, 2012

- *Retirement Benefits* – General employees’ retirement benefits are determined as 1.75% of average final compensation multiplied by the years of credited service. General employees with ten years of credited service are eligible to retire at age 60.
- *Disability and Death Benefits* – Members are eligible for service-related disability benefits regardless of length of service and receive a lifetime pension of 50% of their average final compensation plus refund of contributions and accrued interest. Ten years of credited service are required for ordinary disability.

Death benefits for contributory members hired after June 30, 2012 are generally the same as those for contributory members hired June 30, 2012 and prior.

Hybrid Class for Members Hired Prior to July 1, 2012

- *Retirement Benefits* – General employees’ retirement benefits are determined as 2% of average final compensation multiplied by the years of credited service. General employees with five years of credited service are eligible to retire at age 62. General employees with 30 years of credited service are eligible to retire at age 55.
- *Disability Benefits* – Members are eligible for service-related disability benefits regardless of length of service and receive a lifetime pension of 35% of their average final compensation plus refund of their contributions and accrued interest. Ten years of credited service are required for ordinary disability. Ordinary disability benefits are determined in the same manner as retirement benefits but are payable immediately, without an actuarial reduction, and at a minimum of 25% of average final compensation.

State of Hawaii
Hawaii Housing Finance and Development Corporation
(A Component Unit of the State of Hawaii)
Notes to Financial Statements
June 30, 2024

- *Death Benefits* – For service-connected deaths, the designated surviving spouse/reciprocal beneficiary receives a lump sum payment of the member’s contributions and accrued interest plus a monthly benefit of 50% of the average final compensation until remarriage or re-entry into a new reciprocal beneficiary relationship. If there is no surviving spouse/reciprocal beneficiary, surviving dependent children (up to age 18) or dependent parents are eligible for the monthly benefit. If there is no spouse/reciprocal beneficiary or surviving dependent children/parents, the ordinary death benefit is payable to the designated beneficiary.

Ordinary death benefits are available to employees who were active at time of death with at least five years of service. Ordinary death benefits consist of a lump sum payment of the member’s contributions and accrued interest plus a percentage multiplied by 150%, or 50% joint and survivor lifetime pension if the member was not eligible for retirement at the time of death but was credited with at least ten years of service and designated one beneficiary, or 100% joint and survivor lifetime pension if the member was eligible for retirement at the time of death and designated one beneficiary.

Hybrid Class for Members Hired After June 30, 2012

- *Retirement Benefits* – General employees’ retirement benefits are determined as 1.75% of average final compensation multiplied by the years of credited service. General employees with ten years of credited service are eligible to retire at age 65. Employees with 30 years of credited service are eligible to retire at age 60.
- *Disability and Death Benefits* – Provisions for disability and death benefits generally remain the same except for ordinary death benefits. Ordinary death benefits are available to employees who were active at time of death with at least ten years of service. Ordinary death benefits consist of a lump sum payment of the member’s contributions and accrued interest, or 50% joint and survivor lifetime pension if the member was not eligible for retirement at the time of death but was credited with at least ten years of service and designated one beneficiary, or 100% joint and survivor lifetime pension if the member was eligible for retirement at the time of death and designated one beneficiary.

Contributions

Contributions are governed by HRS Chapter 88 and may be amended through legislation. The employer rate is set by statute based on the recommendations of the ERS actuary resulting from an experience study conducted every five years. Since July 1, 2005, the employer contribution rate is a fixed percentage of compensation, including the normal cost plus amounts required to pay for the unfunded actuarial accrued liabilities. The contribution rates for fiscal year 2024 were 41% for police officers and firefighters and 24% for all other employees. Contributions to the pension plan from the Corporation were approximately \$1,227,000 for the year ended June 30, 2024.

The employer is required to make all contributions for noncontributory members. Contributory members hired prior to July 1, 2012 are required to contribute 7.8% of their salary. Contributory members hired after June 30, 2012 are required to contribute 9.8% of their salary. Hybrid members hired prior to July 1, 2012 are required to contribute 6.0% of their salary. Hybrid members hired after June 30, 2012 are required to contribute 8.0% of their salary.

State of Hawaii
Hawaii Housing Finance and Development Corporation
(A Component Unit of the State of Hawaii)
Notes to Financial Statements
June 30, 2024

Pension Liabilities, Pension Expense, and Deferred Outflows of Resources and Deferred Inflows of Resources Related to Pensions

At June 30, 2024, the Corporation reported a net pension liability of approximately \$10,818,000 for its proportionate share of the State's net pension liability. The net pension liability was measured as of June 30, 2023, and the total pension liability used to calculate the net pension liability was determined by an actuarial valuation as of that date. The Corporation's proportion of the net pension liability was based on a projection of the Corporation's long-term share of contributions to the pension plan relative to projected contributions of all participants, actuarially determined. At June 30, 2023, the Corporation's proportion was 0.16%, which did not change from its proportion measured as of June 30, 2022.

There were no changes in actuarial assumptions as of June 30, 2022 to June 30, 2023. There were no changes between the measurement date, June 30, 2023, and the reporting date, June 30, 2024, that are expected to have a significant effect on the proportionate share of the net pension liability.

For the year ended June 30, 2024, the Corporation recognized pension expense of approximately \$1,140,000.

At June 30, 2024, the Corporation reported deferred outflows of resources and deferred inflows of resources related to pensions from the following sources:

	Deferred Outflows of Resources	Deferred Inflows of Resources
Differences between expected and actual experience	\$ 214,047	\$ (114,426)
Changes in assumptions	(304,016)	(112,341)
Net difference between projected and actual earnings on pension plan investments	-	(38,988)
Changes in proportion and differences between Corporation contributions and proportional share of contributions	74,560	(21,018)
Corporation contributions subsequent to the measurement date	1,226,625	-
	<u>\$ 1,211,216</u>	<u>\$ (286,773)</u>

At June 30, 2024, approximately \$1,227,000 reported as deferred outflows of resources related to pensions resulting from Corporation contributions subsequent to the measurement date will be recognized as a reduction of the net pension liability in the year ended June 30, 2025.

Other amounts reported as deferred outflows of resources and deferred inflows of resources related to pensions will be recognized in pension expense approximately as follows:

Years ending June 30,	
2025	\$ 82,000
2026	342,000
2027	(502,000)
2028	(217,000)
2029	(7,000)
	<u>\$ (302,000)</u>

State of Hawaii
Hawaii Housing Finance and Development Corporation
(A Component Unit of the State of Hawaii)
Notes to Financial Statements
June 30, 2024

Actuarial Assumptions

The total pension liability in the June 30, 2023 actuarial valuation was determined using the following actuarial assumptions adopted by the ERS Board of Trustees on August 8, 2022, based on the 2021 Experience Study for the five-year period from July 1, 2016 through June 30, 2021:

Inflation	2.50%
Payroll growth rate	3.50%
Investment rate of return	7.00% per year, compounded annual including inflation

There were no changes to ad hoc postemployment benefits including cost of living allowances.

Post-retirement mortality rates are based on the 2022 Public Retirees of Hawaii mortality table with full generational projections in future years. Pre-retirement mortality rates are based on multiples of the Pub-2010 mortality table based on the occupation of the member.

The long-term expected rate of return on pension plan investments was determined using a “top down approach” of the Client-constrained Simulation-based Optimization Model (a statistical technique known as “re-sampling with a replacement” that directly keys in on specific plan-level risk factors as stipulated by the ERS Board of Trustees) in which best-estimate ranges of expected future real rates of return (expected returns, net of pension plan investment expense and inflation) are developed for each major asset class. These ranges are combined to produce the long-term expected rate of return by weighting the expected future nominal rates of return (real returns plus inflation) by the target asset allocation percentage.

State of Hawaii
Hawaii Housing Finance and Development Corporation
(A Component Unit of the State of Hawaii)
Notes to Financial Statements
June 30, 2024

The target allocation and best estimates of long-term expected geometric rate of return for each major asset class are summarized in the following table:

Asset Class	Target Allocation	Long-Term Expected Real Rate of Return
Broad growth		
Private equity	13.50 %	10.00 %
Global equity	20.00 %	7.90 %
Low volatility equity	4.00 %	7.10 %
Global options	4.00 %	5.80 %
Credit	6.00 %	8.00 %
Core real estate	6.00 %	6.00 %
Non-core real estate	4.50 %	7.90 %
Timber/agriculture/infrastructure	5.00 %	7.20 %
Diversifying strategies		
TIPS	2.00 %	3.20 %
Global macro	4.00 %	6.00 %
Reinsurance	4.00 %	7.00 %
Alternative risk premia	8.00 %	5.00 %
Long-term treasuries	5.00 %	3.80 %
Intermediate government	4.00 %	3.20 %
Systematic trend following	10.00 %	4.70 %
Total investments	<u>100.00 %</u>	

Discount Rate

The discount rate used to measure the net pension liability was 7.00%, consistent with the rate used at the prior measurement date. The projection of cash flows used to determine the discount rate assumed that employee contributions will be made at the current contribution rate and that contributions from the State will be made at statutorily required rates, actuarially determined. Based on those assumptions, the pension plan's fiduciary net position was projected to be available to make all projected future benefit payments of current active and inactive employees. Therefore, the long-term expected rate of return on pension plan investments was applied to all periods of projected benefit payments to determine the total pension liability.

State of Hawaii
Hawaii Housing Finance and Development Corporation
(A Component Unit of the State of Hawaii)
Notes to Financial Statements
June 30, 2024

Sensitivity of the Corporation’s Proportionate Share of the Net Pension Liability to Changes in the Discount Rate

The following presents the Corporation’s proportionate share of the net pension liability calculated using the discount rate of 7.00%, as well as what the Corporation’s proportionate share of the net pension liability would be if it were calculated using a discount rate that is one percentage point lower (6.00%) or one percentage point higher (8.00%) than the current rate:

	1% Decrease (6.00%)	Discount Rate (7.00%)	1% Increase (8.00%)
Corporation’s proportionate share of the net pension liability	\$ 14,402,466	\$ 10,818,372	\$ 7,850,126

Pension Plan Fiduciary Net Position

The pension plan’s fiduciary net position is determined on the same basis used by the pension plan. The ERS financial statements are prepared using the accrual basis of accounting under which expenses are recorded when the liability is incurred, and revenues are recorded in the accounting period in which they are earned and become measurable. Employer and member contributions are recognized in the period in which the contributions are due. Benefits and refunds are recognized when due and payable in accordance with the terms of the plan. Investment purchases and sales are recorded as of their trade date. Administrative expenses are financed exclusively with investment income.

There were no significant changes after the report measurement date. Detailed information about the pension plan’s fiduciary net position is available in the separately issued ERS financial report. The ERS’s complete financial statements are available at <http://ers.ehawaii.gov/resources/financials>.

Payables to the Pension Plan

The Corporation’s contribution payable to the ERS was not paid by June 30, 2024. The proportionate share of amounts payable of \$12,000 are being applied to amounts due in fiscal year 2025.

Required Supplementary Information and Disclosures

The State’s ACFR includes the required disclosures and required supplementary information on the State’s pension plan.

16. Post-Retirement Health Care and Life Insurance Benefits Plan Description

Plan Description

The State provides certain health care and life insurance benefits to all qualified employees. Pursuant to Act 88, SLH 2001, the State contributes to the EUTF, an agent multiple-employer defined benefit plan that replaced the Hawaii Public Employees Health Fund effective July 1, 2003. The EUTF was established to provide a single delivery system of health benefits for state and county workers, retirees, and their dependents. The EUTF issues an annual financial report that is available to the public at <https://eutf.hawaii.gov/reports>. The report may also be obtained by writing to the EUTF at P.O. Box 2121, Honolulu, Hawaii 96805-2121.

For employees hired before July 1, 1996, the State pays the entire base monthly contribution for employees retiring with ten years or more of credited service, and 50% of the base monthly contribution for employees retiring with fewer than ten years of credited service. A retiree can elect a family plan to cover dependents.

State of Hawaii
Hawaii Housing Finance and Development Corporation
(A Component Unit of the State of Hawaii)
Notes to Financial Statements
June 30, 2024

For employees hired after June 30, 1996 but before July 1, 2001, and who retire with less than ten years of service, the State makes no contributions. For those retiring with at least ten years but fewer than 15 years of service, the State pays 50% of the base monthly contribution. For employees retiring with at least 15 years but fewer than 25 years of service, the State pays 75% of the base monthly contribution. For employees retiring with at least 25 years of service, the State pays 100% of the base monthly contribution. Retirees in this category can elect a family plan to cover dependents.

For employees hired on or after July 1, 2001, and who retire with less than ten years of service, the State makes no contributions. For those retiring with at least ten years but fewer than 15 years of service, the State pays 50% of the base monthly contribution. For those retiring with at least 15 years but fewer than 25 years of service, the State pays 75% of the base monthly contribution. For employees retiring with at least 25 years of service, the State pays 100% of the base monthly contribution. Only single plan coverage is provided for retirees in this category. Retirees can elect family coverage but must pay the difference.

Employees Covered by Benefit Terms

At July 1, 2023, the following number of plan members were covered by the benefit terms:

Inactive plan members or beneficiaries currently receiving benefits	40,136
Inactive plan members entitled to but not yet receiving benefits	7,520
Active plan members	<u>48,709</u>
Total plan members	<u>96,365</u>

Contributions

Contributions are governed by HRS Chapter 87A and may be amended through legislation. Contributions to the OPEB plan from the Corporation was approximately \$1,163,000 for the year ended June 30, 2024. The employer is required to make all contributions for members.

OPEB Liabilities, OPEB Expense, and Deferred Outflows of Resources and Deferred Inflows of Resources Related to OPEB

At June 30, 2024, the Corporation reported a net OPEB liability of approximately \$8,349,000. The net OPEB liability was measured as of July 1, 2023, and the total OPEB liability used to calculate the net OPEB liability was determined by an actuarial valuation as of that date.

There were no changes between the measurement date, July 1, 2023, and the reporting date, June 30, 2024, that are expected to have a significant effect on the net OPEB liability.

For the year ended June 30, 2024, the Corporation recognized OPEB expense of approximately \$171,000.

State of Hawaii
Hawaii Housing Finance and Development Corporation
(A Component Unit of the State of Hawaii)
Notes to Financial Statements
June 30, 2024

At June 30, 2024, the Corporation reported deferred outflows of resources and deferred inflows of resources related to OPEB from the following sources:

	Deferred Outflows of Resources	Deferred Inflows of Resources
Difference between expected and actual experience	\$ -	\$ (1,328,311)
Changes in assumptions	60,554	(220,569)
Net difference between projected and actual earnings on OPEB plan investments	343,936	-
Corporation contributions subsequent to the measurement date	1,162,766	-
	<u>\$ 1,567,256</u>	<u>\$ (1,548,880)</u>

The approximate \$1,163,000 reported as deferred outflows of resources related to OPEB resulting from State contributions subsequent to the measurement date will be recognized as a reduction of the net OPEB liability in the year ended June 30, 2024.

Other amounts reported as deferred outflows of resources and deferred inflows of resources related to OPEB will be recognized in OPEB expense approximately as follows:

Years ending June 30,	
2025	\$ (362,000)
2026	(390,000)
2027	(188,000)
2028	(191,000)
2029	(13,000)
	<u>\$ (1,144,000)</u>

State of Hawaii
Hawaii Housing Finance and Development Corporation
(A Component Unit of the State of Hawaii)
Notes to Financial Statements
June 30, 2024

Actuarial Assumptions

The total OPEB liability in the July 1, 2023 actuarial valuation was determined using the following actuarial assumptions adopted by the EUTF's Board of Trustees on January 9, 2023, based on the experience study covering the five-year period ended June 30, 2022 as conducted for the ERS:

Inflation	2.50%
Salary increases	3.75% to 6.75% including inflation
Investment rate of return	7.00%
Healthcare cost trend rates	
PPO*	Initial rate of 6.30% declining to a rate of 4.25% after 21 years
HMO*	Initial rate of 6.30% declining to a rate of 4.25% after 21 years
Contribution	Initial rate of 5.00% declining to a rate of 4.25% after 21 years
Dental	4.00%
Vision	2.50%
Life insurance	0.00%

* Blended rates for medical and prescription drugs.

Mortality rates are based on system-specific mortality tables utilizing scale BB to project generational mortality improvement.

The long-term expected rate of return on OPEB plan investments was determined using a building-block method in which best-estimate ranges of expected future real rates of return (expected returns, net of OPEB plan investment expense and inflation) are developed for each major asset class. These ranges are combined to produce the long-term expected rate of return by weighting the expected future real rates of return by the target asset allocation percentage and by adding expected inflation. The target allocation and best estimates of arithmetic real rates of return for each asset class are summarized in the following table:

Asset Class	Target Allocation	Long-Term Expected Real Rate of Return
Global equity	27.50 %	7.60 %
Private equity	15.00 %	10.00 %
Real assets	12.00 %	4.30 %
Private credit	10.00 %	7.80 %
Trend following	10.00 %	2.40 %
Long treasuries	5.50 %	2.40 %
TIPS	5.00 %	2.00 %
Reinsurance	5.00 %	3.40 %
Alternative risk premia	5.00 %	3.30 %
U.S. microcap	3.00 %	8.70 %
Tail risk/ long volatility	2.00 %	(1.10)%
Global options	0.00 %	4.90 %
Total investments	<u>100.00 %</u>	

State of Hawaii
Hawaii Housing Finance and Development Corporation
(A Component Unit of the State of Hawaii)
Notes to Financial Statements
June 30, 2024

Single Discount Rate

The discount rate used to measure the net OPEB liability was 7.00%, based on the expected rate of return on OPEB plan investments of 7.00%. Beginning with the fiscal year 2019 contribution, the State’s funding policy is to pay the recommended actuarially determined contribution, which is based on layered, closed amortization periods. Based on those assumptions, the OPEB plan’s fiduciary net position was projected to be available to make all projected future benefit payments of current active and inactive plan members. Therefore, the long-term expected rate of return on OPEB plan investments was applied to all periods of projected benefit payments to determine the total OPEB liability.

OPEB Plan Fiduciary Net Position

The OPEB plan’s fiduciary net position has been determined on the same basis used by the OPEB plan. The EUTF’s financial statements are prepared using the accrual basis of accounting under which revenues are recorded when earned and expenses are recorded at the time liabilities are incurred, regardless of the timing of the cash flows. Employer contributions are recognized in the period in which the contributions are due. Benefits and refunds are recognized when due and payable in accordance with the terms of the plan. Investment purchases and sales are recorded on a trade-date basis. Administrative expenses are financed exclusively with investment income.

There were no significant changes after the report measurement date. Detailed information about the OPEB plan’s fiduciary net position is available in the separately issued EUTF financial report. The EUTF’s complete financial statements are available at <https://eutf.hawaii.gov/reports>.

Changes in Net OPEB Liability

The following table represents a schedule of changes in the Corporation’s net OPEB liability. The ending balances are as of the measurement date, July 1, 2023.

	Total OPEB Liability	Plan Fiduciary Net Position	Net OPEB Liability
Balance at July 1, 2023	\$ 11,875,437	\$ 3,452,440	\$ 8,422,997
Service cost	135,135	-	135,135
Interest on total net OPEB liability	462,693	-	462,693
Difference between expected and actual experience	(45,520)	-	(45,520)
Corporation contributions	-	513,375	(513,375)
Net investment income	-	112,374	(112,374)
Benefit payments	(257,330)	(257,330)	-
Administrative expenses	-	(159)	159
Other	-	467	(467)
Net change	<u>294,978</u>	<u>368,727</u>	<u>(73,749)</u>
Balance at June 30, 2024	<u>\$ 12,170,415</u>	<u>\$ 3,821,167</u>	<u>\$ 8,349,248</u>

State of Hawaii
Hawaii Housing Finance and Development Corporation
(A Component Unit of the State of Hawaii)
Notes to Financial Statements
June 30, 2024

Sensitivity of the Net OPEB Liability to Changes in the Discount Rate and Healthcare Cost Trend Rates

The following table presents the Corporation's net OPEB liability calculated using the discount rate of 7.00%, as well as what the Corporation's net OPEB liability would be if it were calculated using a discount rate that is one percentage point lower (6.00%) or one percentage point higher (8.00%) than the current discount rate:

	1% Decrease (6.00%)	Discount Rate (7.00%)	1% Increase (8.00%)
Corporation's proportionate share of the net OPEB liability	<u>\$ 10,440,584</u>	<u>\$ 8,349,248</u>	<u>\$ 6,680,002</u>

The following table presents the Corporation's net OPEB liability calculated using the assumed healthcare cost trend rate, as well as what the Corporation's net OPEB liability would be if it were calculated using the trend rate that is one percentage point lower or one percentage point higher than the current healthcare cost trend rate:

	1% Decrease	Healthcare Cost Trend Rate	1% Increase
Corporation's proportionate share of the net OPEB liability	<u>\$ 6,482,341</u>	<u>\$ 8,349,248</u>	<u>\$ 10,738,818</u>

Payables to the OPEB Plan

The Corporation's contribution payable to EUTF was paid by June 30, 2024.

Required Supplementary Information and Disclosures

The State's ACFR includes the required disclosures and required supplementary information on the State's OPEB plan.

17. Deferred Compensation Plan

The State offers its employees a deferred compensation plan created in accordance with Internal Revenue Code Section 457. The plan, available to all State employees, permits employees to defer a portion of their salary until future years. The deferred compensation is not available to employees until termination, retirement, death or unforeseeable emergency.

All plan assets are held in a trust fund to protect them from claims of general creditors. The State has no responsibility for loss due to the investment or failure of investment of funds and assets in the plan but does have the duty of due care that would be required of an ordinary prudent investor.

State of Hawaii
Hawaii Housing Finance and Development Corporation
(A Component Unit of the State of Hawaii)
Notes to Financial Statements
June 30, 2024

18. Interfund Receivables and Payables

The composition of interfund balances as of June 30, 2024 is as follows:

Receivable Fund	Payable Fund	Amount
Housing Finance Revolving Fund	Dwelling Unit Revolving Fund	\$ 7
Housing Finance Revolving Fund	Non-major Enterprise Funds	100,007
Housing Finance Revolving Fund	Rental Housing Revolving Fund	2,331
Non-major Enterprise Funds	Housing Finance Revolving Fund	4,806,398
Dwelling Unit Revolving Fund	Non-major Enterprise Funds	900,000
Housing Finance Revolving Fund	Single Family Mortgage	
	Purchase Revenue Bond Fund	32,683
	Total proprietary interfund balances	<u>\$ 5,841,426</u>
Housing Finance Revolving Fund	HOME Investment Partnership Program Fund	\$ 136,437
Non-major Enterprise Funds	HOME Investment Partnership Program Fund	47,898
Non-major Enterprise Funds	Housing Trust Fund Program	22,036
Housing Finance Revolving Fund	Housing Trust Fund Program	26,503
	Total governmental interfund balances	<u>\$ 232,874</u>

These balances are due to interfund goods or services provided or reimbursable expenditures and payments between funds.

19. Subsequent Event

Effective July 1, 2024, the State of Hawaii entered into multiple settlement agreements regarding Temporary Hazard Pay with unions for periods covering dates in March 2020 through March 2022, for those employees who performed essential functions during the COVID-19 pandemic. Total accrued payroll and benefits for the year ended June 30, 2024, related to temporary hazard pay for the Corporation was approximately \$1.3 million to be funded by the Corporation's proprietary fund.

Act 049, SLH 2024 provided emergency appropriations for public employment cost items and cost adjustments for employees of certain collective bargaining units. Effective July 1, 2024, the State appropriated a total of \$458.8 million as a result of a negotiated settlement for employees who met certain requirements during the COVID-19 pandemic.

**Required Supplementary Information
Other than Management's Discussion
and Analysis (Unaudited)**

State of Hawaii
Hawaii Housing Finance and Development Corporation
(A Component Unit of the State of Hawaii)
Budgetary Comparison Schedule – General Fund (Unaudited)
Year Ended June 30, 2024

	Original and Final Budgets	Budgetary Actual	Variance with Final Budget
Revenues			
State allotted appropriations	\$ 461,500,000	\$ 461,500,000	\$ -
Expenditures			
Programs	<u>461,500,000</u>	<u>461,272,131</u>	<u>227,869</u>
Excess of revenues over expenditures	<u>\$ -</u>	<u>\$ 227,869</u>	<u>\$ 227,869</u>

See report of independent auditors and accompanying
note to the required supplementary information.

State of Hawaii

Hawaii Housing Finance and Development Corporation

(A Component Unit of the State of Hawaii)

Budgetary Comparison Schedule – HOME Investment Partnership Program (Unaudited)

Year Ended June 30, 2024

	Original and Final Budgets	Budgetary Actual	Variance with Final Budget
Revenues			
Intergovernmental revenue	\$ 4,965,825	\$ 5,369,705	\$ 403,880
Expenditures			
Low-income housing service and assistance programs	<u>4,965,825</u>	<u>5,168,398</u>	<u>(202,573)</u>
Excess of revenues over expenditures	<u>\$ -</u>	<u>\$ 201,307</u>	<u>\$ 201,307</u>

See report of independent auditors and accompanying
note to the required supplementary information.

State of Hawaii
Hawaii Housing Finance and Development Corporation
(A Component Unit of the State of Hawaii)
Budgetary Comparison Schedule – Housing Trust Fund Program (Unaudited)
Year Ended June 30, 2024

	Original and Final Budgets	Budgetary Actual	Variance with Final Budget
Revenues			
Intergovernmental revenue	\$ 3,941,832	\$ 3,938,052	\$ (3,780)
Expenditures			
Low-income housing service and assistance programs	<u>3,941,832</u>	<u>3,938,052</u>	<u>3,780</u>
Excess of revenues over expenditures	<u>\$ -</u>	<u>\$ -</u>	<u>\$ -</u>

See report of independent auditors and accompanying
note to the required supplementary information.

State of Hawaii
Hawaii Housing Finance and Development Corporation
(A Component Unit of the State of Hawaii)
Budgetary Comparison Schedule – Homeowner Assistance Fund Program (Unaudited)
Year Ended June 30, 2024

	Original and Final Budgets	Budgetary Actual	Variance with Final Budget
Revenues			
Intergovernmental revenue	\$ 5,838,231	\$ 4,784,257	\$ (1,053,974)
Expenditures			
Low-income housing service and assistance programs	<u>5,838,231</u>	<u>4,784,257</u>	<u>1,053,974</u>
Excess of revenues over expenditures	<u>\$ -</u>	<u>\$ -</u>	<u>\$ -</u>

See report of independent auditors and accompanying
note to the required supplementary information.

State of Hawaii
Hawaii Housing Finance and Development Corporation
(A Component Unit of the State of Hawaii)
Note to Required Supplementary Information (Unaudited)
Year Ended June 30, 2024

1. Budgeting and Budgetary Control

Revenue estimates are provided to the State Legislature at the time of budget consideration and are revised and updated periodically during the fiscal year. Amounts reflected as budgeted revenues in the budgetary comparison schedules are those estimates as compiled and reviewed by the State of Hawaii, Department of Budget and Finance.

Budgeted expenditures are derived primarily from the General Appropriations Act of 2023 (Act 164, SLH 2023), and from other authorizations contained in the State Constitution, Hawaii Revised Statutes, and other specific appropriation acts in various SLH.

All expenditures of these appropriated funds are made pursuant to the appropriations in the fiscal 2023–2025 biennial budget. The General Fund, HOME Investment Partnership Program, Housing Trust Fund Program, and Homeowner Assistance Fund Program have legally appropriated annual budgets.

The final legally adopted budget in the accompanying budgetary comparison statements represents the original appropriation, transfers, and other legally authorized legislative and executive changes.

The legal level of budgetary control is maintained at the appropriation line item level by department, program and source of funds as established in the General Appropriations Act of 2023. The Governor is authorized to transfer appropriations between programs within the same department and source of funds; however, transfers of appropriations between departments generally require legislative authorization. Records and reports reflecting the detail level of control are maintained by and are available at the Corporation. During the year ended June 30, 2024, there were no expenditures in excess of available appropriations at the legal level of budgetary control.

To the extent not expended or encumbered, general fund appropriations generally lapse at the end of the fiscal year for which the appropriations are made. The State Legislature specifies the lapse date and any other contingencies which may terminate the authorizations for other appropriations.

The Corporation’s annual budget is prepared on the budgetary basis of accounting with several differences from the preparation of the statement of revenues, expenditures, and change in fund balances under GAAP, principally related to (1) encumbrance of purchase orders and contract obligations, (2) accrued revenues and expenditures, and (3) unbudgeted programs (federal award programs). Reconciliations of the budgetary to GAAP basis operating results for the year ended June 30, 2024 were as follows:

	General Fund	HOME Investment Partnership Program	Housing Trust Fund Program	Homeowner Assistance Fund Program
Excess of revenues over expenditures – actual (budgetary basis)	\$ 227,869	\$ 201,307	\$ -	\$ -
Program expenditures transferred	460,912,332	-	-	-
Transfers	<u>(460,912,332)</u>	<u>-</u>	<u>-</u>	<u>-</u>
Excess of revenues over expenditures and other financing uses	<u>\$ 227,869</u>	<u>\$ 201,307</u>	<u>\$ -</u>	<u>\$ -</u>

See report of independent auditors.

Supplementary Information

State of Hawaii
Hawaii Housing Finance and Development Corporation
 (A Component Unit of the State of Hawaii)
Non-major Governmental Fund
Combining Balance Sheet
June 30, 2024

	Tax Credit Assistance Program	Total
Assets		
Notes and loans receivable	\$ 9,861,610	\$ 9,861,610
Total assets	<u>\$ 9,861,610</u>	<u>\$ 9,861,610</u>
Fund balance		
Restricted	\$ 9,861,610	\$ 9,861,610
Total fund balance	<u>\$ 9,861,610</u>	<u>\$ 9,861,610</u>

See report of independent auditors.

State of Hawaii
Hawaii Housing Finance and Development Corporation
(A Component Unit of the State of Hawaii)
Non-major Governmental Fund
Combining Statement of Revenues, Expenses, and Change in Fund Balances
Year Ended June 30, 2024

	Tax Credit Assistance Program	Total
Revenues		
Total revenues	\$ -	\$ -
Expenditures		
Total expenditures	<u>-</u>	<u>-</u>
Excess of revenues over expenditures	<u>-</u>	<u>-</u>
Net change in fund balances	-	-
Fund balances		
Beginning of year	<u>9,861,610</u>	<u>9,861,610</u>
End of year	<u>\$ 9,861,610</u>	<u>\$ 9,861,610</u>

See report of independent auditors.

State of Hawaii
Hawaii Housing Finance and Development Corporation
(A Component Unit of the State of Hawaii)
Non-major Enterprise Funds
Combining Statement of Net Position
June 30, 2024

	Rental Assistance Revolving Fund	Affordable Homeownership Revolving Fund	Multifamily Housing Revenue Bond Fund	Disbursing Fund	Grants in Aid Fund	Total
Assets and Deferred Outflows of Resources						
Current assets						
Equity in cash and cash equivalents and investments in State Treasury	\$ 29,903,190	\$ 5,000,000	\$ -	\$ 1,017,065	\$ -	\$ 35,920,255
Cash in banks	-	-	-	10,000	-	10,000
Receivables						
Accrued interest	713,221	-	-	-	-	713,221
Other receivables, less allowance for doubtful accounts of \$135,591	-	-	602,629	-	-	602,629
Due from other funds	-	-	4,803,786	72,546	-	4,876,332
Prepaid expenses and other assets	62,207	-	-	-	-	62,207
Total current assets	30,678,618	5,000,000	5,406,415	1,099,611	-	42,184,644
Mortgage loans	1,782,118	-	-	-	-	1,782,118
Capital assets, net	22,019	-	56,958	-	-	78,977
Total assets	32,482,755	5,000,000	5,463,373	1,099,611	-	44,045,739
Deferred outflows of resources						
Deferred outflows on net pension liability	21,888	-	94,471	-	-	116,359
Deferred outflows on net OPEB liability	40,847	-	122,659	-	-	163,506
Total deferred outflows of resources	62,735	-	217,130	-	-	279,865
Total assets and deferred outflows of resources	\$ 32,545,490	\$ 5,000,000	\$ 5,680,503	\$ 1,099,611	\$ -	\$ 44,325,604
Liabilities, Deferred Inflows of Resources, and Net Position						
Current liabilities						
Accounts payable	\$ -	\$ -	\$ -	\$ 50,947	\$ 125	\$ 51,072
Accrued expenses	90,748	-	245,656	-	-	336,404
Due to other funds	7	-	-	1,000,000	-	1,000,007
Due to other State departments	-	-	-	10,000	-	10,000
Unearned income	-	-	-	38,664	-	38,664
Total current liabilities	90,755	-	245,656	1,099,611	125	1,436,147
Noncurrent liabilities						
Lease incentive liability	21,288	-	53,565	-	-	74,853
Net OPEB liability	164,973	-	427,986	-	-	592,959
Net pension liability	230,675	-	643,636	-	-	874,311
Total noncurrent liabilities	416,936	-	1,125,187	-	-	1,542,123
Total liabilities	507,691	-	1,370,843	1,099,611	125	2,978,270
Deferred inflows of resources						
Deferred inflows on net pension liability	7,657	-	22,454	-	-	30,111
Deferred inflows on net OPEB liability	38,366	-	114,505	-	-	152,871
Total deferred inflows of resources	46,023	-	136,959	-	-	182,982
Commitments and contingencies						
Net position						
Net investment in capital assets	22,019	-	56,958	-	-	78,977
Restricted by legislation and contractual agreements	31,969,757	5,000,000	-	-	-	36,969,757
Unrestricted	-	-	4,115,743	-	(125)	4,115,618
Total net position	31,991,776	5,000,000	4,172,701	-	(125)	41,164,352
Total liabilities, deferred inflows of resources, and net position	\$ 32,545,490	\$ 5,000,000	\$ 5,680,503	\$ 1,099,611	\$ -	\$ 44,325,604

See report of independent auditors.

State of Hawaii
Hawaii Housing Finance and Development Corporation
(A Component Unit of the State of Hawaii)
Non-major Enterprise Funds
Combining Statement of Revenues, Expenses, and Change in Net Position
Year Ended June 30, 2024

	Rental Assistance Revolving Fund	Affordable Homeownership Revolving Fund	Multifamily Housing Revenue Bond Fund	Disbursing Fund	Grants in Aid Fund	Total
Operating revenues						
Interest on mortgages, notes, loans and mortgage-backed securities	\$ 4,659	\$ -	\$ -	\$ -	\$ -	\$ 4,659
Other	-	-	1,604,403	-	-	1,604,403
Total operating revenues	4,659	-	1,604,403	-	-	1,609,062
Operating expenses						
Programs	-	-	-	-	5,092,985	5,092,985
Personnel services	235,716	-	711,764	-	-	947,480
Housing assistance payments	922,709	-	-	-	-	922,709
Administration	39,734	-	117,544	-	-	157,278
Professional services	8,254	-	44,583	-	-	52,837
Depreciation	4,711	-	11,861	-	-	16,572
Insurance	510	-	981	-	-	1,491
Capital expenses	235	-	612	-	-	847
Other	353	-	882	-	-	1,235
Total operating expenses	1,212,222	-	888,227	-	5,092,985	7,193,434
Operating income (loss)	(1,207,563)	-	716,176	-	(5,092,985)	(5,584,372)
Nonoperating revenues						
Interest income	1,200,550	-	-	-	-	1,200,550
Total nonoperating revenues	1,200,550	-	-	-	-	1,200,550
Income (loss) before transfers	(7,013)	-	716,176	-	(5,092,985)	(4,383,822)
Net transfers	-	5,000,000	-	-	5,092,860	10,092,860
Change in net position	(7,013)	5,000,000	716,176	-	(125)	5,709,038
Net position						
Beginning of year	31,998,789	-	3,456,525	-	-	35,455,314
End of year	\$ 31,991,776	\$ 5,000,000	\$ 4,172,701	\$ -	\$ (125)	\$ 41,164,352

See report of independent auditors.

State of Hawaii
Hawaii Housing Finance and Development Corporation
(A Component Unit of the State of Hawaii)
Non-major Enterprise Funds
Combining Statement of Cash Flows
Year Ended June 30, 2024

	Rental Assistance Revolving Fund	Affordable Homeownership Revolving Fund	Multifamily Housing Revenue Bond Fund	Disbursing Fund	Grants in Aid Fund	Total
Cash flows from operating activities						
Cash received from borrowers						
Principal payments	\$ 110,662	\$ -	\$ -	\$ -	\$ -	\$ 110,662
Interest income	4,682	-	-	-	-	4,682
Payments to employees	(219,069)	-	(647,765)	-	-	(866,834)
Payments to suppliers	(969,789)	-	(203,779)	35,993	(5,092,860)	(6,230,435)
Receipts (payments) to other funds, net	7	-	(1,236,307)	(35,611)	-	(1,271,911)
Other cash receipts	-	-	2,090,184	-	-	2,090,184
Net cash provided by (used in) operating activities	<u>(1,073,507)</u>	<u>-</u>	<u>2,333</u>	<u>382</u>	<u>(5,092,860)</u>	<u>(6,163,652)</u>
Cash flows from noncapital financing activities						
Transfers in	-	5,000,000	-	-	5,092,860	10,092,860
Net cash provided by noncapital financing activities	<u>-</u>	<u>5,000,000</u>	<u>-</u>	<u>-</u>	<u>5,092,860</u>	<u>10,092,860</u>
Cash flows from capital and related financing activities						
Purchase of capital assets	(294)	-	(2,333)	-	-	(2,627)
Net cash used in capital and related financing activities	<u>(294)</u>	<u>-</u>	<u>(2,333)</u>	<u>-</u>	<u>-</u>	<u>(2,627)</u>
Cash flows from investing activities						
Interest received	1,094,007	-	-	-	-	1,094,007
Net cash provided by investing activities	<u>1,094,007</u>	<u>-</u>	<u>-</u>	<u>-</u>	<u>-</u>	<u>1,094,007</u>
Net increase in cash and cash equivalents	20,206	5,000,000	-	382	-	5,020,588
Cash and cash equivalents						
Beginning of year	29,882,984	-	-	1,026,683	-	30,909,667
End of year	<u>\$ 29,903,190</u>	<u>\$ 5,000,000</u>	<u>\$ -</u>	<u>\$ 1,027,065</u>	<u>\$ -</u>	<u>\$ 35,930,255</u>
Components of cash and cash equivalents						
Equity in cash and cash equivalents and investments in State Treasury	\$ 29,903,190	\$ 5,000,000	\$ -	\$ 1,017,065	\$ -	\$ 35,920,255
Cash in banks	-	-	-	10,000	-	10,000
Cash and cash equivalents	<u>\$ 29,903,190</u>	<u>\$ 5,000,000</u>	<u>\$ -</u>	<u>\$ 1,027,065</u>	<u>\$ -</u>	<u>\$ 35,930,255</u>
Cash flows from operating activities						
Reconciliation of operating income (loss) to net cash provided by (used in) operating activities						
Operating income (loss)	\$ (1,207,563)	\$ -	\$ 716,176	\$ -	\$ (5,092,985)	\$ (5,584,372)
Adjustments to reconcile operating income (loss) to net cash provided by (used in) operating activities						
Depreciation	4,711	-	11,861	-	-	16,572
Amortization	(4,467)	-	(11,239)	-	-	(15,706)
Net pension benefit	(2,302)	-	(6,752)	-	-	(9,054)
Net OPEB benefit	(26,482)	-	(77,660)	-	-	(104,142)
Changes in assets and liabilities						
Mortgage loans receivable	110,662	-	-	-	-	110,662
Accrued interest receivable	23	-	-	-	-	23
Other receivables	-	-	485,781	-	-	485,781
Due to (from) other funds	7	-	(1,236,307)	(35,611)	-	(1,271,911)
Prepaid expenses and other assets	13,478	-	-	-	-	13,478
Accounts payable	(7,005)	-	(27,938)	35,993	125	1,175
Other accrued expenses	45,431	-	148,411	-	-	193,842
Net cash provided by (used in) operating activities	<u>\$ (1,073,507)</u>	<u>\$ -</u>	<u>\$ 2,333</u>	<u>\$ 382</u>	<u>\$ (5,092,860)</u>	<u>\$ (6,163,652)</u>

See report of independent auditors.

State of Hawaii
Hawaii Housing Finance and Development Corporation
(A Component Unit of the State of Hawaii)
Reconciliation of Cash and Short-Term Investments
June 30, 2024

The Corporation’s cash and short-term investments consist of the following as of June 30, 2024:

Equity in State Treasury investment pool – Government-wide	\$1,074,541,787
Cash in banks	1,409,271
Cash held by third parties	940,814
Restricted cash and cash equivalents held by trustee	23,845,519
Restricted deposits held in escrow	1,089,287
	<u>\$1,101,826,678</u>

Total cash and short-term investments are in agreement with the State Comptroller’s central accounting records as of June 30, 2024, as reconciled below:

	Appropriation Symbol	Balance at June 30, 2024
Cash in State Treasury		
Special Funds	S-17-375-B	\$ 29,807
	S-18-375-B	89,954
	S-19-376-B	8,000
	S-20-314-B	5,884
	S-20-375-B	989,691
	S-21-375-B	857,903
	S-21-376-B	353,963
	S-21-382-B	28,494
	S-22-375-B	831,145
	S-22-376-B	4,703,501
	S-22-544-B	1,429,977
	S-24-380-B	59,116,196
	S-24-390-B	625,591,024
	S-24-320-B	35,789
	S-23-375-B	6,037,018
	S-24-375-B	71,482,009
	S-23-381-B	228,574
	S-24-381-B	45,493,040
	S-24-382-B	205,264,876
	S-23-376-B	6,052,658
	S-24-376-B	8,394,921
Subtotal		<u>1,037,024,424</u>

See report of independent auditors.

State of Hawaii
Hawaii Housing Finance and Development Corporation
(A Component Unit of the State of Hawaii)
Reconciliation of Cash and Short-Term Investments
June 30, 2024

	Appropriation Symbol	Balance at June 30, 2024
Subtotal carried forward		<u>1,037,024,424</u>
Special Funds (continued)	S-24-321-B	141,733
	S-24-378-B	29,903,873
	S-23-379-B	5,000,000
	S-23-314-B	2,475
	S-24-314-B	<u>985,961</u>
Total cash held in State Treasury, as reported by the State Comptroller's accounting records		<u>1,073,058,466</u>
Reconciling items		
Journal vouchers not recorded by DAGS		1,483,321
Cash and short-term investments held outside State Treasury		
Cash in bank		1,409,271
Cash held by third parties		940,814
Restricted cash and cash equivalents held by trustee		23,845,519
Restricted deposits held in escrow		<u>1,089,287</u>
		<u>27,284,891</u>
Cash and short-term investments on Statement of Net Position		<u>\$1,101,826,678</u>

See report of independent auditors.

State of Hawaii
Hawaii Housing Finance and Development Corporation
(A Component Unit of the State of Hawaii)
Schedule of Expenditures of Federal Awards
Year Ended June 30, 2024

Federal Grantor/Program or Cluster Title	Federal Financial Assistance Listing ("AL") Number	Pass-through Entity Identifying Number	Federal Expenditures	Amount Provided to Subrecipients
U.S. Department of Housing and Urban Development				
HOME Investment Partnership Program	14.239		\$ 5,168,398	\$ 4,976,878
Housing Trust Fund	14.275		3,938,052	3,763,251
U.S. Department of Treasury				
Passed through State Department of Budget and Finance –				
COVID-19 American Rescue Plan Act of 2021 –				
Homeowner Assistance Fund	21.026	HAF0002	<u>4,784,257</u>	<u>4,729,454</u>
Total federal expenditures			<u>\$ 13,890,707</u>	<u>\$ 13,469,583</u>

See report of independent auditors and accompanying notes to the schedule of expenditures of federal awards.

State of Hawaii
Hawaii Housing Finance and Development Corporation
(A Component Unit of the State of Hawaii)
Notes to Schedule of Expenditures of Federal Awards
Year Ended June 30, 2024

1. Basis of Presentation

The accompanying schedule of expenditures of federal awards includes the federal grant activity of the Corporation and is presented on the cash basis of accounting. The information in this schedule is presented in accordance with the requirements of the Uniform Guidance. Therefore, some amounts presented in this schedule may differ from amounts presented in, or used in the preparation of, the basic financial statements.

2. Summary of Significant Accounting Policies

Expenditures reported on this schedule are presented using the accrual basis of accounting as described in Note 1 to the Corporation's basic financial statements except for subrecipient expenditures, which are recorded on the cash basis. Such expenditures are recognized following the cost principles contained in the Uniform Guidance, wherein certain types of expenditures may or may not be allowable or are limited as to reimbursement.

3. Indirect Costs

The Corporation has not elected to use the 10% de minimis indirect cost rate allowed under the Uniform Guidance.

4. Subrecipients

The Corporation provides grant funds to various subrecipients in the State of Hawaii. Federal financial assistance provided to a subrecipient is treated as an expenditure when it is paid to the subrecipient.

The Corporation has certain compliance responsibilities with respect to its subrecipients, including monitoring the subrecipients to help ensure they use the sub-awards as authorized by law, regulations, and the provisions of the grant agreements.

See report of independent auditors.

PART II
Compliance and Internal Control



**Report of Independent Auditors on Internal Control
Over Financial Reporting and on Compliance and Other Matters
Based on an Audit of Financial Statements Performed
in Accordance with *Government Auditing Standards***

The Auditor
State of Hawaii

The Board of Directors
Hawaii Housing Finance and Development Corporation

We have audited, in accordance with the auditing standards generally accepted in the United States of America and the standards applicable to the financial audits contained in *Government Auditing Standards*, issued by the Comptroller General of the United States, the financial statements of the governmental activities, the business-type activities, each major fund, and the aggregate remaining fund information of the State of Hawaii, Hawaii Housing Finance and Development Corporation (the "Corporation"), a component unit of the State of Hawaii as of and for the year ended June 30, 2024, and the related notes to the financial statements, which collectively comprise the Corporation's basic financial statements, and have issued our report thereon dated December 20, 2024.

Report on Internal Control Over Financial Reporting

In planning and performing our audit of the financial statements, we considered the Corporation's internal control over financial reporting ("internal control") as a basis for designing audit procedures that are appropriate in the circumstances for the purpose of expressing our opinions on the financial statements, but not for the purpose of expressing an opinion on the effectiveness of the Corporation's internal control. Accordingly, we do not express an opinion on the effectiveness of the Corporation's internal control.

A *deficiency in internal control* exists when the design or operation of a control does not allow management or employees, in the normal course of performing their assigned functions, to prevent, or detect and correct, misstatements on a timely basis. A *material weakness* is a deficiency, or a combination of deficiencies, in internal control, such that there is a reasonable possibility that a material misstatement of the entity's financial statements will not be prevented, or detected and corrected, on a timely basis. A *significant deficiency* is a deficiency, or a combination of deficiencies, in internal control that is less severe than a material weakness, yet important enough to merit attention by those charged with governance.

Our consideration of internal control was for the limited purpose described in the first paragraph of this section and was not designed to identify all deficiencies in internal control that might be material weaknesses or significant deficiencies. Given these limitations, during our audit, we did not identify any deficiencies in internal control that we consider to be material weaknesses. However, material weaknesses or significant deficiencies may exist that were not identified.

999 Bishop Street
Suite 2300
Honolulu, HI 96813

OFFICE 808.531.3400
FAX 808.531.3433
accuityllp.com



Report on Compliance and Other Matters

As part of obtaining reasonable assurance about whether the Corporation’s financial statements are free from material misstatement, we performed tests of its compliance with certain provisions of laws, regulations, contracts and grant agreements, noncompliance with which could have a direct and material effect on the financial statements. However, providing an opinion on compliance with those provisions was not an objective of our audit, and accordingly, we do not express such an opinion. The results of our tests disclosed no instances of noncompliance or other matters that are required to be reported under *Government Auditing Standards*.

Purpose of this Report

The purpose of this report is solely to describe the scope of our testing of internal control and compliance and the results of that testing, and not to provide an opinion on the effectiveness of the Corporation’s internal control or on compliance. This report is an integral part of an audit performed in accordance with *Government Auditing Standards* in considering the Corporation’s internal control and compliance. Accordingly, this communication is not suitable for any other purpose.

Accuity LLP

Honolulu, Hawaii
December 20, 2024



**Report of Independent Auditors
on Compliance for Each Major Federal Program
and on Internal Control Over Compliance
Required by the Uniform Guidance**

The Auditor
State of Hawaii

The Board of Directors
Hawaii Housing Finance and Development Corporation

Report on Compliance for Each Major Federal Program

Opinion on Each Major Federal Program

We have audited the State of Hawaii, Hawaii Housing Finance and Development Corporation's (the "Corporation") compliance with the types of compliance requirements identified as subject to audit in the OMB *Compliance Supplement* that could have a direct and material effect on each of the Corporation's major federal programs for the year ended June 30, 2024. The Corporation's major federal programs are identified in the summary of auditors' results section of the accompanying schedule of findings and questioned costs.

In our opinion, the Corporation complied, in all material respects, with the types of compliance requirements referred to above that could have a direct and material effect on its major federal programs for the year ended June 30, 2024.

Basis for Opinion on Each Major Federal Program

We conducted our audit of compliance in accordance with auditing standards generally accepted in the United States of America; the standards applicable to financial audits contained in *Government Auditing Standards*, issued by the Comptroller General of the United States; and the audit requirements of Title 2 U.S. Code of Federal Regulations Part 200, *Uniform Administrative Requirements, Cost Principles, and Audit Requirements for Federal Awards* ("Uniform Guidance"). Our responsibilities under those standards and the Uniform Guidance are further described in the Auditors' Responsibilities for the Audit of Compliance section of our report.

We are required to be independent of the Corporation and to meet our other ethical responsibilities, in accordance with relevant ethical requirements relating to our audit. We believe that the audit evidence we have obtained is sufficient and appropriate to provide a basis for our opinion on compliance for each major federal program. Our audit does not provide a legal determination of the Corporation's compliance with the compliance requirements referred to above.

Responsibilities of Management for Compliance

Management is responsible for compliance with the requirements referred to above and for the design, implementation and maintenance of effective internal control over compliance with the requirements of laws, statutes, regulations, rules, and provisions of contracts or grant agreements applicable to the Corporation's federal programs.

999 Bishop Street
Suite 2300
Honolulu, HI 96813

OFFICE 808.531.3400
FAX 808.531.3433
accuityllp.com



Auditors' Responsibilities for the Audit of Compliance

Our objectives are to obtain reasonable assurance about whether material noncompliance with the compliance requirements referred to above occurred, whether due to fraud or error, and express an opinion on the Corporation's compliance based on our audit. Reasonable assurance is a high level of assurance but is not absolute assurance and therefore is not a guarantee that an audit conducted in accordance with generally accepted auditing standards, *Government Auditing Standards*, and the Uniform Guidance will always detect material noncompliance when it exists. The risk of not detecting material noncompliance resulting from fraud is higher than for that resulting from error, as fraud may involve collusion, forgery, intentional omissions, misrepresentations, or the override of internal control. Noncompliance with the compliance requirements referred to above is considered material if there is a substantial likelihood that, individually or in the aggregate, it would influence the judgment made by a reasonable user of the report on compliance about the Corporation's compliance with the requirements of each major federal program as a whole.

In performing an audit in accordance with generally accepted auditing standards, *Government Auditing Standards*, and the Uniform Guidance, we:


- Exercise professional judgment and maintain professional skepticism throughout the audit.
- Identify and assess the risks of material noncompliance, whether due to fraud or error, and design and perform audit procedures responsive to those risks. Such procedures include examining, on a test basis, evidence regarding the Corporation's compliance with the compliance requirements referred to above and performing such other procedures as we considered necessary in the circumstances.
- Obtain an understanding of the Corporation's internal control over compliance relevant to the audit in order to design audit procedures that are appropriate in the circumstances and to test and report on internal control over compliance in accordance with the Uniform Guidance, but not for the purpose of expressing an opinion on the effectiveness of the Corporation's internal control over compliance. Accordingly, no such opinion is expressed.

We are required to communicate with those charged with governance regarding, among other matters, the planned scope and timing of the audit and any significant deficiencies and material weaknesses in internal control over compliance that we identified during the audit.

Report on Internal Control over Compliance

A *deficiency in internal control over compliance* exists when the design or operation of a control over compliance does not allow management or employees, in the normal course of performing their assigned functions, to prevent, or detect and correct, noncompliance with a type of compliance requirement of a federal program on a timely basis.

A *material weakness in internal control over compliance* is a deficiency, or a combination of deficiencies, in internal control over compliance, such that there is a reasonable possibility that material noncompliance with a type of compliance requirement of a federal program will not be prevented, or detected and corrected, on a timely basis. A *significant deficiency in internal control over compliance* is a deficiency, or a combination of deficiencies, in internal control over compliance with a type of compliance requirement of a federal program that is less severe than a material weakness in internal control over compliance, yet important enough to merit attention by those charged with governance.



Our consideration of internal control over compliance was for the limited purpose described in the Auditors' Responsibilities for the Audit of Compliance section above and was not designed to identify all deficiencies in internal control over compliance that might be material weaknesses or significant deficiencies in internal control over compliance. Given these limitations, during our audit we did not identify any deficiencies in internal control over compliance that we consider to be material weaknesses, as defined above. However, material weaknesses or significant deficiencies in internal control over compliance may exist that were not identified.

Our audit was not designed for the purpose of expressing an opinion on the effectiveness of internal control over compliance. Accordingly, no such opinion is expressed.

The purpose of this report on internal control over compliance is solely to describe the scope of our testing of internal control over compliance and the results of that testing based on the requirements of the Uniform Guidance. Accordingly, this report is not suitable for any other purpose.

Accuity LLP

Honolulu, Hawaii
December 20, 2024

State of Hawaii
Hawaii Housing Finance and Development Corporation
(A Component Unit of the State of Hawaii)
Schedule of Findings and Questioned Costs
Year Ended June 30, 2024

Section I – Summary of Auditors’ Results

Financial Statements

Type of auditors’ report issued	Unmodified	
Internal control over financial reporting		
• Material weakness(es) identified?	<input type="checkbox"/> Yes	<input checked="" type="checkbox"/> No
• Significant deficiency(ies) identified not considered to be material weakness(es)?	<input type="checkbox"/> Yes	<input checked="" type="checkbox"/> None reported
Noncompliance material to financial statements noted?	<input type="checkbox"/> Yes	<input checked="" type="checkbox"/> No

Federal Awards

Internal control over major programs		
• Material weakness(es) identified?	<input type="checkbox"/> Yes	<input checked="" type="checkbox"/> No
• Significant deficiency(ies) identified not considered to be material weakness(es)?	<input type="checkbox"/> Yes	<input checked="" type="checkbox"/> None reported
Type of auditors’ report issued on compliance for major programs	Unmodified	
Any audit findings disclosed that are required to be reported in accordance with the Uniform Guidance 2 CFR 200.516	<input type="checkbox"/> Yes	<input checked="" type="checkbox"/> No

Identification of major programs

AL

Number	Name of Federal Program
14.239	HOME Investment Partnership Program
21.026	COVID-19 Homeowner Assistance Fund

Dollar threshold used to distinguish between Type A and Type B programs	\$750,000	
Auditee qualified as low-risk auditee?	<input type="checkbox"/> Yes	<input checked="" type="checkbox"/> No

See report of independent auditors.

State of Hawaii
Hawaii Housing Finance and Development Corporation
(A Component Unit of the State of Hawaii)
Schedule of Findings and Questioned Costs
Year Ended June 30, 2024

Section II – Financial Statement Findings

No current year financial statement findings.


Section III – Federal Award Findings and Questioned Costs

No current year federal award findings or questioned costs.

See report of independent auditors.

JOSH GREEN, M.D.
GOVERNOR

SYLVIA LUKE
LT. GOVERNOR



DEAN MINAKAMI
EXECUTIVE DIRECTOR

STATE OF HAWAII

DEPARTMENT OF BUSINESS, ECONOMIC DEVELOPMENT & TOURISM
HAWAII HOUSING FINANCE AND DEVELOPMENT CORPORATION

677 QUEEN STREET, SUITE 300
HONOLULU, HAWAII 96813
PHONE: (808) 587-0620

IN REPLY REFER TO:

24:FMB/078 ml

H

December 20, 2024

Accuity LLP
First Hawaiian Center
999 Bishop Street, Suite 2300
Honolulu, Hawaii 96813

Thank you for the opportunity to provide comments on the Schedule of Findings and Questioned Costs issued in connection with the Independent Auditors' Report on Internal Control Over Financial Reporting and on Compliance and Other Matters Based on an Audit of Financial Statements Performed in Accordance with *Government Auditing Standards* for the fiscal year ended June 30, 2024. Please refer to the attachment for our comment on the status of prior audit finding.

If you should have any questions, please contact Holly Osumi, Chief Financial Officer, at (808) 587-0601.

Sincerely,

Dean Minakami
Executive Director

Attachment

State of Hawaii
Hawaii Housing Finance and Development Corporation
(A Component Unit of the State of Hawaii)
Summary Schedule of Prior Audit Findings
Year Ended June 30, 2024

<u>Finding No.</u>	<u>Description</u>	<u>Classification</u>	<u>Status</u>		<u>Current Year Finding No.</u>
			<u>Resolved</u>	<u>Unresolved</u>	
2023-001	Financial Close and Reporting	Material Weakness	X		N/A

State of Hawaii
Hawaii Housing Finance and Development Corporation
(A Component Unit of the State of Hawaii)
Summary Schedule of Prior Audit Finding
Year Ended June 30, 2024

Corrective Action Plan

Finding No. 2023-001 Financial Close and Reporting (Material Weakness)

In accordance with Governmental Accounting Standards Board (GASB) Statement No. 62, a prior period adjustment was recorded as of June 30, 2023 to remove the liability for estimated future costs of development for the Villages of Kapolei project under the Dwelling Unit Revolving Fund and instead disclosed these committed obligations as a commitment in the notes to the financial statements.

Management reviewed the matter and consulted with the current audit firm, Accuity LLP, and will continue to disclose these committed obligations as a commitment in the notes to the financial statements in accordance with GASB Statement No. 62.

Person Responsible: Holly Osumi, Chief Financial Officer

Anticipated Completion Date: 6/30/24

Status: Resolved