



PUMA 00306, Hawaii
Population and Housing Narrative Profile: 2006
 Data Set: **2006 American Community Survey**
 Survey: **2006 American Community Survey**

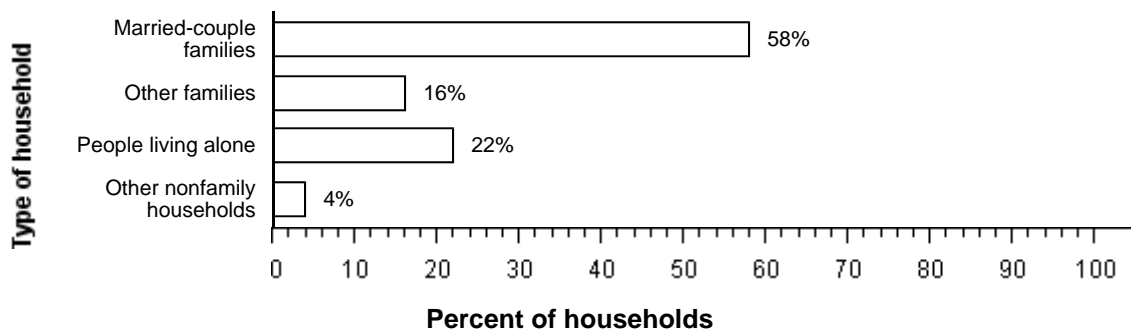
NOTE. Although the American Community Survey (ACS) produces population, demographic and housing unit estimates, it is the Census Bureau's Population Estimates Program that produces and disseminates the official estimates of the population for the nation, states, counties, cities and towns and estimates of housing units for states and counties.

For more information on confidentiality protection, sampling error, nonsampling error, and definitions, see [Survey Methodology](#).

HOUSEHOLDS AND FAMILIES: In 2006 there were 44,000 households in PUMA 00306. The average household size was 2.9 people.

Families made up 74 percent of the households in PUMA 00306. This figure includes both married-couple families (58 percent) and other families (16 percent). Nonfamily households made up 26 percent of all households in PUMA 00306. Most of the nonfamily households were people living alone, but some were composed of people living in households in which no one was related to the householder.

The Types of Households in PUMA 00306, Hawaii in 2006




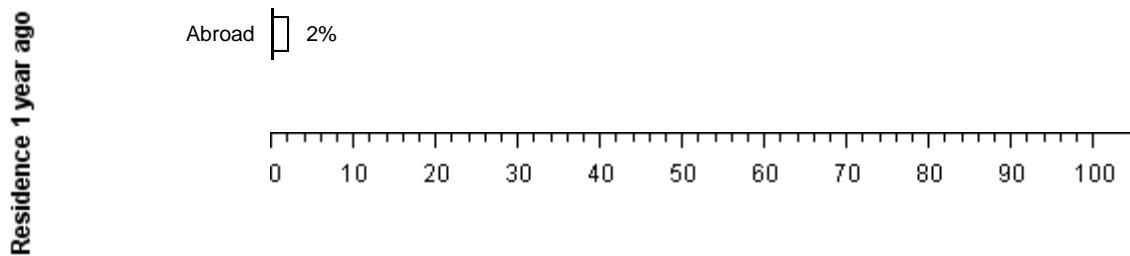
Source: American Community Survey, 2006

NATIVITY AND LANGUAGE: Data for this section cannot be displayed because the number of sample cases is too small. Displaying the data would risk disclosing information for individuals.

GEOGRAPHIC MOBILITY: In 2006, 81 percent of the people at least one year old living in PUMA 00306 were living in the same residence one year earlier; 9 percent had moved during the past year from another residence in the same county, less than 0.5 percent from another county in the same state, 7 percent from another state, and 2 percent from abroad.

Geographic Mobility of Residents of PUMA 00306, Hawaii in 2006





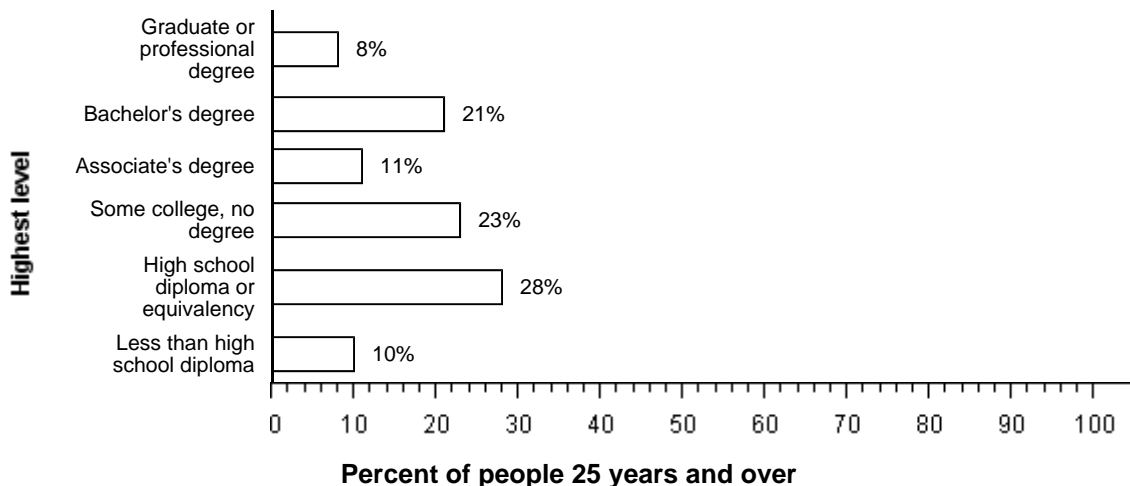
Percent of people age 1 year and over

Source: American Community Survey, 2006

EDUCATION: In 2006, 90 percent of people 25 years and over had at least graduated from high school and 28 percent had a bachelor's degree or higher. Ten percent were dropouts; they were not enrolled in school and had not graduated from high school.

The total school enrollment in PUMA 00306 was 33,000 in 2006. Nursery school and kindergarten enrollment was 5,400 and elementary or high school enrollment was 18,000 children. College or graduate school enrollment was 11,000.

The Educational Attainment of People in PUMA 00306, Hawaii in 2006

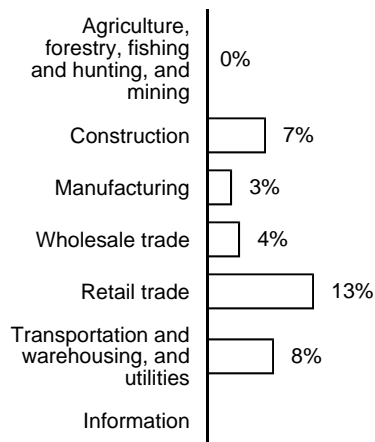


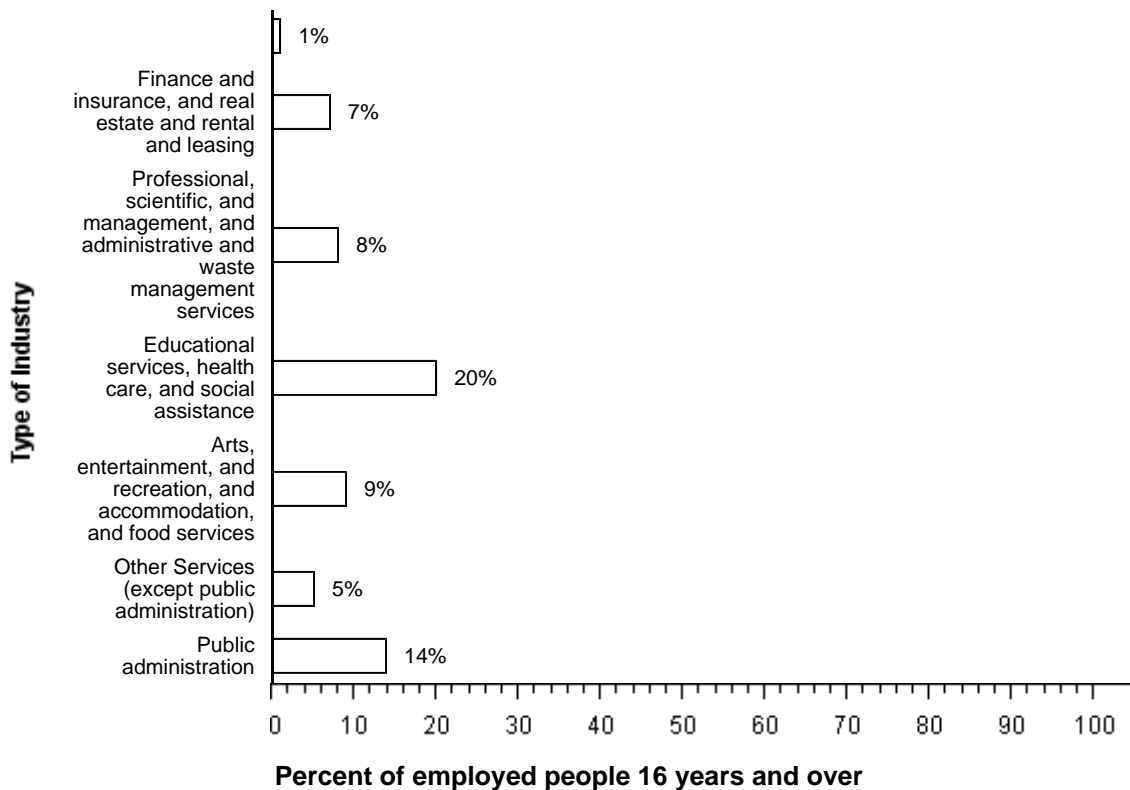
Source: American Community Survey, 2006

DISABILITY: In PUMA 00306, among people at least five years old in 2006, 12 percent reported a disability. The likelihood of having a disability varied by age - from 3 percent of people 5 to 15 years old, to 6 percent of people 16 to 64 years old, and to 37 percent of those 65 and older.

INDUSTRIES: In 2006, for the employed population 16 years and older, the leading industries in PUMA 00306 were Educational services, and health care, and social assistance, 20 percent, and Public administration, 14 percent.

Employment by Industry in PUMA 00306, Hawaii in 2006





Source: American Community Survey, 2006

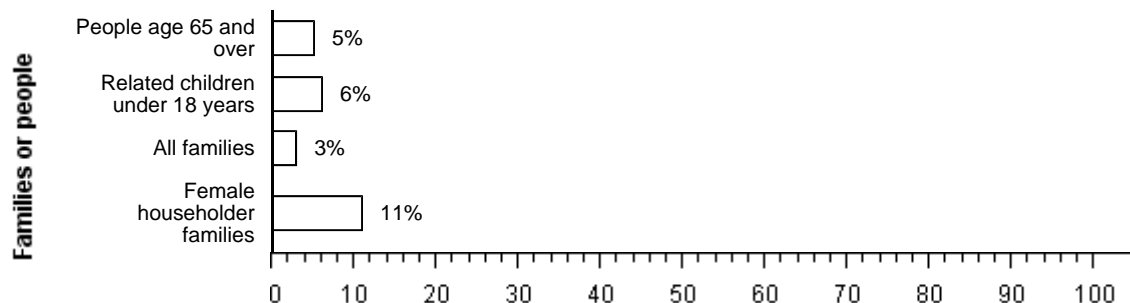
OCCUPATIONS AND TYPE OF EMPLOYER: Among the most common occupations were: Management, professional, and related occupations, 34 percent; Sales and office occupations, 30 percent; Service occupations, 17 percent; Construction, extraction, maintenance and repair occupations, 10 percent; and Production, transportation, and material moving occupations, 9 percent. Sixty-seven percent of the people employed were Private wage and salary workers; 27 percent was Federal, state, or local government workers; and 5 percent was Self-employed in own not incorporated business workers.

TRAVEL TO WORK: Seventy-two percent of PUMA 00306 workers drove to work alone in 2006, 14 percent carpoolled, 3 percent took public transportation, and 7 percent used other means. The remaining 3 percent worked at home. Among those who commuted to work, it took them on average 24.5 minutes to get to work.

INCOME: The median income of households in PUMA 00306 was \$63,973. Eighty-six percent of the households received earnings and 27 percent received retirement income other than Social Security. Thirty percent of the households received Social Security. The average income from Social Security was \$15,473. These income sources are not mutually exclusive; that is, some households received income from more than one source.

POVERTY AND PARTICIPATION IN GOVERNMENT PROGRAMS: In 2006, 5 percent of people were in poverty. Six percent of related children under 18 were below the poverty level, compared with 5 percent of people 65 years old and over. Three percent of all families and 11 percent of families with a female householder and no husband present had incomes below the poverty level.

Poverty Rates in PUMA 00306, Hawaii in 2006

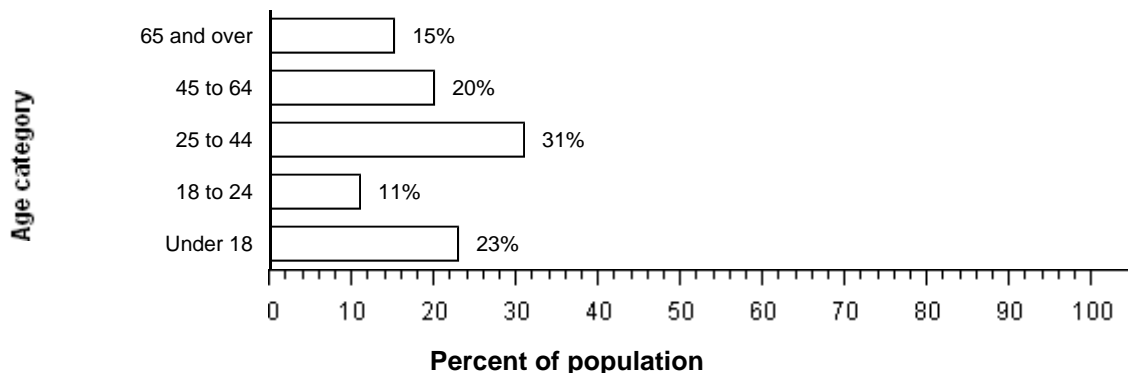


Percent below poverty level

Source: American Community Survey, 2006

POPULATION OF PUMA 00306: In 2006, PUMA 00306 had a total population of 133,000 - 66,000 (49 percent) females and 67,000 (51 percent) males. The median age was 34.6 years. Twenty-three percent of the population was under 18 years and 15 percent was 65 years and older.

The Age Distribution of People in PUMA 00306, Hawaii in 2006

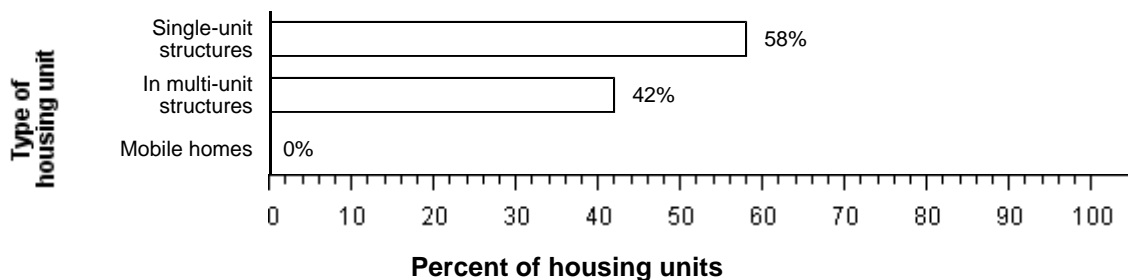


Source: American Community Survey, 2006

For people reporting one race alone, 33 percent was White; 5 percent was Black or African American; less than 0.5 percent was American Indian and Alaska Native; 55 percent was Asian; 5 percent was Native Hawaiian and Other Pacific Islander, and 2 percent was Some other race. Eighteen percent reported Two or more races. Six percent of the people in PUMA 00306 was Hispanic. Twenty-seven percent of the people in PUMA 00306 was White non-Hispanic. People of Hispanic origin may be of any race.

HOUSING CHARACTERISTICS: In 2006, PUMA 00306 had a total of 48,000 housing units, 9 percent of which were vacant. Of the total housing units, 58 percent was in single-unit structures, 42 percent was in multi-unit structures, and less than 0.5 percent was mobile homes. Fourteen percent of the housing units were built since 1990.

The Types of Housing Units in PUMA 00306, Hawaii in 2006



Source: American Community Survey, 2006

OCCUPIED HOUSING UNIT CHARACTERISTICS: In 2006, PUMA 00306 had 44,000 occupied housing units - 23,000 (53 percent) owner occupied and 21,000 (47 percent) renter occupied. Three percent of the households did not have telephone service and 5 percent of the households did not have access to a car, truck, or van for private use. Multi Vehicle households were not rare. Forty percent had two vehicles and another 20 percent had three or more.

HOUSING COSTS: Data for this section cannot be displayed because the number of sample cases is too small. Displaying the data would risk disclosing information for individuals.

Source: U.S. Census Bureau, 2006 American Community Survey

The U.S. Census Bureau's Population Estimates Program produces the [official population estimates for the nation, states, counties and places, and the official estimates of housing units for states and counties](#). The population and housing characteristics included above are derived from the American Community Survey.

Notes:

- Detail may not add to totals due to rounding.
- Percentages are based on unrounded numbers.