



Honolulu CDP, Hawaii
Population and Housing Narrative Profile: 2006
 Data Set: **2006 American Community Survey**
 Survey: **2006 American Community Survey**

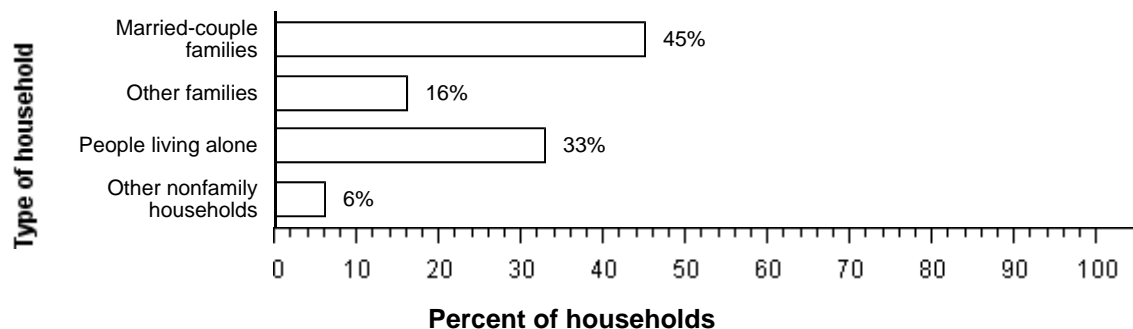
NOTE. Although the American Community Survey (ACS) produces population, demographic and housing unit estimates, it is the Census Bureau's Population Estimates Program that produces and disseminates the official estimates of the population for the nation, states, counties, cities and towns and estimates of housing units for states and counties.

For more information on confidentiality protection, sampling error, nonsampling error, and definitions, see [Survey Methodology](#).

HOUSEHOLDS AND FAMILIES: In 2006 there were 139,000 households in Honolulu CDP. The average household size was 2.5 people.

Families made up 61 percent of the households in Honolulu CDP. This figure includes both married-couple families (45 percent) and other families (16 percent). Nonfamily households made up 39 percent of all households in Honolulu CDP. Most of the nonfamily households were people living alone, but some were composed of people living in households in which no one was related to the householder.

The Types of Households in Honolulu CDP, Hawaii in 2006




Source: American Community Survey, 2006

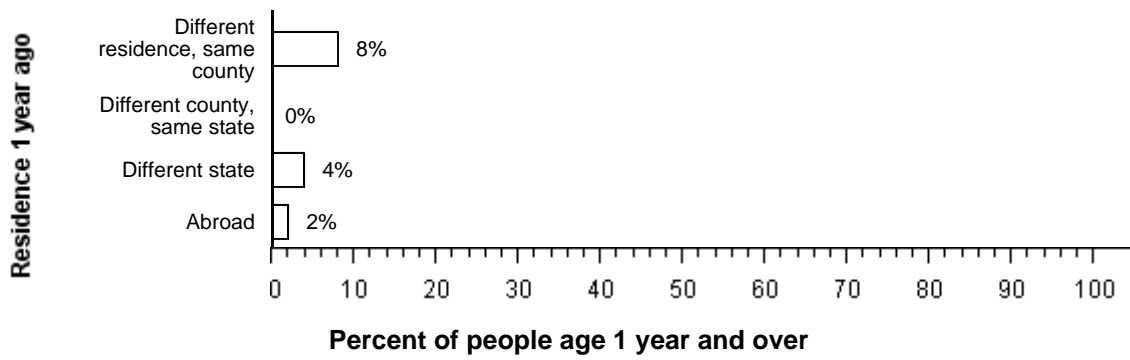
NATIVITY AND LANGUAGE: Twenty-five percent of the people living in Honolulu CDP in 2006 were foreign born. Seventy-five percent was native, including 51 percent who were born in Hawaii.

Among people at least five years old living in Honolulu CDP in 2006, 34 percent spoke a language other than English at home. Of those speaking a language other than English at home, 3 percent spoke Spanish and 97 percent spoke some other language; 51 percent reported that they did not speak English "very well."

GEOGRAPHIC MOBILITY: In 2006, 86 percent of the people at least one year old living in Honolulu CDP were living in the same residence one year earlier; 8 percent had moved during the past year from another residence in the same county, less than 0.5 percent from another county in the same state, 4 percent from another state, and 2 percent from abroad.

Geographic Mobility of Residents of Honolulu CDP, Hawaii in 2006



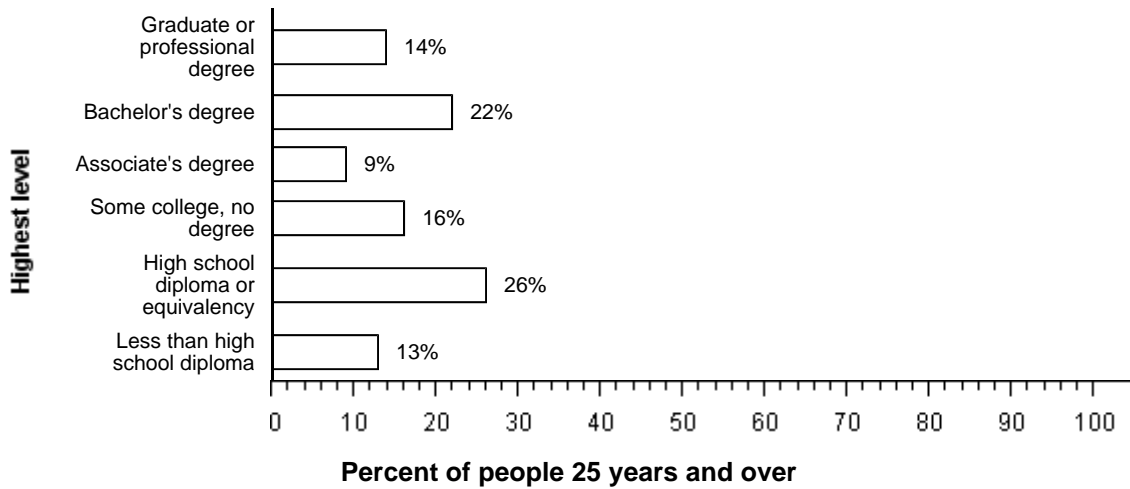


Source: American Community Survey, 2006

EDUCATION: In 2006, 87 percent of people 25 years and over had at least graduated from high school and 36 percent had a bachelor's degree or higher. Thirteen percent were dropouts; they were not enrolled in school and had not graduated from high school.

The total school enrollment in Honolulu CDP was 84,000 in 2006. Nursery school and kindergarten enrollment was 9,600 and elementary or high school enrollment was 46,000 children. College or graduate school enrollment was 28,000.

The Educational Attainment of People in Honolulu CDP, Hawaii in 2006

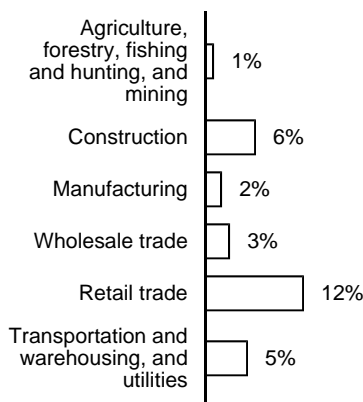


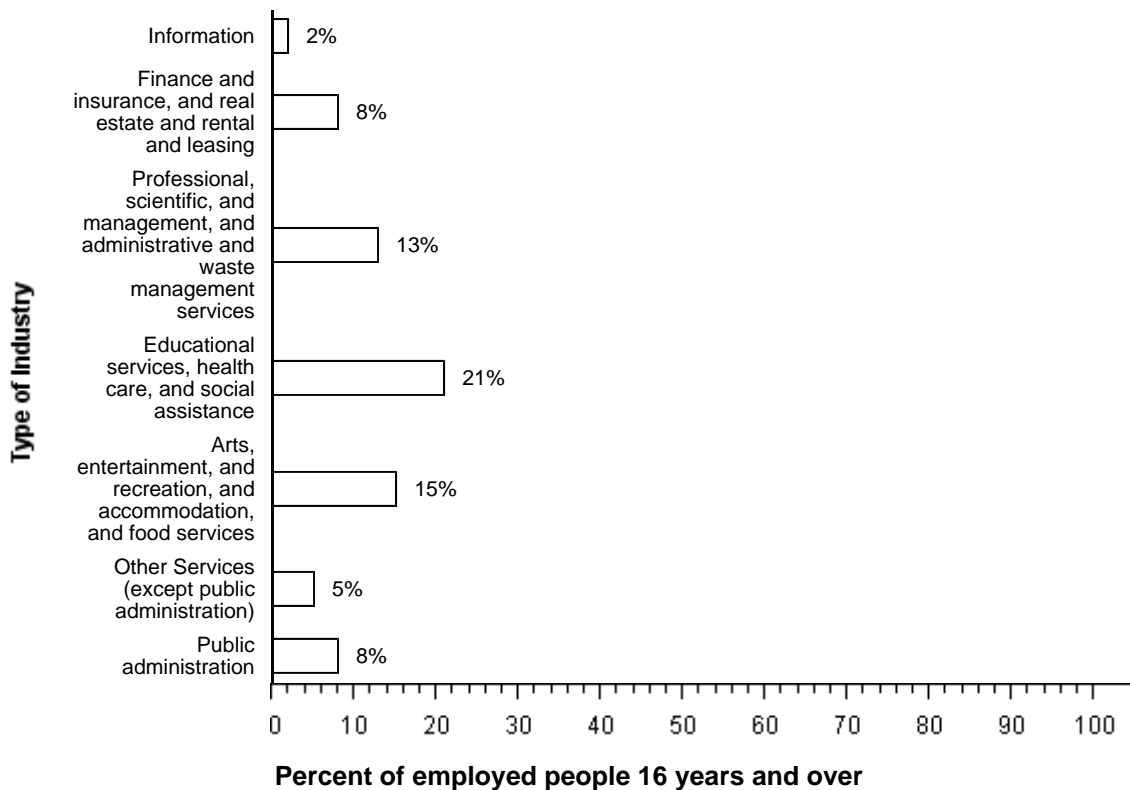
Source: American Community Survey, 2006

DISABILITY: In Honolulu CDP, among people at least five years old in 2006, 13 percent reported a disability. The likelihood of having a disability varied by age - from 4 percent of people 5 to 15 years old, to 8 percent of people 16 to 64 years old, and to 33 percent of those 65 and older.

INDUSTRIES: In 2006, for the employed population 16 years and older, the leading industries in Honolulu CDP were Educational services, and health care, and social assistance, 21 percent, and Arts, entertainment, and recreation, and accommodation, and food services, 15 percent.

Employment by Industry in Honolulu CDP, Hawaii in 2006





Source: American Community Survey, 2006

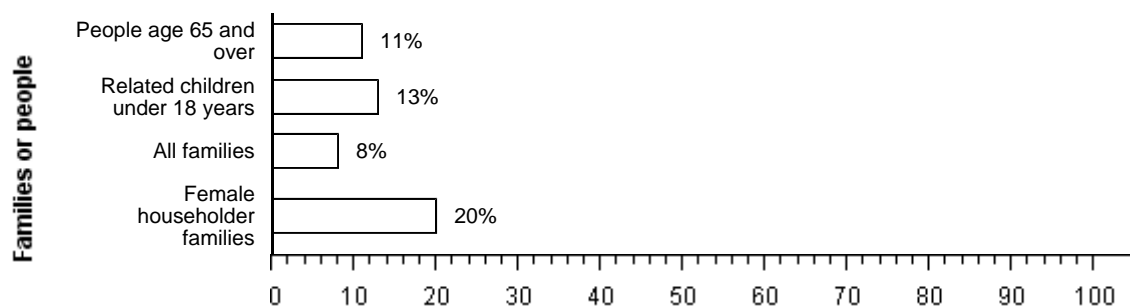
OCCUPATIONS AND TYPE OF EMPLOYER: Among the most common occupations were: Management, professional, and related occupations, 38 percent; Sales and office occupations, 27 percent; Service occupations, 21 percent; Construction, extraction, maintenance and repair occupations, 7 percent; and Production, transportation, and material moving occupations, 6 percent. Seventy-four percent of the people employed were Private wage and salary workers; 19 percent was Federal, state, or local government workers; and 7 percent was Self-employed in own not incorporated business workers.

TRAVEL TO WORK: Fifty-nine percent of Honolulu CDP workers drove to work alone in 2006, 16 percent carpooled, 11 percent took public transportation, and 10 percent used other means. The remaining 4 percent worked at home. Among those who commuted to work, it took them on average 22.2 minutes to get to work.

INCOME: The median income of households in Honolulu CDP was \$54,720. Seventy-eight percent of the households received earnings and 22 percent received retirement income other than Social Security. Thirty-three percent of the households received Social Security. The average income from Social Security was \$14,471. These income sources are not mutually exclusive; that is, some households received income from more than one source.

POVERTY AND PARTICIPATION IN GOVERNMENT PROGRAMS: In 2006, 12 percent of people were in poverty. Thirteen percent of related children under 18 were below the poverty level, compared with 11 percent of people 65 years old and over. Eight percent of all families and 20 percent of families with a female householder and no husband present had incomes below the poverty level.

Poverty Rates in Honolulu CDP, Hawaii in 2006

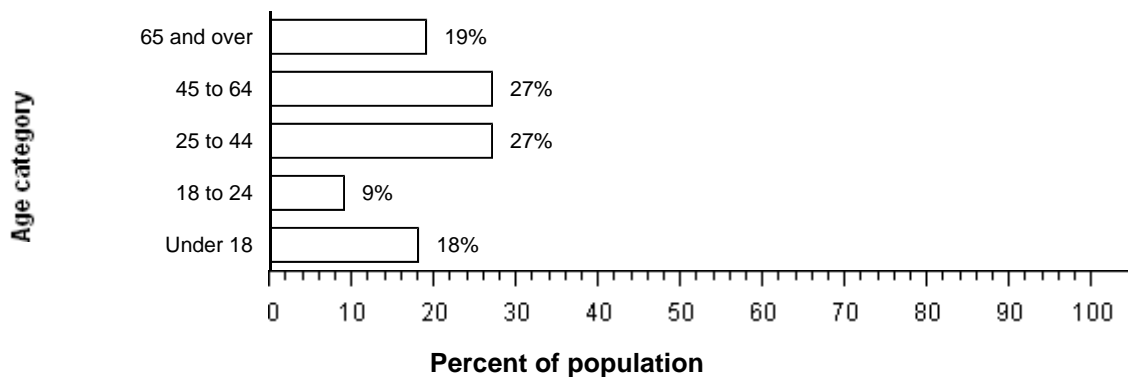


Percent below poverty level

Source: American Community Survey, 2006

POPULATION OF Honolulu CDP: In 2006, Honolulu CDP had a total population of 365,000 - 186,000 (51 percent) females and 178,000 (49 percent) males. The median age was 42.3 years. Eighteen percent of the population was under 18 years and 19 percent was 65 years and older.

The Age Distribution of People in Honolulu CDP, Hawaii in 2006

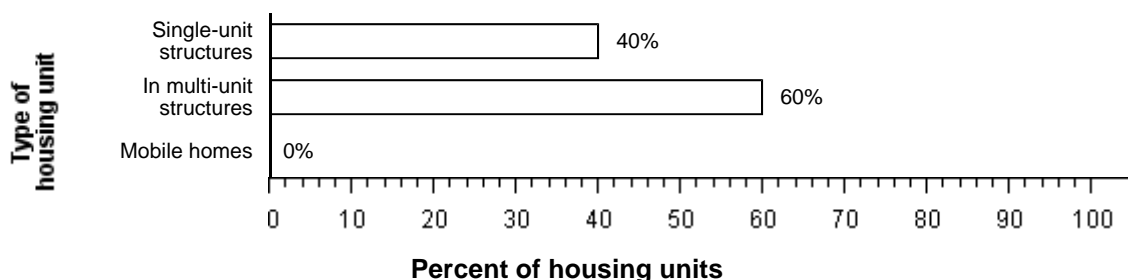


Source: American Community Survey, 2006

For people reporting one race alone, 25 percent was White; 2 percent was Black or African American; less than 0.5 percent was American Indian and Alaska Native; 66 percent was Asian; 7 percent was Native Hawaiian and Other Pacific Islander, and 1 percent was Some other race. Fifteen percent reported Two or more races. Three percent of the people in Honolulu CDP was Hispanic. Twenty percent of the people in Honolulu CDP was White non-Hispanic. People of Hispanic origin may be of any race.

HOUSING CHARACTERISTICS: In 2006, Honolulu CDP had a total of 160,000 housing units, 13 percent of which were vacant. Of the total housing units, 40 percent was in single-unit structures, 60 percent was in multi-unit structures, and less than 0.5 percent was mobile homes. Eleven percent of the housing units were built since 1990.

The Types of Housing Units in Honolulu CDP, Hawaii in 2006




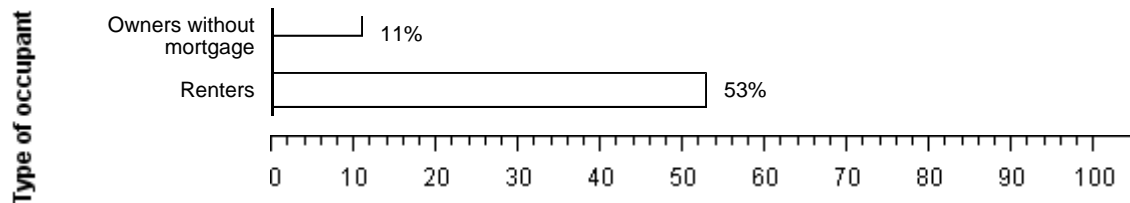
Source: American Community Survey, 2006

OCCUPIED HOUSING UNIT CHARACTERISTICS: In 2006, Honolulu CDP had 139,000 occupied housing units - 71,000 (51 percent) owner occupied and 68,000 (49 percent) renter occupied. Four percent of the households did not have telephone service and 16 percent of the households did not have access to a car, truck, or van for private use. Twenty-nine percent had two vehicles and another 13 percent had three or more.

HOUSING COSTS: The median monthly housing costs for mortgaged owners was \$2,188, nonmortgaged owners \$438, and renters \$1,000. Forty-eight percent of owners with mortgages, 11 percent of owners without mortgages, and 53 percent of renters in Honolulu CDP spent 30 percent or more of household income on housing.

Occupants with a Housing Cost Burden in Honolulu CDP, Hawaii in 2006





Percent paying 30 percent or more of income for housing

Source: American Community Survey, 2006

Source: U.S. Census Bureau, 2006 American Community Survey

The U.S. Census Bureau's Population Estimates Program produces the [official population estimates for the nation, states, counties and places](#), and the [official estimates of housing units for states and counties](#). The population and housing characteristics included above are derived from the American Community Survey.

Notes:

- Detail may not add to totals due to rounding.
- Percentages are based on unrounded numbers.