



**PUMA5 00304, Hawaii**

**Population and Housing Narrative Profile: 2007**

Data Set: **2007 American Community Survey 1-Year Estimates**

Survey: **American Community Survey**

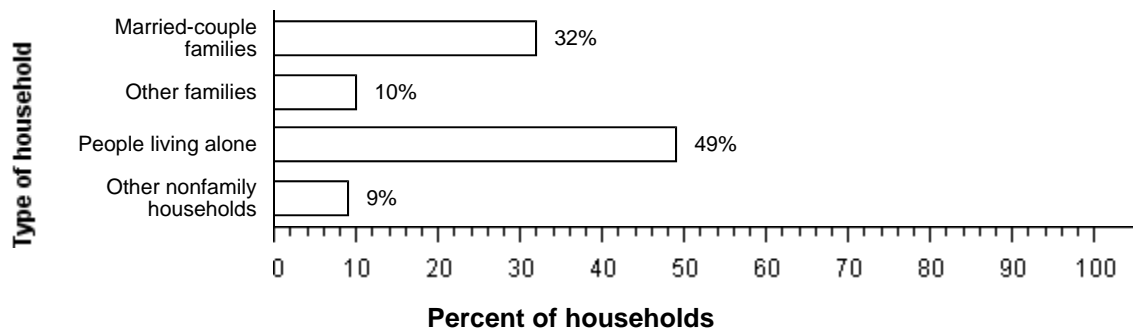
NOTE. Although the American Community Survey (ACS) produces population, demographic and housing unit estimates, it is the Census Bureau's Population Estimates Program that produces and disseminates the official estimates of the population for the nation, states, counties, cities and towns and estimates of housing units for states and counties.

For more information on confidentiality protection, sampling error, nonsampling error, and definitions, see [Survey Methodology](#).

**HOUSEHOLDS AND FAMILIES:** In 2007 there were 56,000 households in PUMA5 00304. The average household size was 1.9 people.

Families made up 42 percent of the households in PUMA5 00304. This figure includes both married-couple families (32 percent) and other families (10 percent). Nonfamily households made up 58 percent of all households in PUMA5 00304. Most of the nonfamily households were people living alone, but some were composed of people living in households in which no one was related to the householder.

**The Types of Households in PUMA5 00304, Hawaii in 2007**




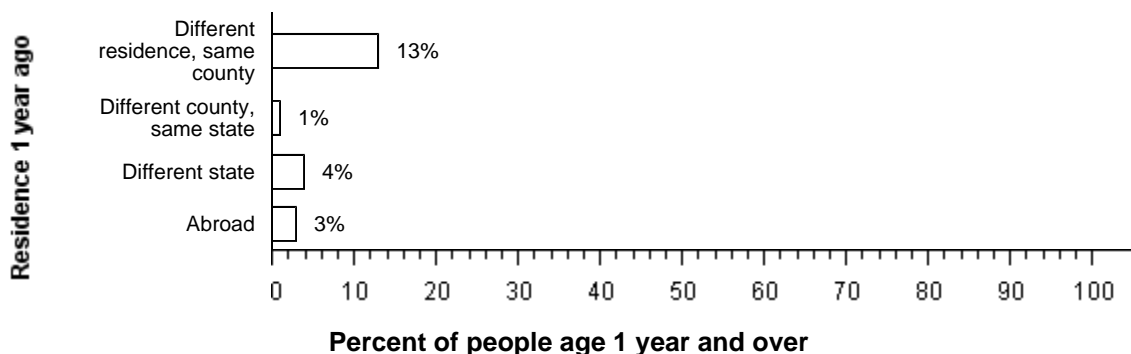
Source: American Community Survey, 2007

**NATIVITY AND LANGUAGE:** Data for this section cannot be displayed because the number of sample cases is too small. Displaying the data would risk disclosing information for individuals.

**GEOGRAPHIC MOBILITY:** In 2007, 79 percent of the people at least one year old living in PUMA5 00304 were living in the same residence one year earlier; 13 percent had moved during the past year from another residence in the same county, 1 percent from another county in the same state, 4 percent from another state, and 3 percent from abroad.

**Geographic Mobility of Residents of PUMA5 00304, Hawaii in 2007**



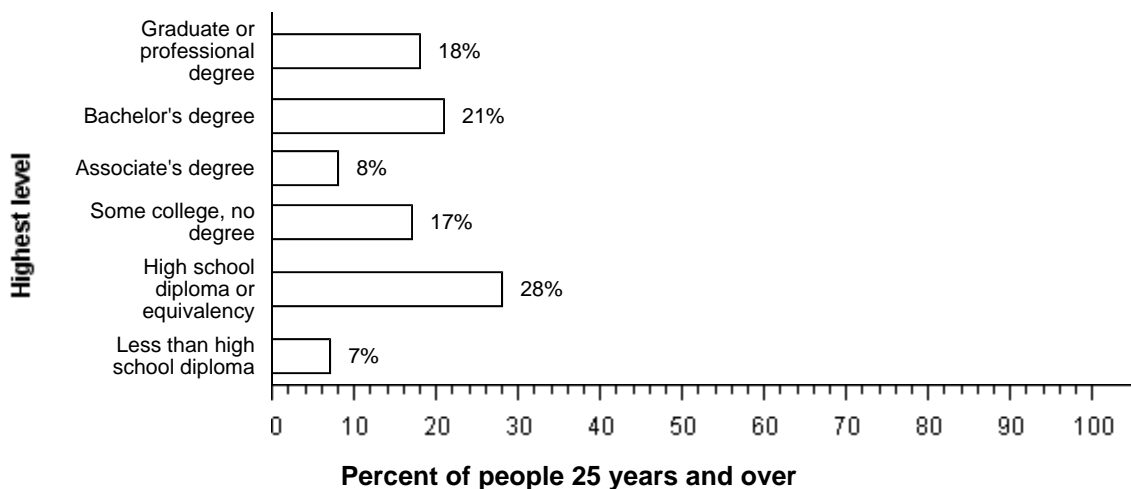


Source: American Community Survey, 2007

**EDUCATION:** In 2007, 93 percent of people 25 years and over had at least graduated from high school and 40 percent had a bachelor's degree or higher. Seven percent were dropouts; they were not enrolled in school and had not graduated from high school.

The total school enrollment in PUMA5 00304 was 21,000 in 2007. Nursery school and kindergarten enrollment was 1,900 and elementary or high school enrollment was 8,100 children. College or graduate school enrollment was 11,000.

**The Educational Attainment of People in PUMA5 00304, Hawaii in 2007**

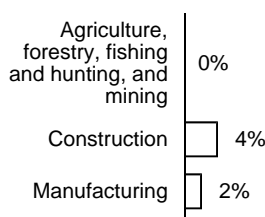


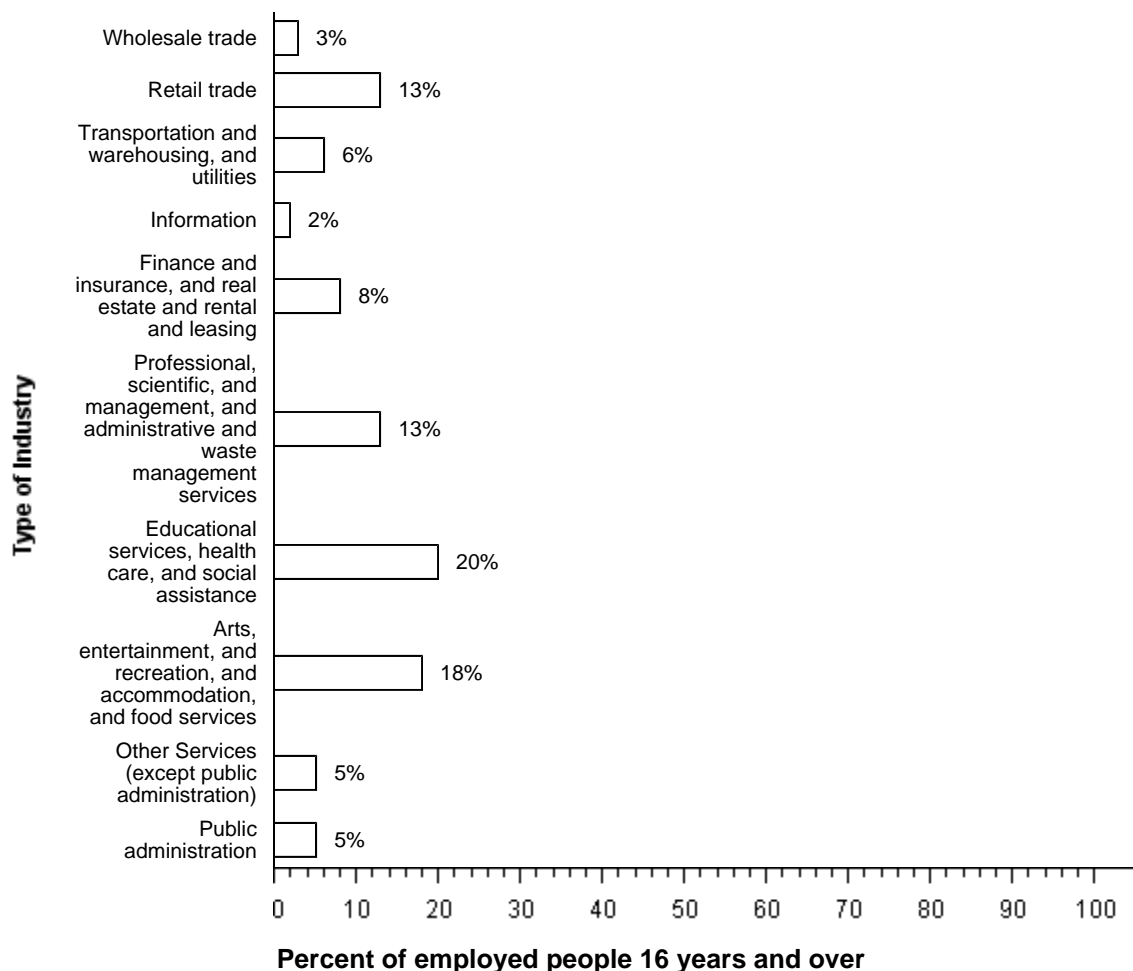
Source: American Community Survey, 2007

**DISABILITY:** In PUMA5 00304, among people at least five years old in 2007, 14 percent reported a disability. The likelihood of having a disability varied by age - from 6 percent of people 5 to 15 years old, to 8 percent of people 16 to 64 years old, and to 37 percent of those 65 and older.

**INDUSTRIES:** In 2007, for the employed population 16 years and older, the leading industries in PUMA5 00304 were Educational services, and health care, and social assistance, 20 percent, and Arts, entertainment, and recreation, and accommodation, and food services, 18 percent.

**Employment by Industry in PUMA5 00304, Hawaii in 2007**





Source: American Community Survey, 2007

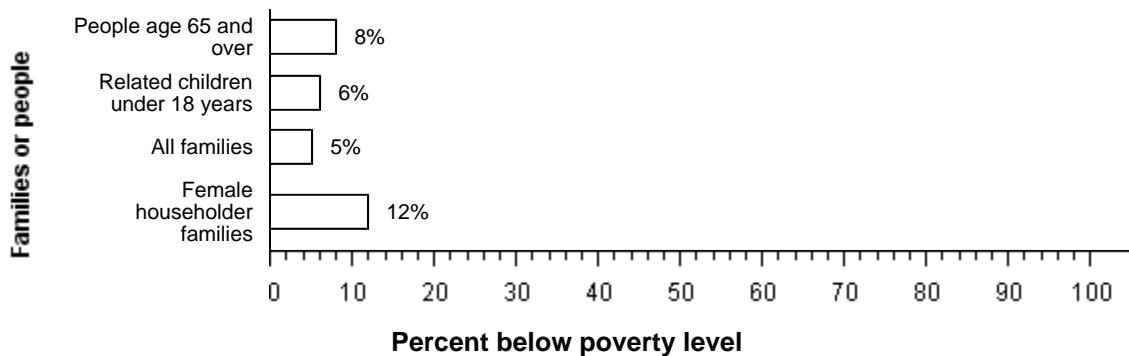
**OCCUPATIONS AND TYPE OF EMPLOYER:** Among the most common occupations were: Management, professional, and related occupations, 40 percent; Sales and office occupations, 28 percent; Service occupations, 23 percent; Construction, extraction, maintenance and repair occupations, 5 percent; and Production, transportation, and material moving occupations, 5 percent. Seventy-three percent of the people employed were Private wage and salary workers; 18 percent was Federal, state, or local government workers; and 8 percent was Self-employed in own not incorporated business workers.

**TRAVEL TO WORK:** Fifty-four percent of PUMA5 00304 workers drove to work alone in 2007, 11 percent carpooled, 13 percent took public transportation, and 18 percent used other means. The remaining 2 percent worked at home. Among those who commuted to work, it took them on average 20.3 minutes to get to work.

**INCOME:** The median income of households in PUMA5 00304 was \$44,544. Seventy-three percent of the households received earnings and 22 percent received retirement income other than Social Security. Twenty-nine percent of the households received Social Security. The average income from Social Security was \$14,346. These income sources are not mutually exclusive; that is, some households received income from more than one source.

**POVERTY AND PARTICIPATION IN GOVERNMENT PROGRAMS:** In 2007, 12 percent of people were in poverty. Six percent of related children under 18 were below the poverty level, compared with 8 percent of people 65 years old and over. Five percent of all families and 12 percent of families with a female householder and no husband present had incomes below the poverty level.

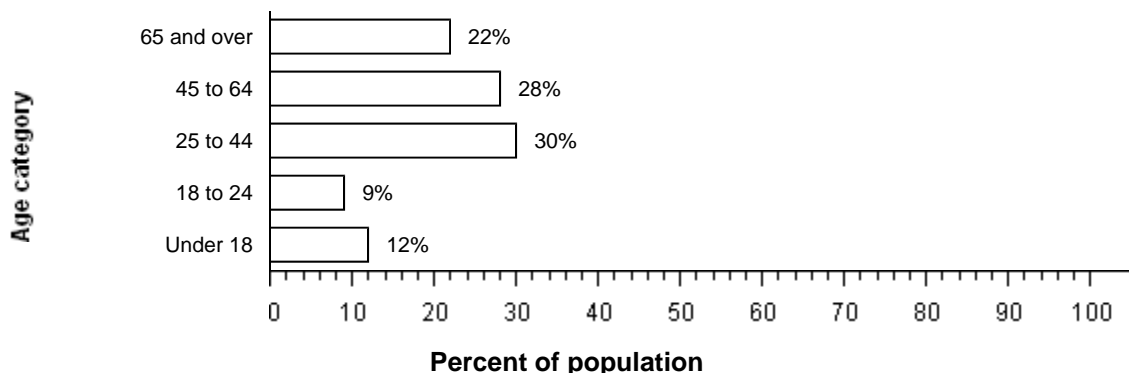
**Poverty Rates in PUMA5 00304, Hawaii in 2007**



Source: American Community Survey, 2007

POPULATION OF PUMA5 00304: In 2007, PUMA5 00304 had a total population of 106,000 - 54,000 (51 percent) females and 52,000 (49 percent) males. The median age was 44.5 years. Twelve percent of the population was under 18 years and 22 percent was 65 years and older.

**The Age Distribution of People in PUMA5 00304, Hawaii in 2007**

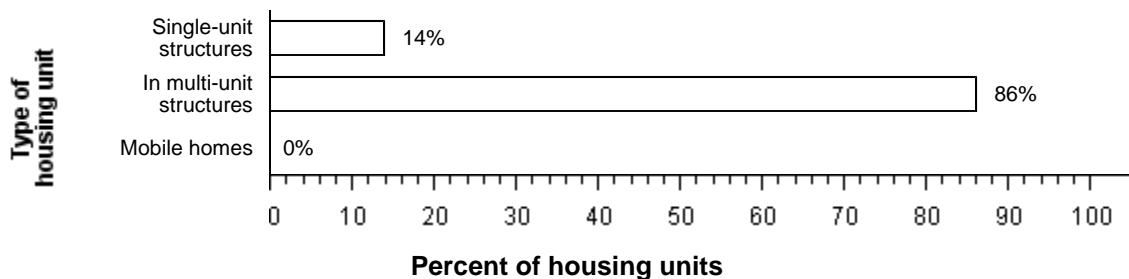


Source: American Community Survey, 2007

For people reporting one race alone, 32 percent was White; 1 percent was Black or African American; less than 0.5 percent was American Indian and Alaska Native; 61 percent was Asian; 4 percent was Native Hawaiian and Other Pacific Islander, and 1 percent was Some other race. Eleven percent reported Two or more races. Four percent of the people in PUMA5 00304 was Hispanic. Twenty-seven percent of the people in PUMA5 00304 was White non-Hispanic. People of Hispanic origin may be of any race.

HOUSING CHARACTERISTICS: In 2007, PUMA5 00304 had a total of 70,000 housing units, 19 percent of which were vacant. Of the total housing units, 14 percent was in single-unit structures, 86 percent was in multi-unit structures, and less than 0.5 percent was mobile homes. Ten percent of the housing units were built since 1990.

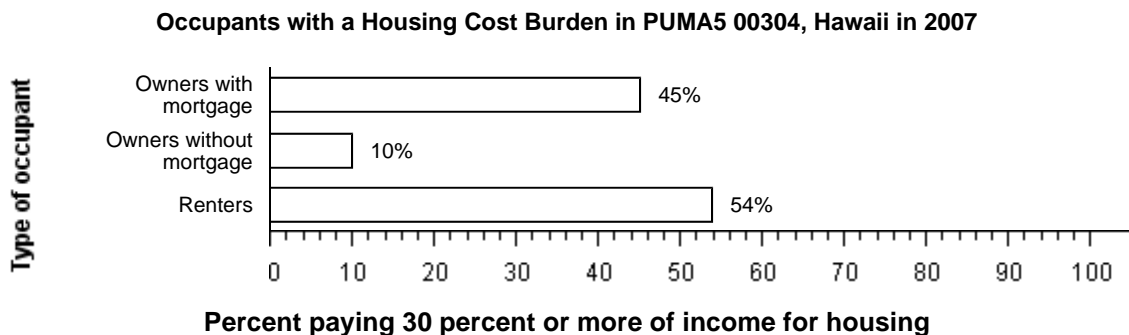
**The Types of Housing Units in PUMA5 00304, Hawaii in 2007**



Source: American Community Survey, 2007

**OCCUPIED HOUSING UNIT CHARACTERISTICS:** In 2007, PUMA5 00304 had 56,000 occupied housing units - 23,000 (41 percent) owner occupied and 33,000 (59 percent) renter occupied. Seven percent of the households did not have telephone service and 23 percent of the households did not have access to a car, truck, or van for private use. Seventeen percent had two vehicles and another 5 percent had three or more.

**HOUSING COSTS:** The median monthly housing costs for mortgaged owners was \$1,846, nonmortgaged owners \$470, and renters \$983. Forty-five percent of owners with mortgages, 10 percent of owners without mortgages, and 54 percent of renters in PUMA5 00304 spent 30 percent or more of household income on housing.



Source: American Community Survey, 2007

Source: U.S. Census Bureau, 2007 American Community Survey

The U.S. Census Bureau's Population Estimates Program produces the [official population estimates for the nation, states, counties and places](#), and the [official estimates of housing units for states and counties](#). The population and housing characteristics included above are derived from the American Community Survey.

Notes:

- Detail may not add to totals due to rounding.
- Percentages are based on unrounded numbers.