



Hawaii

Population and Housing Narrative Profile: 2007

Data Set: **2007 American Community Survey 1-Year Estimates**

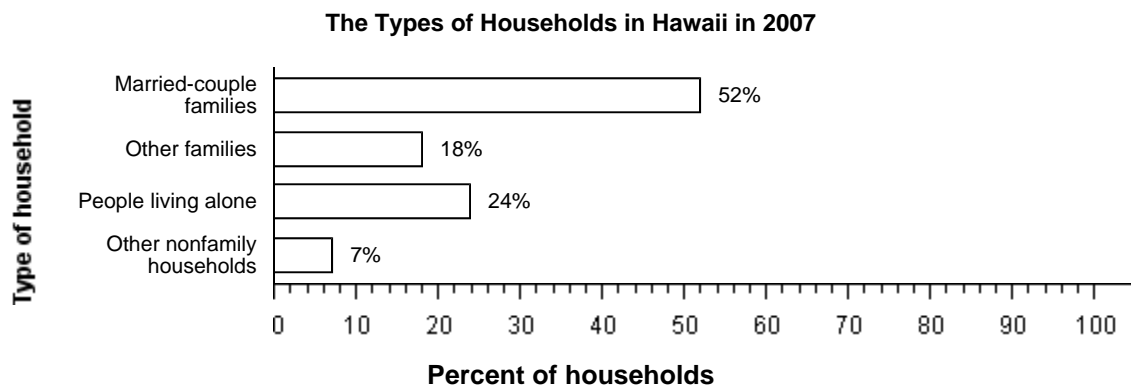
Survey: **American Community Survey**

NOTE. Although the American Community Survey (ACS) produces population, demographic and housing unit estimates, it is the Census Bureau's Population Estimates Program that produces and disseminates the official estimates of the population for the nation, states, counties, cities and towns and estimates of housing units for states and counties.

For more information on confidentiality protection, sampling error, nonsampling error, and definitions, see [Survey Methodology](#).

HOUSEHOLDS AND FAMILIES: In 2007 there were 440,000 households in Hawaii. The average household size was 2.8 people.

Families made up 70 percent of the households in Hawaii. This figure includes both married-couple families (52 percent) and other families (18 percent). Nonfamily households made up 30 percent of all households in Hawaii. Most of the nonfamily households were people living alone, but some were composed of people living in households in which no one was related to the householder.



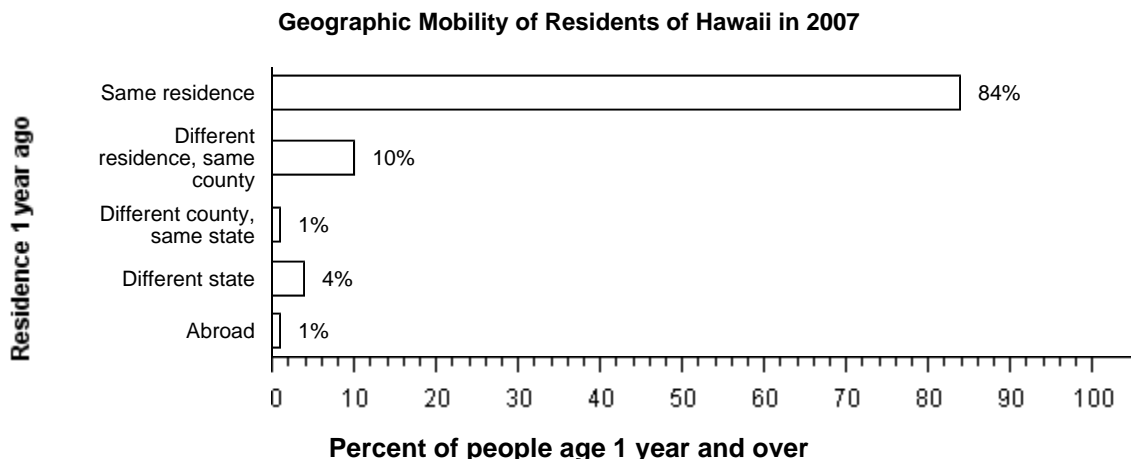
Source: American Community Survey, 2007

NATIVITY AND LANGUAGE: Seventeen percent of the people living in Hawaii in 2007 were foreign born. Eighty-three percent was native, including 55 percent who were born in Hawaii.

Among people at least five years old living in Hawaii in 2007, 26 percent spoke a language other than English at home. Of those speaking a language other than English at home, 9 percent spoke Spanish and 91 percent spoke some other language; 43 percent reported that they did not speak English "very well."

GEOGRAPHIC MOBILITY: In 2007, 84 percent of the people at least one year old living in Hawaii were living in the same residence one year earlier; 10 percent had moved during the past year from another residence in the same county, 1 percent from another county in the same state, 4

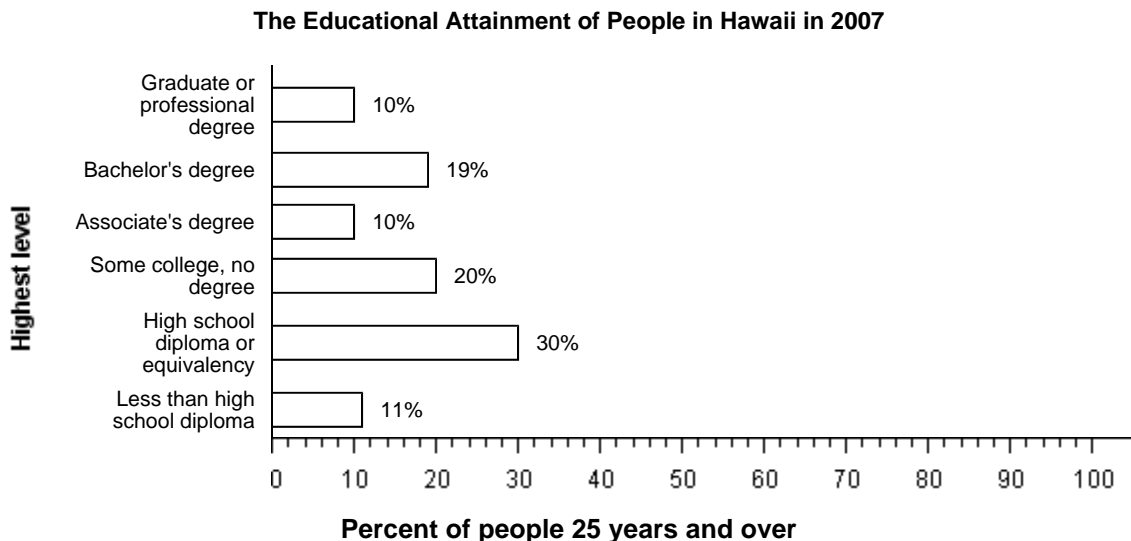
percent from another state, and 1 percent from abroad.



Source: American Community Survey, 2007

EDUCATION: In 2007, 89 percent of people 25 years and over had at least graduated from high school and 29 percent had a bachelor's degree or higher. Eleven percent were dropouts; they were not enrolled in school and had not graduated from high school.

The total school enrollment in Hawaii was 309,000 in 2007. Nursery school and kindergarten enrollment was 34,000 and elementary or high school enrollment was 189,000 children. College or graduate school enrollment was 86,000.



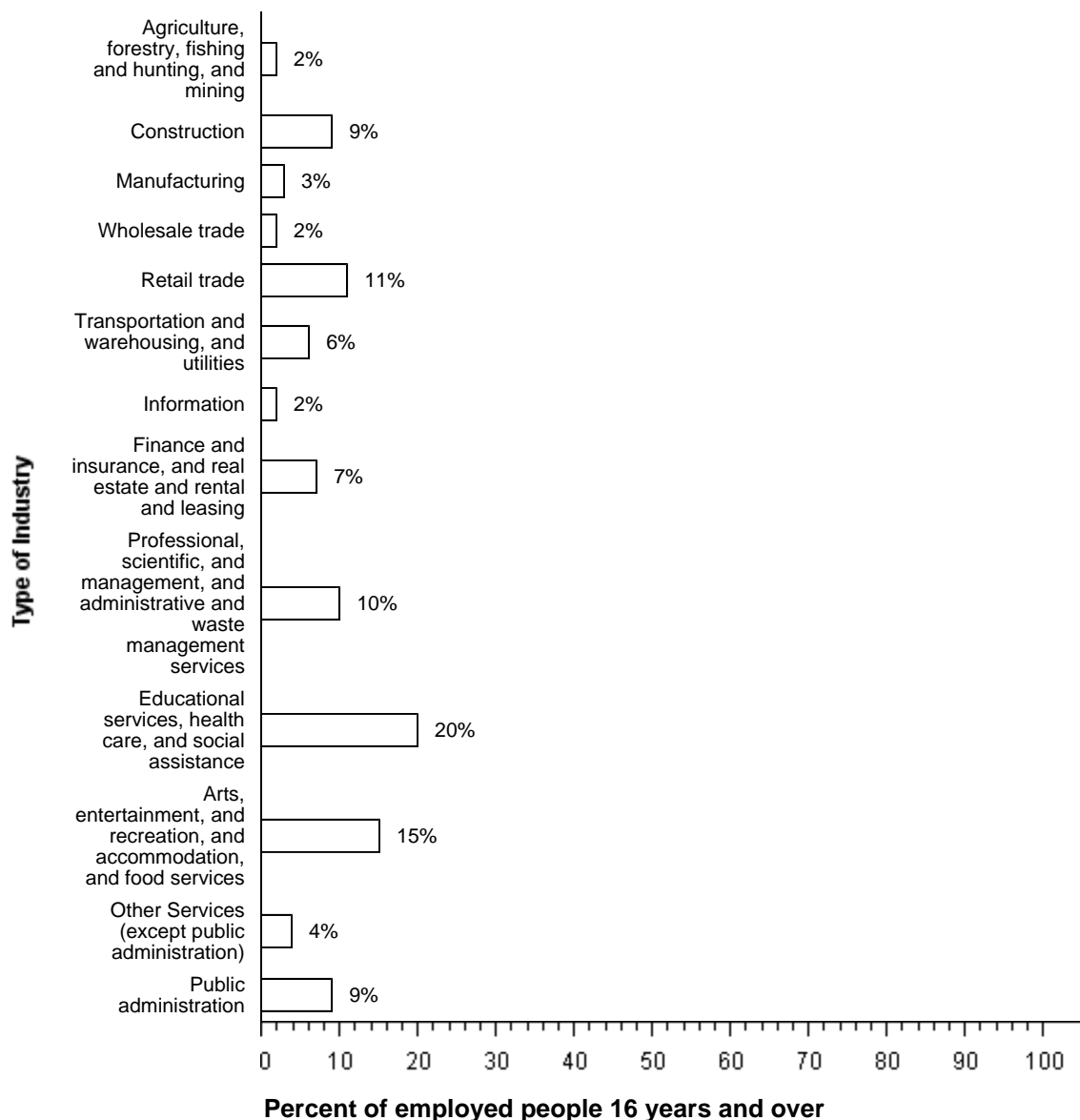
Source: American Community Survey, 2007

DISABILITY: In Hawaii, among people at least five years old in 2007, 14 percent reported a disability. The likelihood of having a disability varied by age - from 5 percent of people 5 to 15 years old, to 10 percent of people 16 to 64 years old, and to 38 percent of those 65 and older.

INDUSTRIES: In 2007, for the employed population 16 years and older, the leading industries in Hawaii were Educational services, and health care, and social assistance, 20 percent, and Arts, entertainment, and recreation, and accommodation, and food services, 15 percent.

Employment by Industry in Hawaii in 2007

|



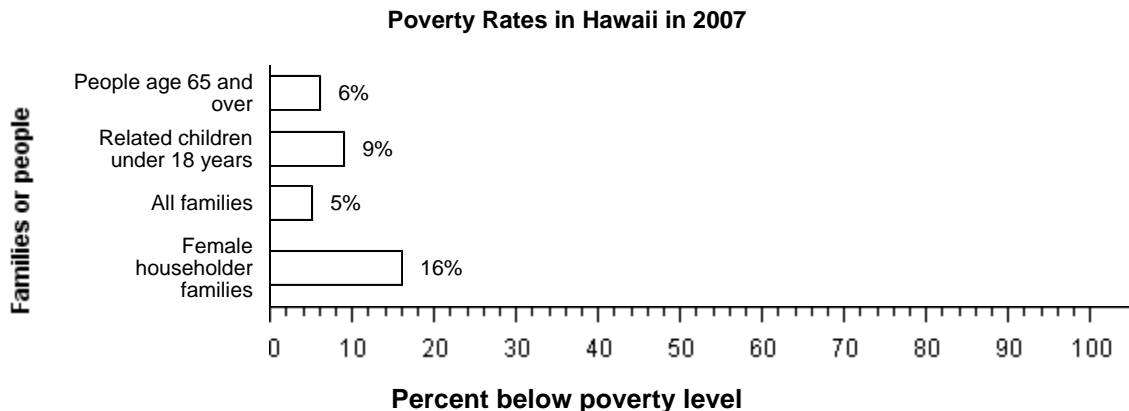
Source: American Community Survey, 2007

OCCUPATIONS AND TYPE OF EMPLOYER: Among the most common occupations were: Management, professional, and related occupations, 34 percent; Sales and office occupations, 26 percent; Service occupations, 21 percent; Construction, extraction, maintenance and repair occupations, 11 percent; and Production, transportation, and material moving occupations, 9 percent. Seventy-two percent of the people employed were Private wage and salary workers; 21 percent was Federal, state, or local government workers; and 8 percent was Self-employed in own not incorporated business workers.

TRAVEL TO WORK: Sixty-eight percent of Hawaii workers drove to work alone in 2007, 15 percent carpooled, 6 percent took public transportation, and 7 percent used other means. The remaining 4 percent worked at home. Among those who commuted to work, it took them on average 26.4 minutes to get to work.

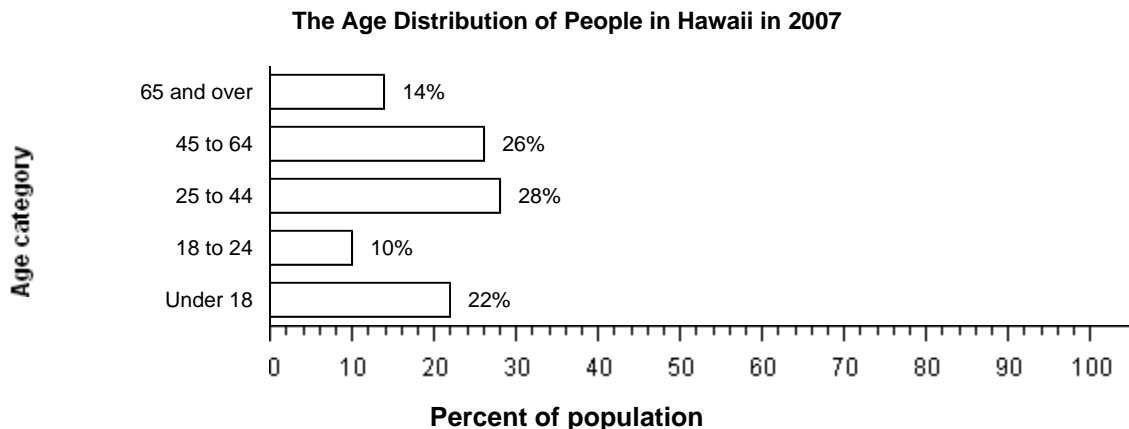
INCOME: The median income of households in Hawaii was \$63,746. Eighty-two percent of the households received earnings and 22 percent received retirement income other than Social Security. Thirty-one percent of the households received Social Security. The average income from Social Security was \$14,820. These income sources are not mutually exclusive; that is, some households received income from more than one source.

POVERTY AND PARTICIPATION IN GOVERNMENT PROGRAMS: In 2007, 8 percent of people were in poverty. Nine percent of related children under 18 were below the poverty level, compared with 6 percent of people 65 years old and over. Five percent of all families and 16 percent of families with a female householder and no husband present had incomes below the poverty level.



Source: American Community Survey, 2007

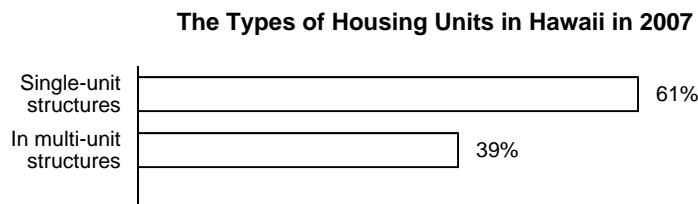
POPULATION OF Hawaii: In 2007, Hawaii had a total population of 1.3 million - 638,000 (50 percent) females and 645,000 (50 percent) males. The median age was 38.1 years. Twenty-two percent of the population was under 18 years and 14 percent was 65 years and older.




Source: American Community Survey, 2007

For people reporting one race alone, 34 percent was White; 3 percent was Black or African American; less than 0.5 percent was American Indian and Alaska Native; 50 percent was Asian; 11 percent was Native Hawaiian and Other Pacific Islander, and 2 percent was Some other race. Twenty-two percent reported Two or more races. Eight percent of the people in Hawaii was Hispanic. Twenty-five percent of the people in Hawaii was White non-Hispanic. People of Hispanic origin may be of any race.

HOUSING CHARACTERISTICS: In 2007, Hawaii had a total of 507,000 housing units, 13 percent of which were vacant. Of the total housing units, 61 percent was in single-unit structures, 39 percent was in multi-unit structures, and less than 0.5 percent was mobile homes. Twenty-three percent of the housing units were built since 1990.



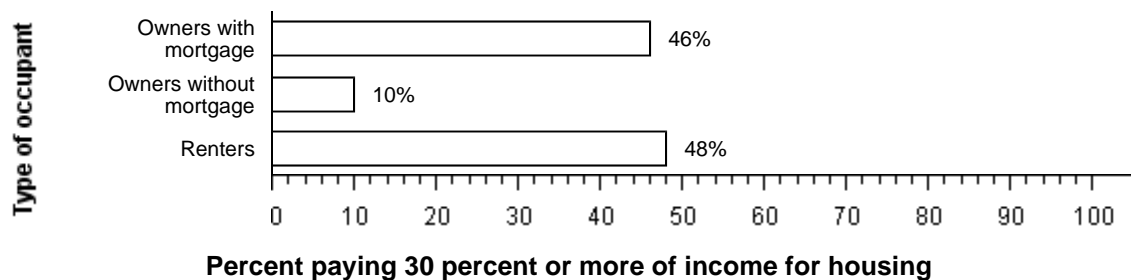


Source: American Community Survey, 2007

OCCUPIED HOUSING UNIT CHARACTERISTICS: In 2007, Hawaii had 440,000 occupied housing units - 262,000 (60 percent) owner occupied and 178,000 (40 percent) renter occupied. Five percent of the households did not have telephone service and 8 percent of the households did not have access to a car, truck, or van for private use. Multi Vehicle households were not rare. Thirty-five percent had two vehicles and another 22 percent had three or more.

HOUSING COSTS: The median monthly housing costs for mortgaged owners was \$2,099, nonmortgaged owners \$409, and renters \$1,194. Forty-six percent of owners with mortgages, 10 percent of owners without mortgages, and 48 percent of renters in Hawaii spent 30 percent or more of household income on housing.

Occupants with a Housing Cost Burden in Hawaii in 2007



Source: American Community Survey, 2007

Source: U.S. Census Bureau, 2007 American Community Survey

The U.S. Census Bureau's Population Estimates Program produces the [official population estimates for the nation, states, counties and places](#), and the [official estimates of housing units for states and counties](#). The population and housing characteristics included above are derived from the American Community Survey.

Notes:

- Detail may not add to totals due to rounding.
- Percentages are based on unrounded numbers.