



### Kailua CDP, Honolulu County, Hawaii

#### Population and Housing Narrative Profile: 2007-2009

Data Set: 2007-2009 American Community Survey 3-Year Estimates

Survey: American Community Survey

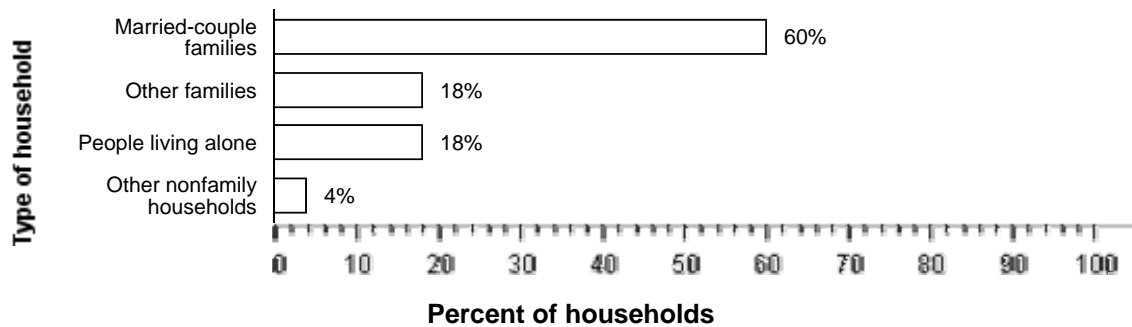
NOTE. Although the American Community Survey (ACS) produces population, demographic and housing unit estimates, it is the Census Bureau's Population Estimates Program that produces and disseminates the official estimates of the population for the nation, states, counties, cities and towns and estimates of housing units for states and counties.

For more information on confidentiality protection, sampling error, nonsampling error, and definitions, see [Survey Methodology](#).

**HOUSEHOLDS AND FAMILIES:** In 2007-2009 there were 11,000 households in Kailua CDP (Honolulu County). The average household size was 3.1 people.

Families made up 78 percent of the households in Kailua CDP (Honolulu County). This figure includes both married-couple families (60 percent) and other families (18 percent). Nonfamily households made up 22 percent of all households in Kailua CDP (Honolulu County). Most of the nonfamily households were people living alone, but some were composed of people living in households in which no one was related to the householder.

**The Types of Households in Kailua CDP (Honolulu County), Hawaii in 2007-2009**




Source: American Community Survey, 2007-2009

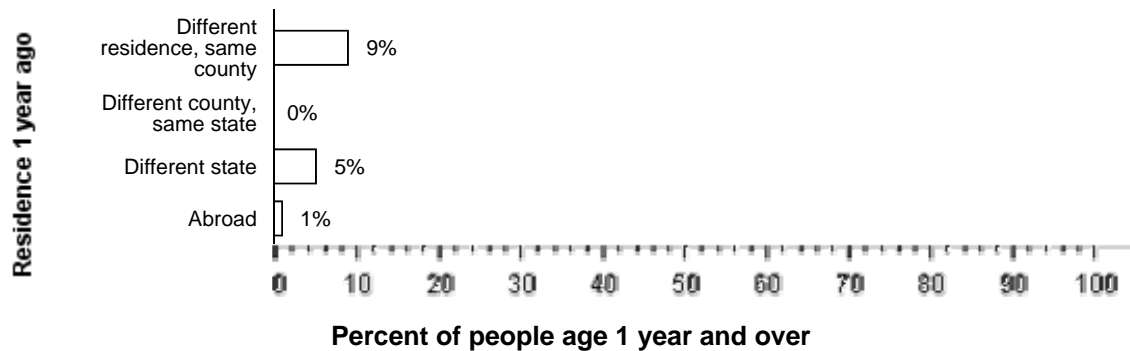
**NATIVITY AND LANGUAGE:** Seven percent of the people living in Kailua CDP (Honolulu County) in 2007-2009 were foreign born. Ninety-three percent was native, including 54 percent who were born in Hawaii.

Among people at least five years old living in Kailua CDP (Honolulu County) in 2007-2009, 10 percent spoke a language other than English at home. Of those speaking a language other than English at home, 12 percent spoke Spanish and 88 percent spoke some other language; 29 percent reported that they did not speak English "very well."

**GEOGRAPHIC MOBILITY:** In 2007-2009, 85 percent of the people at least one year old living in Kailua CDP (Honolulu County) were living in the same residence one year earlier; 9 percent had moved during the past year from another residence in the same county, less than 0.5 percent from another county in the same state, 5 percent from another state, and 1 percent from abroad.

**Geographic Mobility of Residents of Kailua CDP (Honolulu County), Hawaii in 2007-2009**



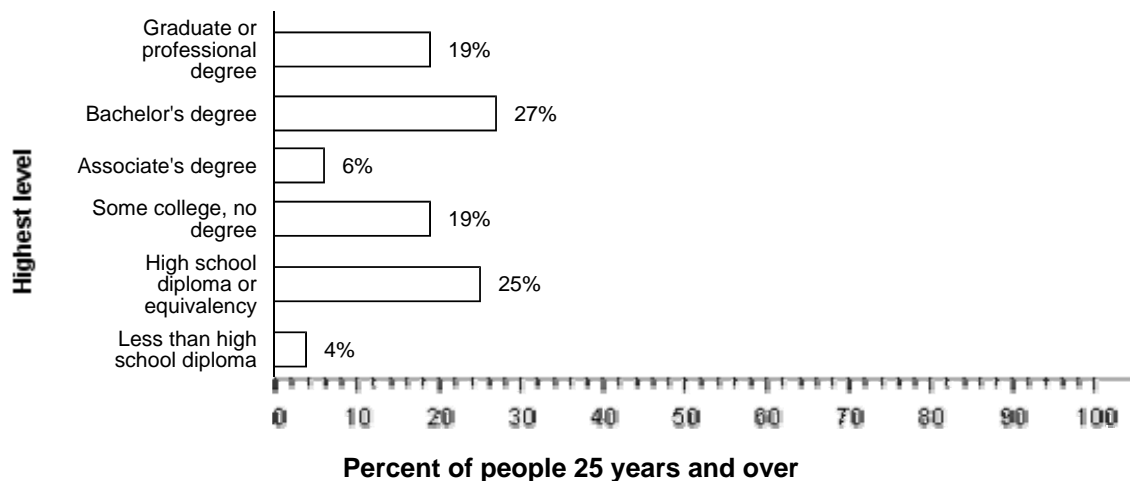


Source: American Community Survey, 2007-2009

**EDUCATION:** In 2007-2009, 96 percent of people 25 years and over had at least graduated from high school and 46 percent had a bachelor's degree or higher. Four percent were dropouts; they were not enrolled in school and had not graduated from high school.

The total school enrollment in Kailua CDP (Honolulu County) was 9,700 in 2007-2009. Nursery school and kindergarten enrollment was 1,400 and elementary or high school enrollment was 6,000 children. College or graduate school enrollment was 2,400.

**The Educational Attainment of People in Kailua CDP (Honolulu County), Hawaii in 2007-2009**

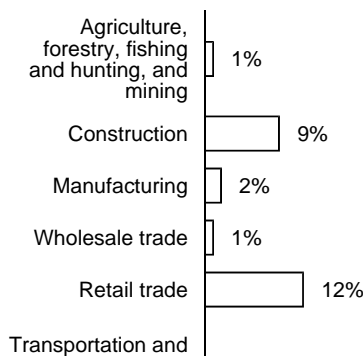


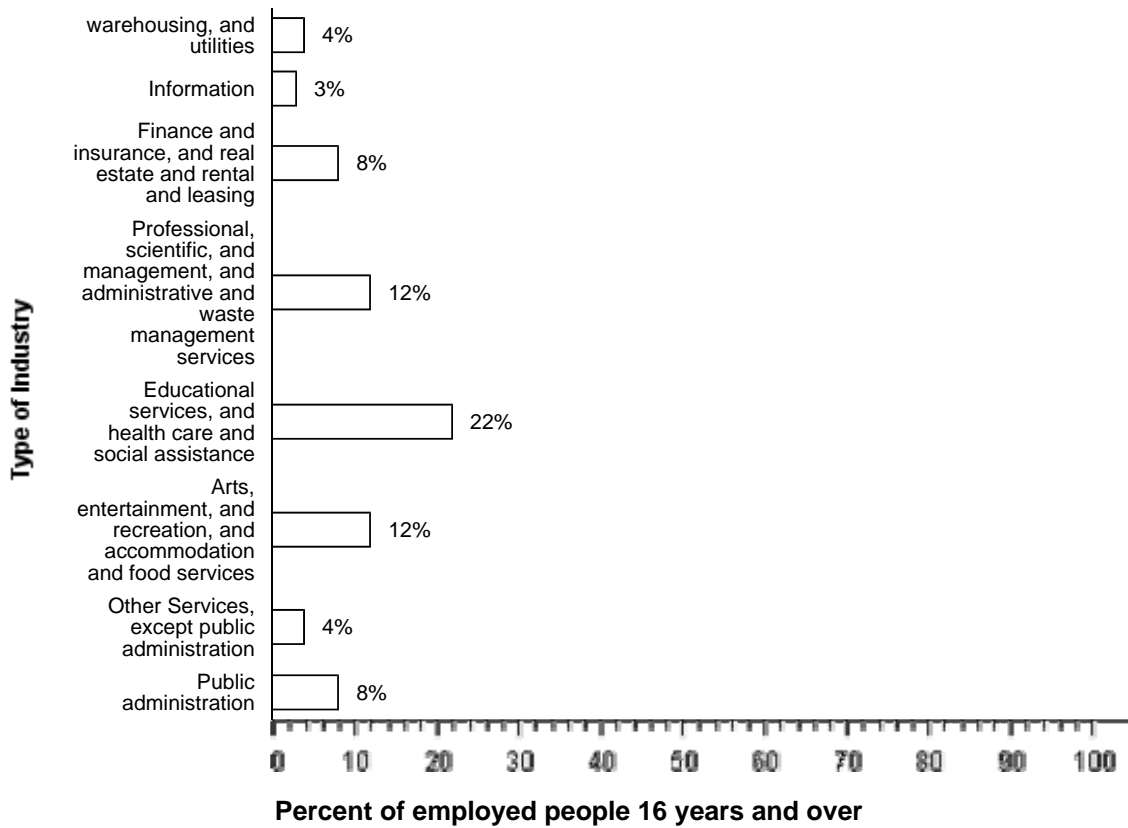
Source: American Community Survey, 2007-2009

**DISABILITY:** In Kailua CDP (Honolulu County), among people at least five years old in 2007-2009, percent reported a disability. The likelihood of having a disability varied by age - from percent of people 5 to 15 years old, to percent of people 16 to 64 years old, and to percent of those 65 and older.

**INDUSTRIES:** In 2007-2009, for the employed population 16 years and older, the leading industries in Kailua CDP (Honolulu County) were Educational services, and health care, and social assistance, 22 percent, and Professional, scientific, and management, and administrative and waste management services, 12 percent.

**Employment by Industry in Kailua CDP (Honolulu County), Hawaii in 2007-2009**





Source: American Community Survey, 2007-2009

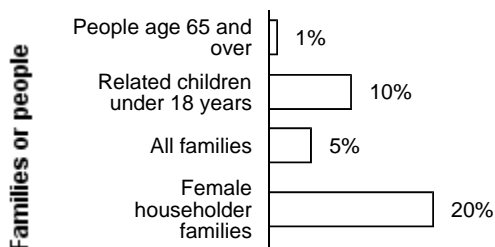
**OCCUPATIONS AND TYPE OF EMPLOYER:** Among the most common occupations were: Management, professional, and related occupations, 46 percent; Sales and office occupations, 23 percent; Service occupations, 17 percent; Construction, extraction, maintenance, and repair occupations, 9 percent; and Production, transportation, and material moving occupations, 4 percent. Sixty-five percent of the people employed were Private wage and salary workers; 22 percent was Federal, state, or local government workers; and 13 percent was Self-employed in own not incorporated business workers.

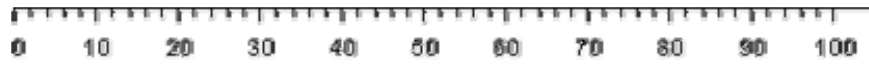
**TRAVEL TO WORK:** Sixty-seven percent of Kailua CDP (Honolulu County) workers drove to work alone in 2007-2009, 15 percent carpooled, 4 percent took public transportation, and 7 percent used other means. The remaining 7 percent worked at home. Among those who commuted to work, it took them on average 27.7 minutes to get to work.

**INCOME:** The median income of households in Kailua CDP (Honolulu County) was \$89,072. Eighty-nine percent of the households received earnings and 23 percent received retirement income other than Social Security. Thirty percent of the households received Social Security. The average income from Social Security was \$16,528. These income sources are not mutually exclusive; that is, some households received income from more than one source.

**POVERTY AND PARTICIPATION IN GOVERNMENT PROGRAMS:** In 2007-2009, 6 percent of people were in poverty. Ten percent of related children under 18 were below the poverty level, compared with 1 percent of people 65 years old and over. Five percent of all families and 20 percent of families with a female householder and no husband present had incomes below the poverty level.

**Poverty Rates in Kailua CDP (Honolulu County), Hawaii in 2007-2009**



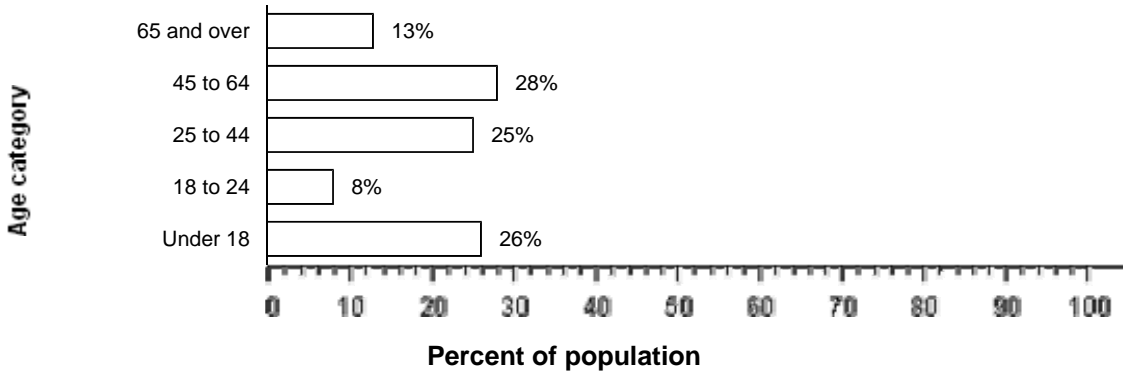


**Percent below poverty level**

Source: American Community Survey, 2007-2009

**POPULATION OF Kailua CDP (Honolulu County):** In 2007-2009, Kailua CDP (Honolulu County) had a total population of 35,000 - 17,000 (49 percent) females and 18,000 (51 percent) males. The median age was 38.1 years. Twenty-six percent of the population was under 18 years and 13 percent was 65 years and older.

**The Age Distribution of People in Kailua CDP (Honolulu County), Hawaii in 2007-2009**

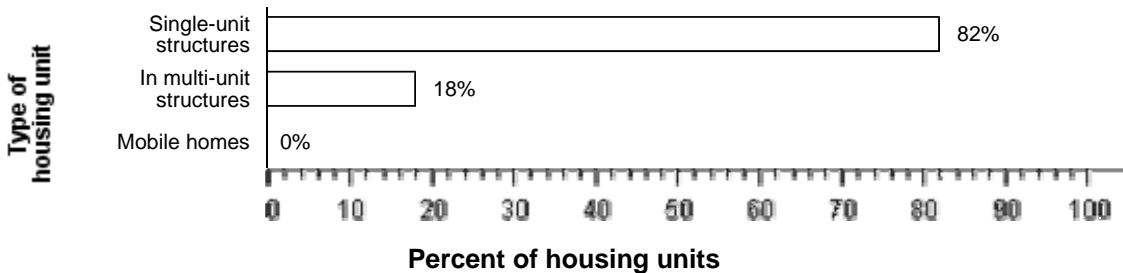


Source: American Community Survey, 2007-2009

**For people reporting one race alone,** 49 percent was White; 1 percent was Black or African American; less than 0.5 percent was American Indian and Alaska Native; 18 percent was Asian; 6 percent was Native Hawaiian and Other Pacific Islander, and less than 0.5 percent was Some other race. Twenty-six percent reported Two or more races. Six percent of the people in Kailua CDP (Honolulu County) was Hispanic. Forty-seven percent of the people in Kailua CDP (Honolulu County) was White non-Hispanic. People of Hispanic origin may be of any race.

**HOUSING CHARACTERISTICS:** In 2007-2009, Kailua CDP (Honolulu County) had a total of 12,000 housing units, 6 percent of which were vacant. Of the total housing units, 82 percent was in single-unit structures, 18 percent was in multi-unit structures, and less than 0.5 percent was mobile homes. Seven percent of the housing units were built since 1990.

**The Types of Housing Units in Kailua CDP (Honolulu County), Hawaii in 2007-2009**

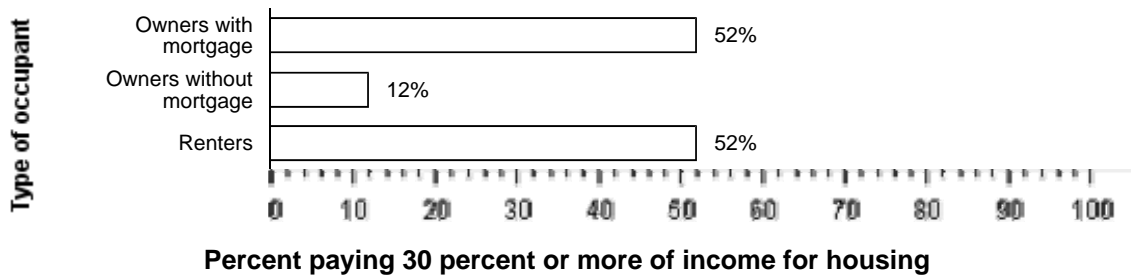


Source: American Community Survey, 2007-2009

**OCCUPIED HOUSING UNIT CHARACTERISTICS:** In 2007-2009, Kailua CDP (Honolulu County) had 11,000 occupied housing units - 8,000 (71 percent) owner occupied and 3,300 (29 percent) renter occupied. Two percent of the households did not have telephone service and 4 percent of the households did not have access to a car, truck, or van for private use. Multi Vehicle households were not rare. Forty-three percent had two vehicles and another 27 percent had three or more.

**HOUSING COSTS:** The median monthly housing costs for mortgaged owners was \$2,989, nonmortgaged owners \$565, and renters \$1,717. Fifty-two percent of owners with mortgages, 12 percent of owners without mortgages, and 52 percent of renters in Kailua CDP (Honolulu County) spent 30 percent or more of household income on housing.

**Occupants with a Housing Cost Burden in Kailua CDP (Honolulu County), Hawaii in 2007-2009**



Source: American Community Survey, 2007-2009

Source: U.S. Census Bureau, 2007-2009 American Community Survey

The U.S. Census Bureau's Population Estimates Program produces the [official population estimates for the nation, states, counties and places](#), and the [official estimates of housing units for states and counties](#). The population and housing characteristics included above are derived from the American Community Survey.

Notes:

- Detail may not add to totals due to rounding.
- Percentages are based on unrounded numbers.