



Kauai County, Hawaii

Population and Housing Narrative Profile: 2007-2009

Data Set: **2007-2009 American Community Survey 3-Year Estimates**

Survey: **American Community Survey**

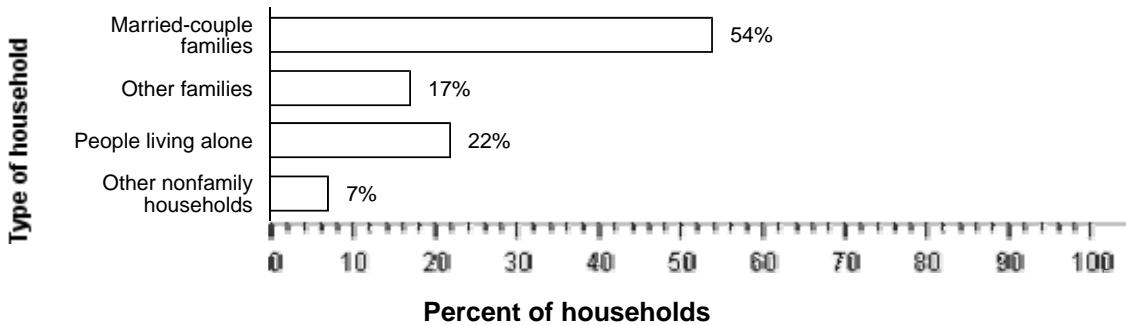
NOTE. Although the American Community Survey (ACS) produces population, demographic and housing unit estimates, it is the Census Bureau's Population Estimates Program that produces and disseminates the official estimates of the population for the nation, states, counties, cities and towns and estimates of housing units for states and counties.

For more information on confidentiality protection, sampling error, nonsampling error, and definitions, see [Survey Methodology](#).

HOUSEHOLDS AND FAMILIES: In 2007-2009 there were 22,000 households in Kauai County. The average household size was 2.9 people.

Families made up 71 percent of the households in Kauai County. This figure includes both married-couple families (54 percent) and other families (17 percent). Nonfamily households made up 29 percent of all households in Kauai County. Most of the nonfamily households were people living alone, but some were composed of people living in households in which no one was related to the householder.

The Types of Households in Kauai County, Hawaii in 2007-2009




Source: American Community Survey, 2007-2009

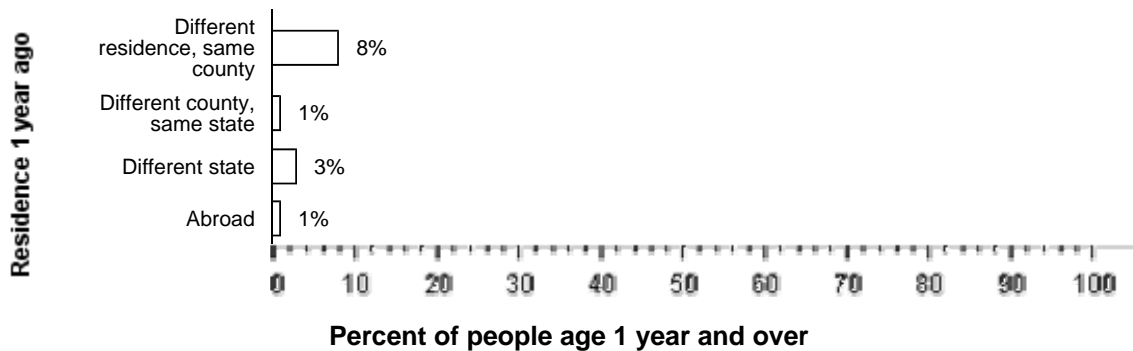
NATIVITY AND LANGUAGE: Thirteen percent of the people living in Kauai County in 2007-2009 were foreign born. Eighty-seven percent was native, including 58 percent who were born in Hawaii.

Among people at least five years old living in Kauai County in 2007-2009, 19 percent spoke a language other than English at home. Of those speaking a language other than English at home, 10 percent spoke Spanish and 90 percent spoke some other language; 36 percent reported that they did not speak English "very well."

GEOGRAPHIC MOBILITY: In 2007-2009, 87 percent of the people at least one year old living in Kauai County were living in the same residence one year earlier; 8 percent had moved during the past year from another residence in the same county, 1 percent from another county in the same state, 3 percent from another state, and 1 percent from abroad.

Geographic Mobility of Residents of Kauai County, Hawaii in 2007-2009



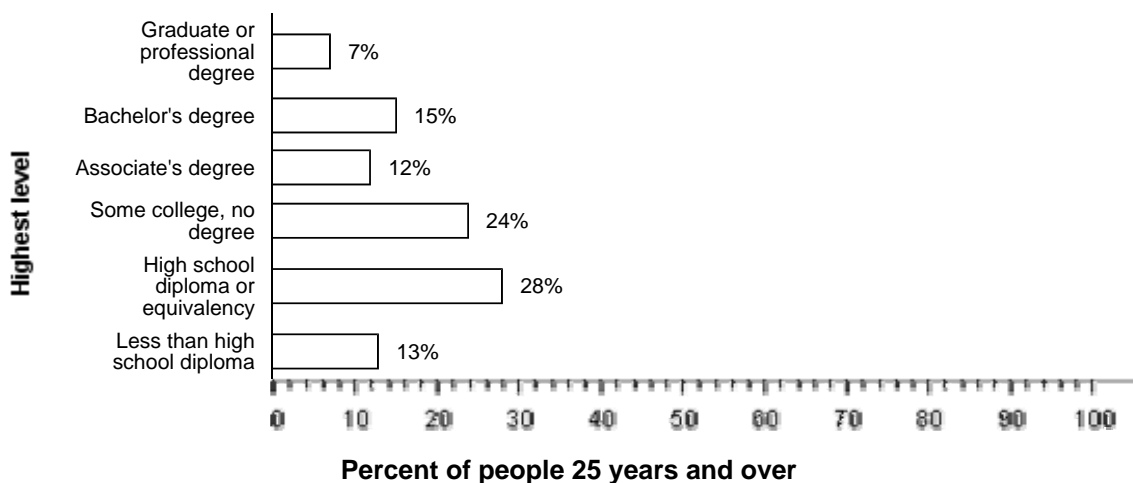


Source: American Community Survey, 2007-2009

EDUCATION: In 2007-2009, 87 percent of people 25 years and over had at least graduated from high school and 23 percent had a bachelor's degree or higher. Thirteen percent were dropouts; they were not enrolled in school and had not graduated from high school.

The total school enrollment in Kauai County was 14,000 in 2007-2009. Nursery school and kindergarten enrollment was 1,500 and elementary or high school enrollment was 10,000 children. College or graduate school enrollment was 2,500.

The Educational Attainment of People in Kauai County, Hawaii in 2007-2009

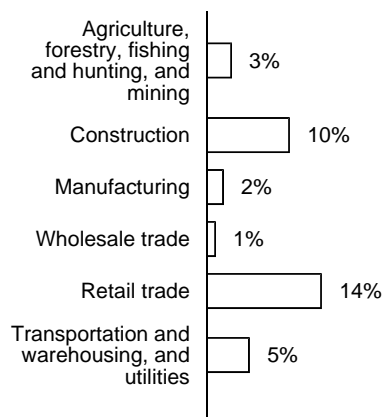


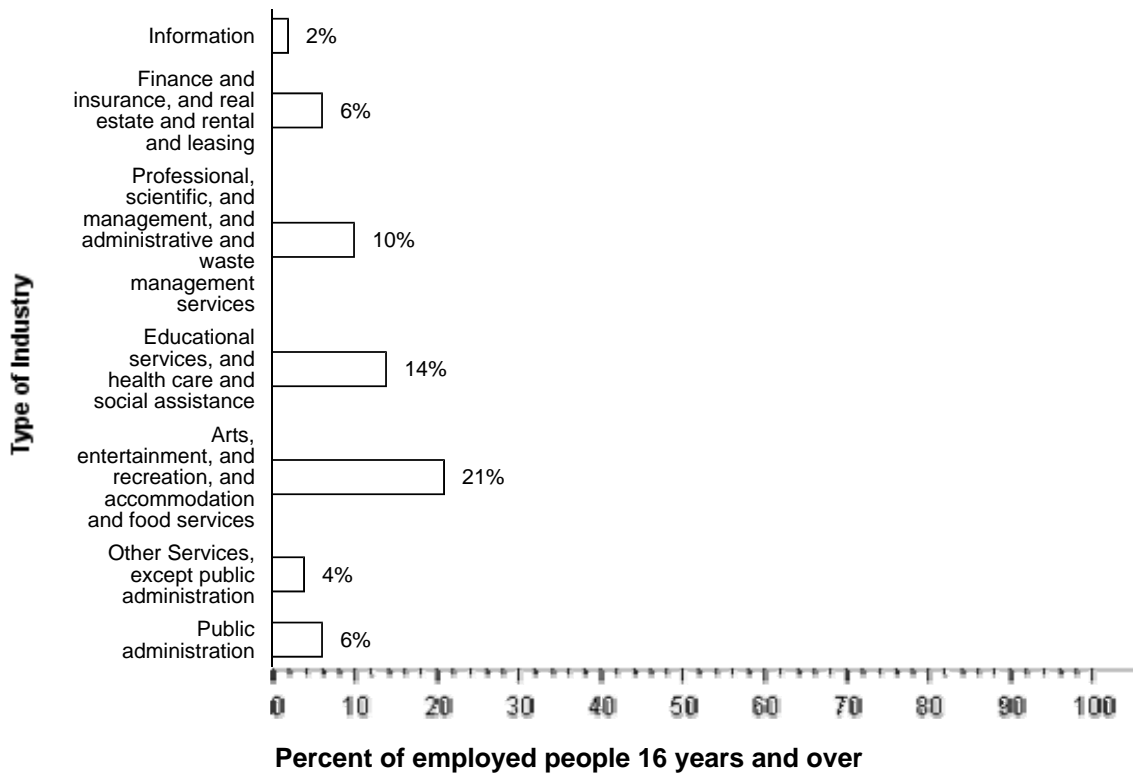
Source: American Community Survey, 2007-2009

DISABILITY: In Kauai County, among people at least five years old in 2007-2009, percent reported a disability. The likelihood of having a disability varied by age - from percent of people 5 to 15 years old, to percent of people 16 to 64 years old, and to percent of those 65 and older.

INDUSTRIES: In 2007-2009, for the employed population 16 years and older, the leading industries in Kauai County were Arts, entertainment, and recreation, and accommodation and food services, 21 percent, and Retail trade, 14 percent.

Employment by Industry in Kauai County, Hawaii in 2007-2009





Source: American Community Survey, 2007-2009

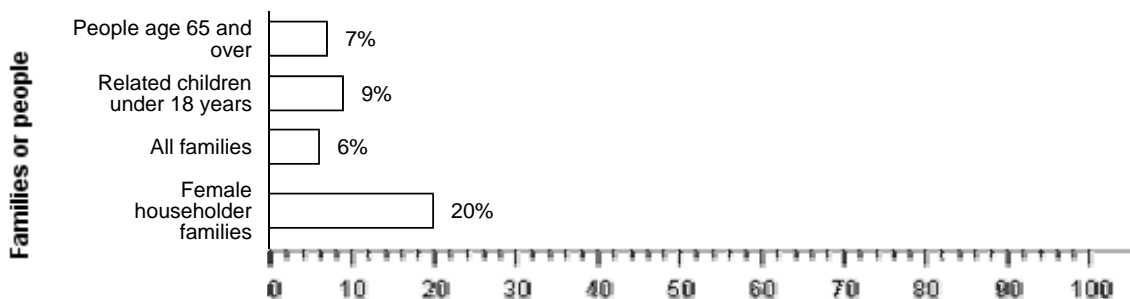
OCCUPATIONS AND TYPE OF EMPLOYER: Among the most common occupations were: Management, professional, and related occupations, 31 percent; Sales and office occupations, 26 percent; Service occupations, 23 percent; Construction, extraction, maintenance, and repair occupations, 12 percent; and Production, transportation, and material moving occupations, 7 percent. Seventy-five percent of the people employed were Private wage and salary workers; 16 percent was Federal, state, or local government workers; and 9 percent was Self-employed in own not incorporated business workers.

TRAVEL TO WORK: Seventy-eight percent of Kauai County workers drove to work alone in 2007-2009, 13 percent carpoolled, less than 0.5 percent took public transportation, and 4 percent used other means. The remaining 4 percent worked at home. Among those who commuted to work, it took them on average 18.7 minutes to get to work.

INCOME: The median income of households in Kauai County was \$65,135. Eighty-one percent of the households received earnings and 21 percent received retirement income other than Social Security. Thirty-three percent of the households received Social Security. The average income from Social Security was \$14,971. These income sources are not mutually exclusive; that is, some households received income from more than one source.

POVERTY AND PARTICIPATION IN GOVERNMENT PROGRAMS: In 2007-2009, 9 percent of people were in poverty. Nine percent of related children under 18 were below the poverty level, compared with 7 percent of people 65 years old and over. Six percent of all families and 20 percent of families with a female householder and no husband present had incomes below the poverty level.

Poverty Rates in Kauai County, Hawaii in 2007-2009

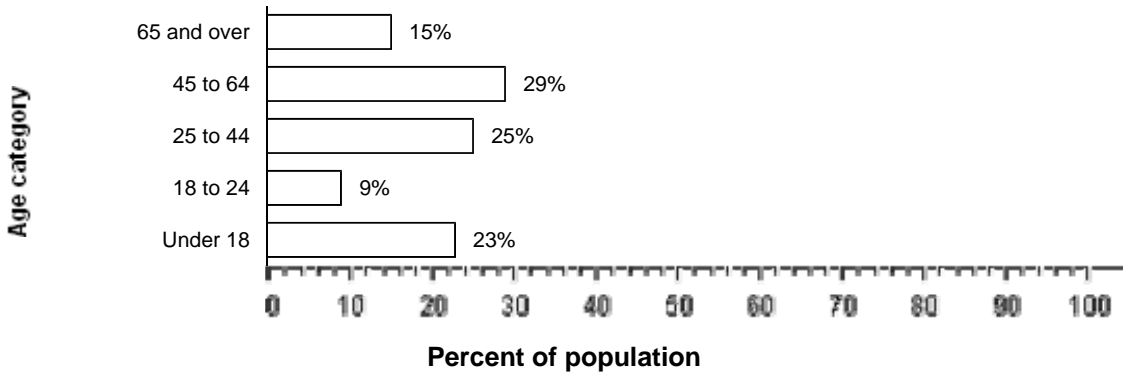


Percent below poverty level

Source: American Community Survey, 2007-2009

POPULATION OF Kauai County: In 2007-2009, Kauai County had a total population of 64,000 - 32,000 (50 percent) females and 32,000 (50 percent) males. The median age was 40.3 years. Twenty-three percent of the population was under 18 years and 15 percent was 65 years and older.

The Age Distribution of People in Kauai County, Hawaii in 2007-2009

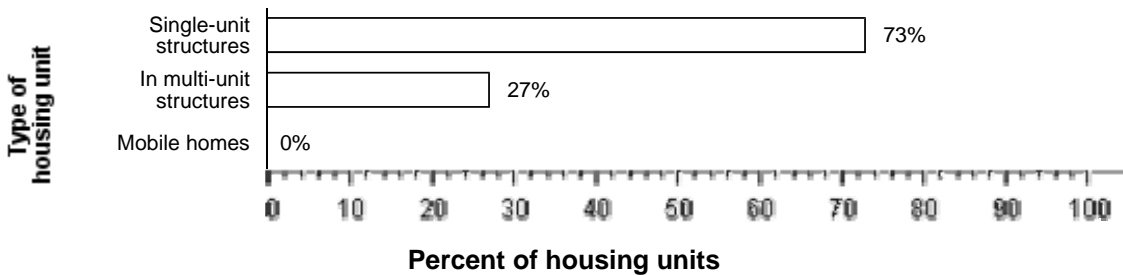


Source: American Community Survey, 2007-2009

For people reporting one race alone, 34 percent was White; less than 0.5 percent was Black or African American; less than 0.5 percent was American Indian and Alaska Native; 31 percent was Asian; 10 percent was Native Hawaiian and Other Pacific Islander, and 1 percent was Some other race. Twenty-three percent reported Two or more races. Ten percent of the people in Kauai County was Hispanic. Thirty-two percent of the people in Kauai County was White non-Hispanic. People of Hispanic origin may be of any race.

HOUSING CHARACTERISTICS: In 2007-2009, Kauai County had a total of 30,000 housing units, 26 percent of which were vacant. Of the total housing units, 73 percent was in single-unit structures, 27 percent was in multi-unit structures, and less than 0.5 percent was mobile homes. Twenty-nine percent of the housing units were built since 1990.

The Types of Housing Units in Kauai County, Hawaii in 2007-2009




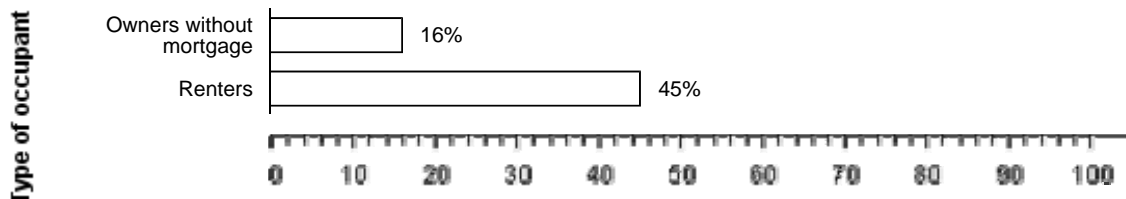
Source: American Community Survey, 2007-2009

OCCUPIED HOUSING UNIT CHARACTERISTICS: In 2007-2009, Kauai County had 22,000 occupied housing units - 14,000 (64 percent) owner occupied and 7,800 (36 percent) renter occupied. Six percent of the households did not have telephone service and 5 percent of the households did not have access to a car, truck, or van for private use. Multi Vehicle households were not rare. Forty percent had two vehicles and another 29 percent had three or more.

HOUSING COSTS: The median monthly housing costs for mortgaged owners was \$2,087, nonmortgaged owners \$444, and renters \$1,149. Fifty percent of owners with mortgages, 16 percent of owners without mortgages, and 45 percent of renters in Kauai County spent 30 percent or more of household income on housing.

Occupants with a Housing Cost Burden in Kauai County, Hawaii in 2007-2009





Percent paying 30 percent or more of income for housing

Source: American Community Survey, 2007-2009

Source: U.S. Census Bureau, 2007-2009 American Community Survey

The U.S. Census Bureau's Population Estimates Program produces the [official population estimates for the nation, states, counties and places](#), and the [official estimates of housing units for states and counties](#). The population and housing characteristics included above are derived from the American Community Survey.

- Notes:
- Detail may not add to totals due to rounding.
 - Percentages are based on unrounded numbers.