



Eden Roc CDP, Hawaii

Population and Housing Narrative Profile: 2005-2009

Data Set: 2005-2009 American Community Survey 5-Year Estimates

Survey: American Community Survey

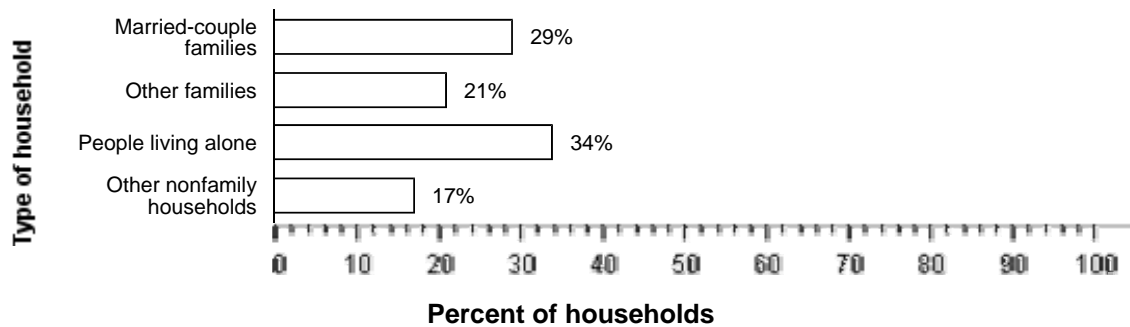
NOTE. Although the American Community Survey (ACS) produces population, demographic and housing unit estimates, it is the Census Bureau's Population Estimates Program that produces and disseminates the official estimates of the population for the nation, states, counties, cities and towns and estimates of housing units for states and counties.

For more information on confidentiality protection, sampling error, nonsampling error, and definitions, see [Survey Methodology](#).

HOUSEHOLDS AND FAMILIES: In 2005-2009 there were 260 households in Eden Roc CDP. The average household size was 2.4 people.

Families made up 50 percent of the households in Eden Roc CDP. This figure includes both married-couple families (29 percent) and other families (21 percent). Nonfamily households made up 50 percent of all households in Eden Roc CDP. Most of the nonfamily households were people living alone, but some were composed of people living in households in which no one was related to the householder.

The Types of Households in Eden Roc CDP, Hawaii in 2005-2009




Source: American Community Survey, 2005-2009

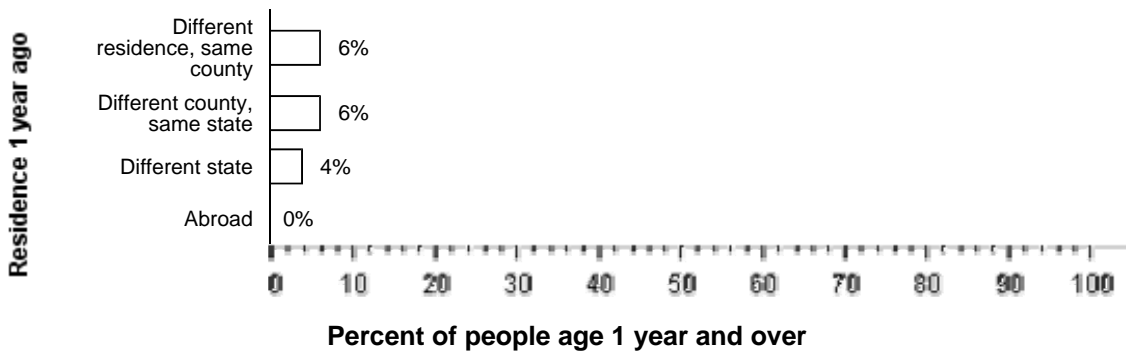
NATIVITY AND LANGUAGE: Less than 0.5 percent of the people living in Eden Roc CDP in 2005-2009 were foreign born. One hundred percent was native, including 42 percent who were born in Hawaii.

Among people at least five years old living in Eden Roc CDP in 2005-2009, 6 percent spoke a language other than English at home. Of those speaking a language other than English at home, 50 percent spoke Spanish and 50 percent spoke some other language; less than 0.5 percent reported that they did not speak English "very well."

GEOGRAPHIC MOBILITY: In 2005-2009, 84 percent of the people at least one year old living in Eden Roc CDP were living in the same residence one year earlier; 6 percent had moved during the past year from another residence in the same county, 6 percent from another county in the same state, 4 percent from another state, and less than 0.5 percent from abroad.

Geographic Mobility of Residents of Eden Roc CDP, Hawaii in 2005-2009



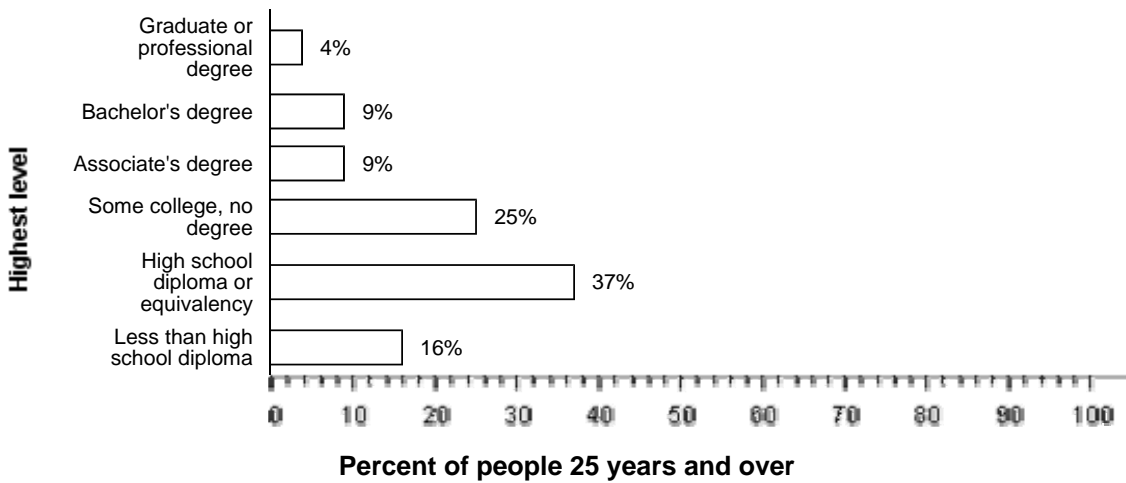


Source: American Community Survey, 2005-2009

EDUCATION: In 2005-2009, 84 percent of people 25 years and over had at least graduated from high school and 13 percent had a bachelor's degree or higher. Sixteen percent were dropouts; they were not enrolled in school and had not graduated from high school.

The total school enrollment in Eden Roc CDP was 200 in 2005-2009. Nursery school and kindergarten enrollment was 37 and elementary or high school enrollment was 110 children. College or graduate school enrollment was 60.

The Educational Attainment of People in Eden Roc CDP, Hawaii in 2005-2009

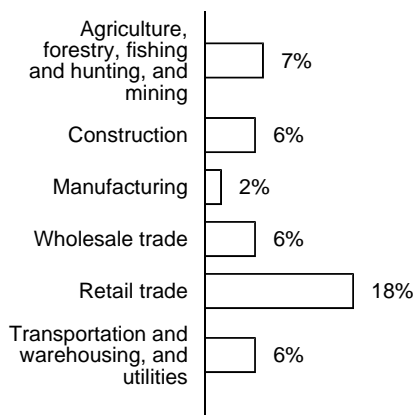


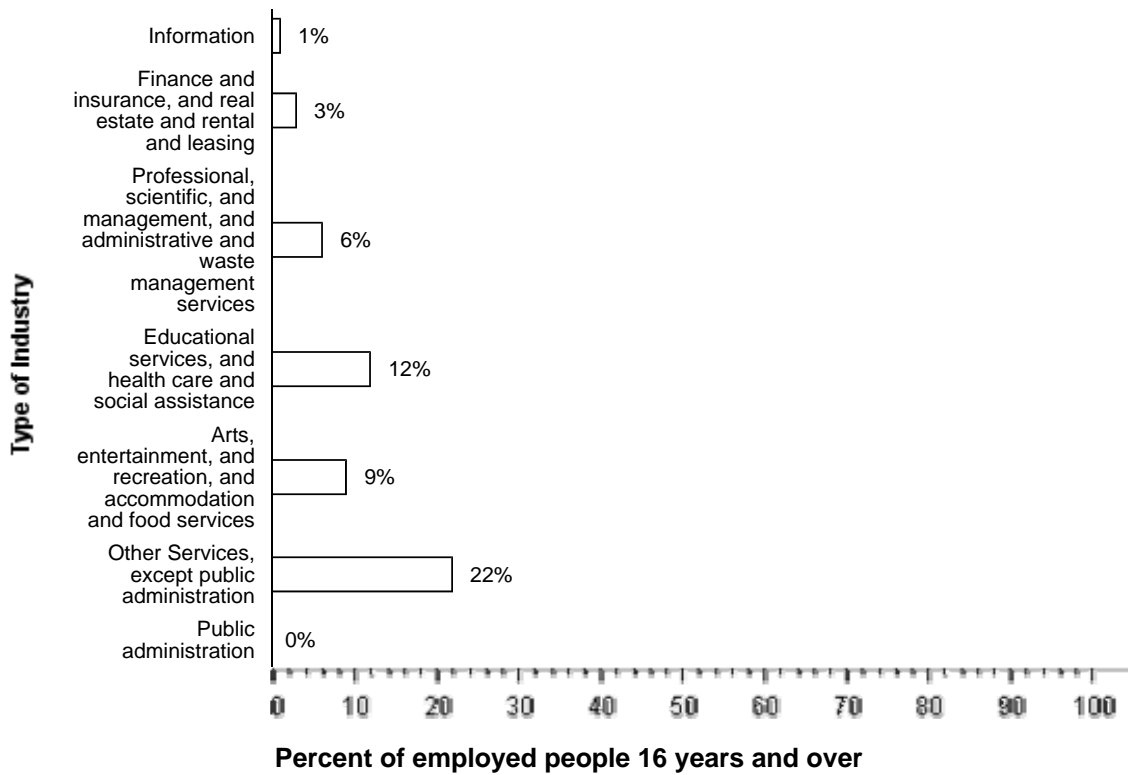
Source: American Community Survey, 2005-2009

DISABILITY: In Eden Roc CDP, among people at least five years old in 2005-2009, percent reported a disability. The likelihood of having a disability varied by age - from percent of people 5 to 15 years old, to percent of people 16 to 64 years old, and to percent of those 65 and older.

INDUSTRIES: In 2005-2009, for the employed population 16 years and older, the leading industries in Eden Roc CDP were Other services, except public administration, 22 percent, and Retail trade, 18 percent.

Employment by Industry in Eden Roc CDP, Hawaii in 2005-2009





Source: American Community Survey, 2005-2009

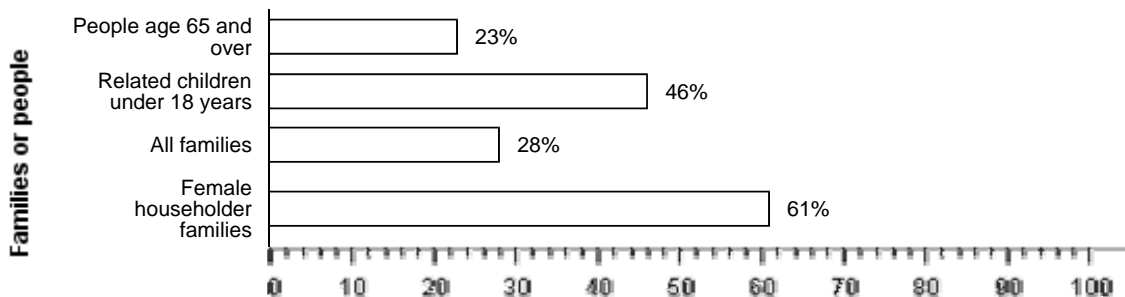
OCCUPATIONS AND TYPE OF EMPLOYER: Among the most common occupations were: Service occupations, 29 percent; Management, professional, and related occupations, 20 percent; Construction, extraction, maintenance, and repair occupations, 18 percent; Sales and office occupations, 14 percent; and Production, transportation, and material moving occupations, 13 percent. Sixty-two percent of the people employed were Private wage and salary workers; 5 percent was Federal, state, or local government workers; and 33 percent was Self-employed in own not incorporated business workers.

TRAVEL TO WORK: Sixty-three percent of Eden Roc CDP workers drove to work alone in 2005-2009, 25 percent carpoolled, less than 0.5 percent took public transportation, and 1 percent used other means. The remaining 11 percent worked at home. Among those who commuted to work, it took them on average 37.5 minutes to get to work.

INCOME: The median income of households in Eden Roc CDP was \$32,794. Seventy-nine percent of the households received earnings and 6 percent received retirement income other than Social Security. Nineteen percent of the households received Social Security. The average income from Social Security was \$9,942. These income sources are not mutually exclusive; that is, some households received income from more than one source.

POVERTY AND PARTICIPATION IN GOVERNMENT PROGRAMS: In 2005-2009, 39 percent of people were in poverty. Forty-six percent of related children under 18 were below the poverty level, compared with 23 percent of people 65 years old and over. Twenty-eight percent of all families and 61 percent of families with a female householder and no husband present had incomes below the poverty level.

Poverty Rates in Eden Roc CDP, Hawaii in 2005-2009

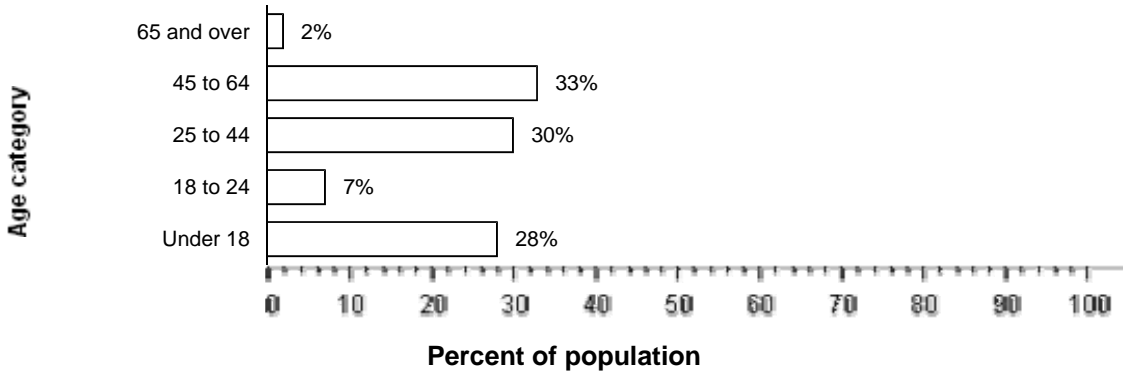


Percent below poverty level

Source: American Community Survey, 2005-2009

POPULATION OF Eden Roc CDP: In 2005-2009, Eden Roc CDP had a total population of 610 - 230 (38 percent) females and 380 (62 percent) males. The median age was 35.2 years. Twenty-eight percent of the population was under 18 years and 2 percent was 65 years and older.

The Age Distribution of People in Eden Roc CDP, Hawaii in 2005-2009

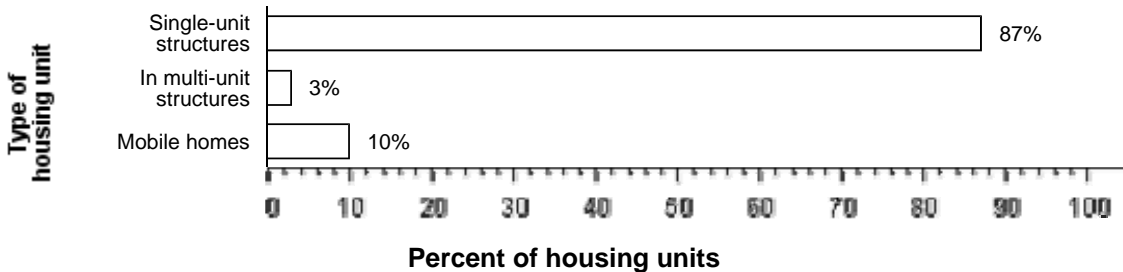


Source: American Community Survey, 2005-2009

For people reporting one race alone, 52 percent was White; 2 percent was Black or African American; less than 0.5 percent was American Indian and Alaska Native; 1 percent was Asian; 12 percent was Native Hawaiian and Other Pacific Islander, and less than 0.5 percent was Some other race. Thirty-two percent reported Two or more races. Ten percent of the people in Eden Roc CDP was Hispanic. Fifty-one percent of the people in Eden Roc CDP was White non-Hispanic. People of Hispanic origin may be of any race.

HOUSING CHARACTERISTICS: In 2005-2009, Eden Roc CDP had a total of 290 housing units, 11 percent of which were vacant. Of the total housing units, 87 percent was in single-unit structures, 3 percent was in multi-unit structures, and 10 percent was mobile homes. Seventy-four percent of the housing units were built since 1990.

The Types of Housing Units in Eden Roc CDP, Hawaii in 2005-2009

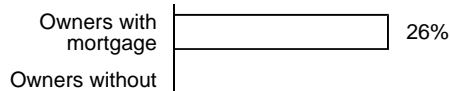


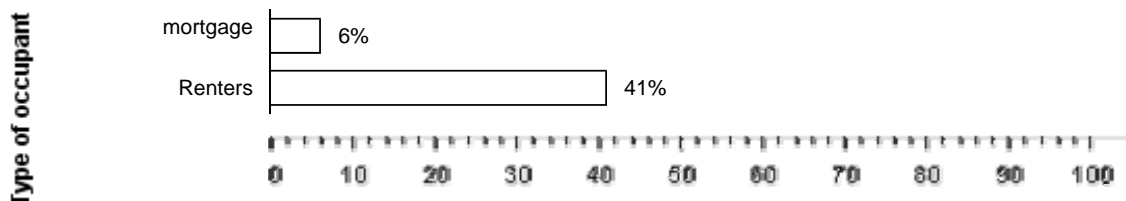
Source: American Community Survey, 2005-2009

OCCUPIED HOUSING UNIT CHARACTERISTICS: In 2005-2009, Eden Roc CDP had 260 occupied housing units - 200 (77 percent) owner occupied and 58 (23 percent) renter occupied. Eight percent of the households did not have telephone service and 9 percent of the households did not have access to a car, truck, or van for private use. Twenty-nine percent had two vehicles and another 13 percent had three or more.

HOUSING COSTS: The median monthly housing costs for mortgaged owners was \$486, nonmortgaged owners \$75, and renters \$630. Twenty-six percent of owners with mortgages, 6 percent of owners without mortgages, and 41 percent of renters in Eden Roc CDP spent 30 percent or more of household income on housing.

Occupants with a Housing Cost Burden in Eden Roc CDP, Hawaii in 2005-2009





Percent paying 30 percent or more of income for housing

Source: American Community Survey, 2005-2009

Source: U.S. Census Bureau, 2005-2009 American Community Survey

The U.S. Census Bureau's Population Estimates Program produces the [official population estimates for the nation, states, counties and places](#), and the [official estimates of housing units for states and counties](#). The population and housing characteristics included above are derived from the American Community Survey.

Notes:

- Detail may not add to totals due to rounding.
- Percentages are based on unrounded numbers.