



Fern Forest CDP, Hawaii

Population and Housing Narrative Profile: 2005-2009

Data Set: **2005-2009 American Community Survey 5-Year Estimates**

Survey: **American Community Survey**

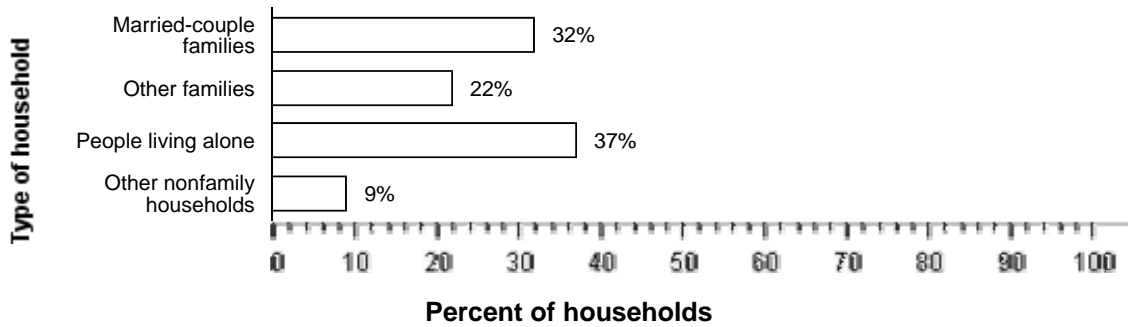
NOTE. Although the American Community Survey (ACS) produces population, demographic and housing unit estimates, it is the Census Bureau's Population Estimates Program that produces and disseminates the official estimates of the population for the nation, states, counties, cities and towns and estimates of housing units for states and counties.

For more information on confidentiality protection, sampling error, nonsampling error, and definitions, see [Survey Methodology](#).

HOUSEHOLDS AND FAMILIES: In 2005-2009 there were 250 households in Fern Forest CDP. The average household size was 2.3 people.

Families made up 54 percent of the households in Fern Forest CDP. This figure includes both married-couple families (32 percent) and other families (22 percent). Nonfamily households made up 46 percent of all households in Fern Forest CDP. Most of the nonfamily households were people living alone, but some were composed of people living in households in which no one was related to the householder.

The Types of Households in Fern Forest CDP, Hawaii in 2005-2009




Source: American Community Survey, 2005-2009

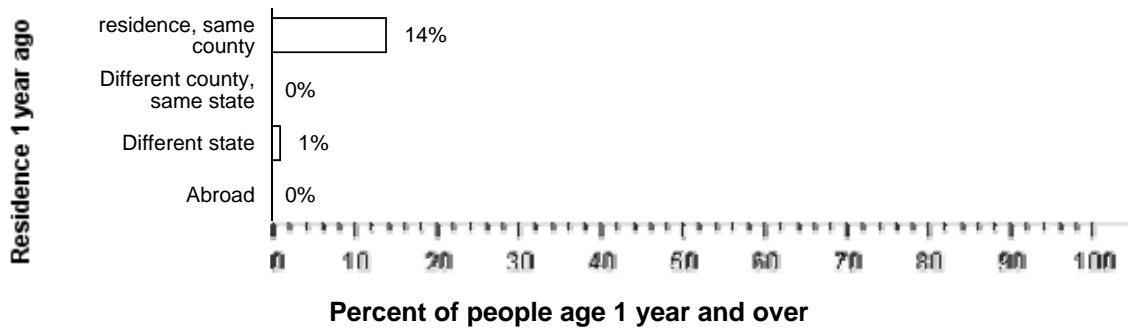
NATIVITY AND LANGUAGE: Five percent of the people living in Fern Forest CDP in 2005-2009 were foreign born. Ninety-five percent was native, including 54 percent who were born in Hawaii.

Among people at least five years old living in Fern Forest CDP in 2005-2009, 15 percent spoke a language other than English at home. Of those speaking a language other than English at home, 19 percent spoke Spanish and 81 percent spoke some other language; less than 0.5 percent reported that they did not speak English "very well."

GEOGRAPHIC MOBILITY: In 2005-2009, 86 percent of the people at least one year old living in Fern Forest CDP were living in the same residence one year earlier; 14 percent had moved during the past year from another residence in the same county, less than 0.5 percent from another county in the same state, 1 percent from another state, and less than 0.5 percent from abroad.

Geographic Mobility of Residents of Fern Forest CDP, Hawaii in 2005-2009



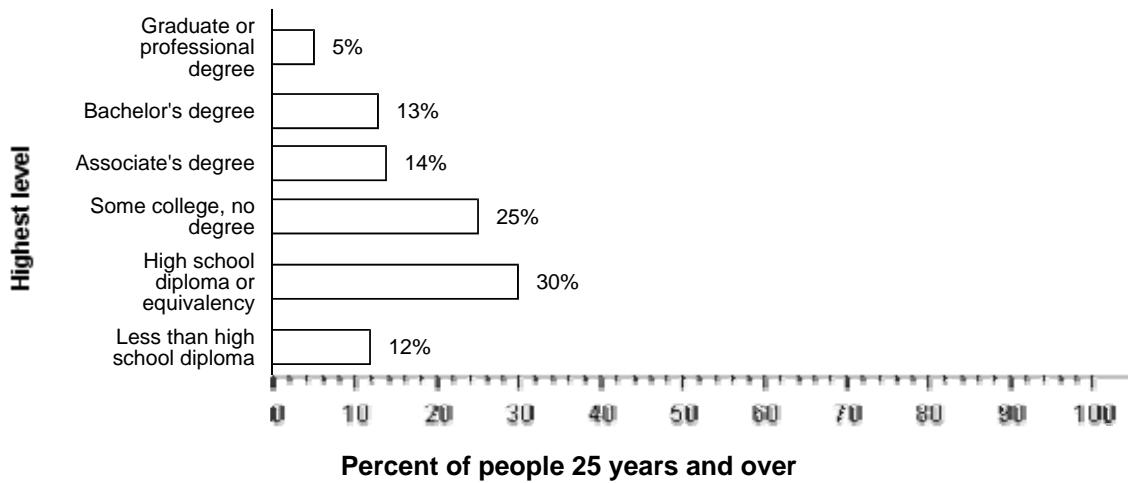


Source: American Community Survey, 2005-2009

EDUCATION: In 2005-2009, 88 percent of people 25 years and over had at least graduated from high school and 19 percent had a bachelor's degree or higher. Twelve percent were dropouts; they were not enrolled in school and had not graduated from high school.

The total school enrollment in Fern Forest CDP was 93 in 2005-2009. Nursery school and kindergarten enrollment was 21 and elementary or high school enrollment was 58 children. College or graduate school enrollment was 14.

The Educational Attainment of People in Fern Forest CDP, Hawaii in 2005-2009

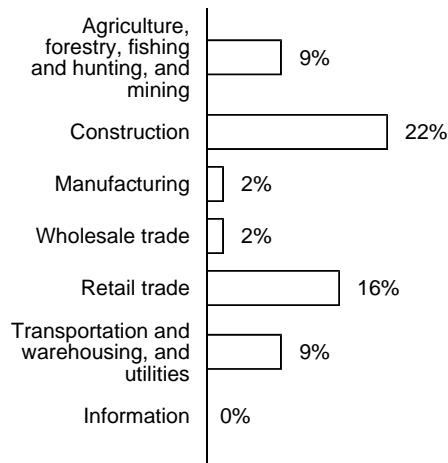


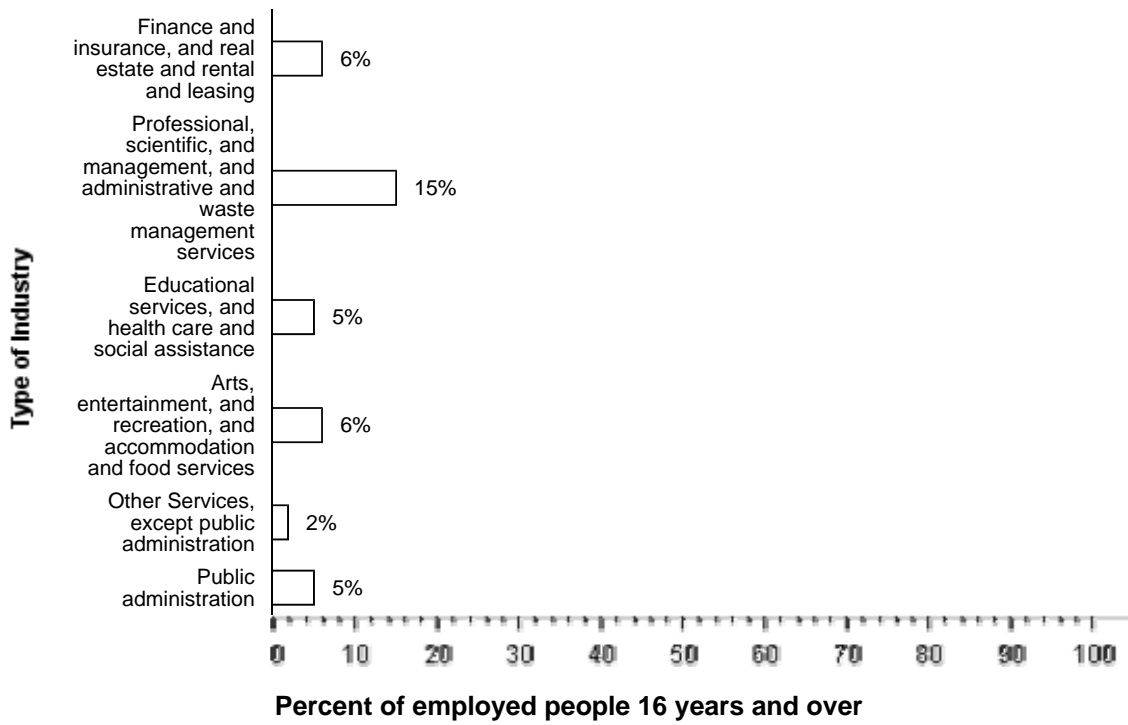
Source: American Community Survey, 2005-2009

DISABILITY: In Fern Forest CDP, among people at least five years old in 2005-2009, percent reported a disability. The likelihood of having a disability varied by age - from percent of people 5 to 15 years old, to percent of people 16 to 64 years old, and to percent of those 65 and older.

INDUSTRIES: In 2005-2009, for the employed population 16 years and older, the leading industries in Fern Forest CDP were Construction, 22 percent, and Retail trade, 16 percent.

Employment by Industry in Fern Forest CDP, Hawaii in 2005-2009





Source: American Community Survey, 2005-2009

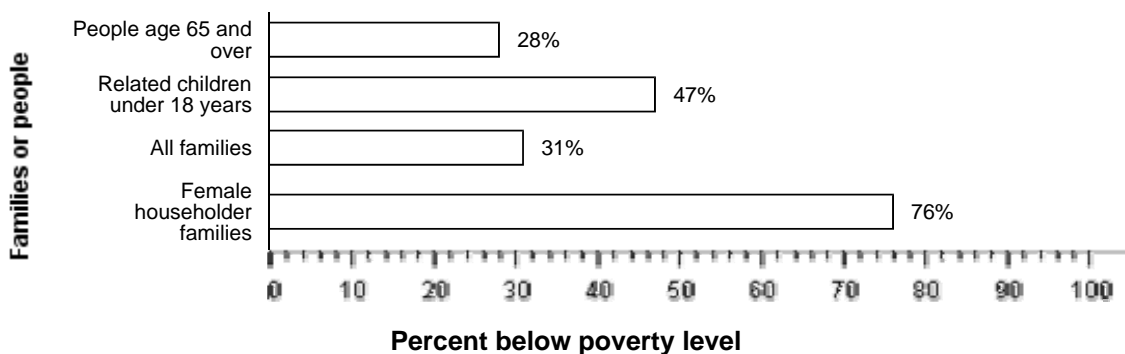
OCCUPATIONS AND TYPE OF EMPLOYER: Among the most common occupations were: Construction, extraction, maintenance, and repair occupations, 33 percent; Sales and office occupations, 21 percent; Management, professional, and related occupations, 20 percent; Service occupations, 14 percent; and Production, transportation, and material moving occupations, 13 percent. Fifty-one percent of the people employed were Private wage and salary workers; 12 percent was Federal, state, or local government workers; and 36 percent was Self-employed in own not incorporated business workers.

TRAVEL TO WORK: Forty-one percent of Fern Forest CDP workers drove to work alone in 2005-2009, 29 percent carpooled, 3 percent took public transportation, and 4 percent used other means. The remaining 22 percent worked at home. Among those who commuted to work, it took them on average 45 minutes to get to work.

INCOME: The median income of households in Fern Forest CDP was \$31,894. Seventy-eight percent of the households received earnings and 14 percent received retirement income other than Social Security. Sixteen percent of the households received Social Security. The average income from Social Security was \$13,823. These income sources are not mutually exclusive; that is, some households received income from more than one source.

POVERTY AND PARTICIPATION IN GOVERNMENT PROGRAMS: In 2005-2009, 30 percent of people were in poverty. Forty-seven percent of related children under 18 were below the poverty level, compared with 28 percent of people 65 years old and over. Thirty-one percent of all families and 76 percent of families with a female householder and no husband present had incomes below the poverty level.

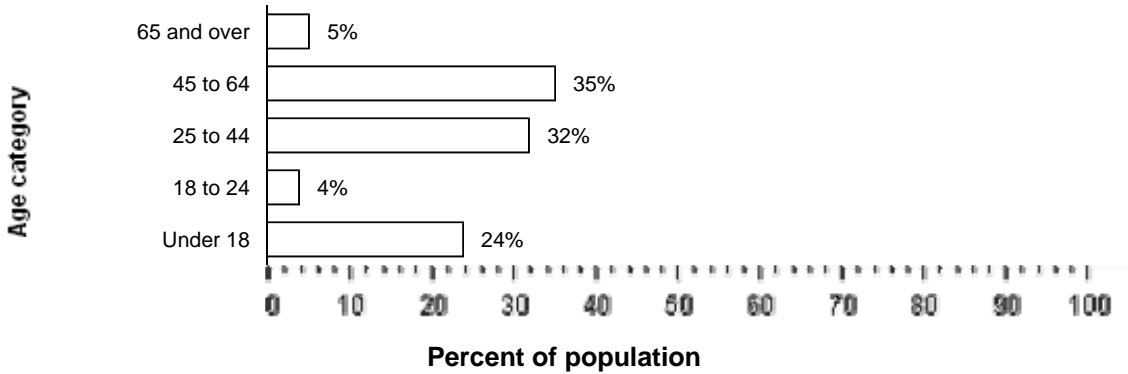
Poverty Rates in Fern Forest CDP, Hawaii in 2005-2009



Source: American Community Survey, 2005-2009

POPULATION OF Fern Forest CDP: In 2005-2009, Fern Forest CDP had a total population of 570 - 270 (47 percent) females and 300 (53 percent) males. The median age was 34.9 years. Twenty-four percent of the population was under 18 years and 5 percent was 65 years and older.

The Age Distribution of People in Fern Forest CDP, Hawaii in 2005-2009

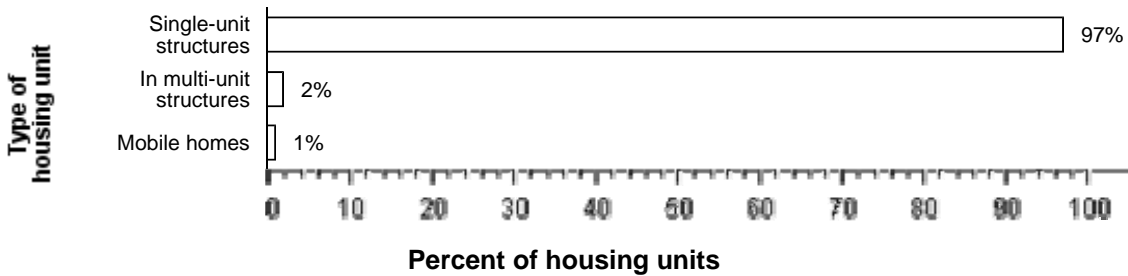


Source: American Community Survey, 2005-2009

For people reporting one race alone, 43 percent was White; less than 0.5 percent was Black or African American; 6 percent was American Indian and Alaska Native; 9 percent was Asian; 11 percent was Native Hawaiian and Other Pacific Islander, and 6 percent was Some other race. Twenty-six percent reported Two or more races. Eleven percent of the people in Fern Forest CDP was Hispanic. Forty percent of the people in Fern Forest CDP was White non-Hispanic. People of Hispanic origin may be of any race.

HOUSING CHARACTERISTICS: In 2005-2009, Fern Forest CDP had a total of 340 housing units, 26 percent of which were vacant. Of the total housing units, 97 percent was in single-unit structures, 2 percent was in multi-unit structures, and 1 percent was mobile homes. Thirty-one percent of the housing units were built since 1990.

The Types of Housing Units in Fern Forest CDP, Hawaii in 2005-2009

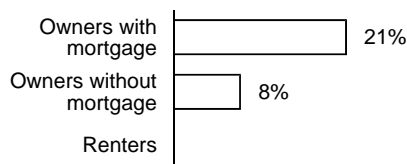


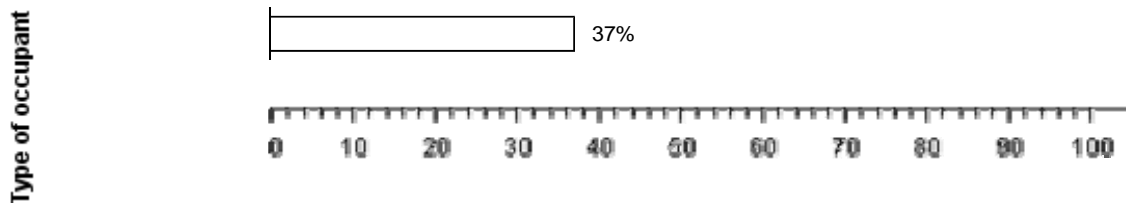
Source: American Community Survey, 2005-2009

OCCUPIED HOUSING UNIT CHARACTERISTICS: In 2005-2009, Fern Forest CDP had 250 occupied housing units - 150 (62 percent) owner occupied and 96 (38 percent) renter occupied. Twelve percent of the households did not have telephone service and 2 percent of the households did not have access to a car, truck, or van for private use. Multi Vehicle households were not rare. Forty-eight percent had two vehicles and another 5 percent had three or more.

HOUSING COSTS: The median monthly housing costs for mortgaged owners was \$791, nonmortgaged owners \$148, and renters \$568. Twenty-one percent of owners with mortgages, 8 percent of owners without mortgages, and 37 percent of renters in Fern Forest CDP spent 30 percent or more of household income on housing.

Occupants with a Housing Cost Burden in Fern Forest CDP, Hawaii in 2005-2009





Percent paying 30 percent or more of income for housing

Source: American Community Survey, 2005-2009

Source: U.S. Census Bureau, 2005-2009 American Community Survey

The U.S. Census Bureau's Population Estimates Program produces the [official population estimates for the nation, states, counties and places](#), and the [official estimates of housing units for states and counties](#). The population and housing characteristics included above are derived from the American Community Survey.

Notes:

- Detail may not add to totals due to rounding.
- Percentages are based on unrounded numbers.