



Iroquois Point CDP, Hawaii

Population and Housing Narrative Profile: 2005-2009

Data Set: 2005-2009 American Community Survey 5-Year Estimates

Survey: American Community Survey

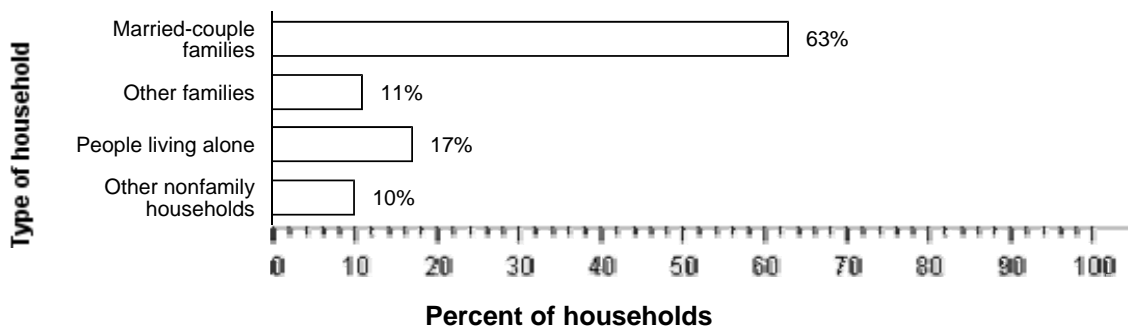
NOTE. Although the American Community Survey (ACS) produces population, demographic and housing unit estimates, it is the Census Bureau's Population Estimates Program that produces and disseminates the official estimates of the population for the nation, states, counties, cities and towns and estimates of housing units for states and counties.

For more information on confidentiality protection, sampling error, nonsampling error, and definitions, see [Survey Methodology](#).

HOUSEHOLDS AND FAMILIES: In 2005-2009 there were 970 households in Iroquois Point CDP. The average household size was 3 people.

Families made up 73 percent of the households in Iroquois Point CDP. This figure includes both married-couple families (63 percent) and other families (11 percent). Nonfamily households made up 27 percent of all households in Iroquois Point CDP. Most of the nonfamily households were people living alone, but some were composed of people living in households in which no one was related to the householder.

The Types of Households in Iroquois Point CDP, Hawaii in 2005-2009




Source: American Community Survey, 2005-2009

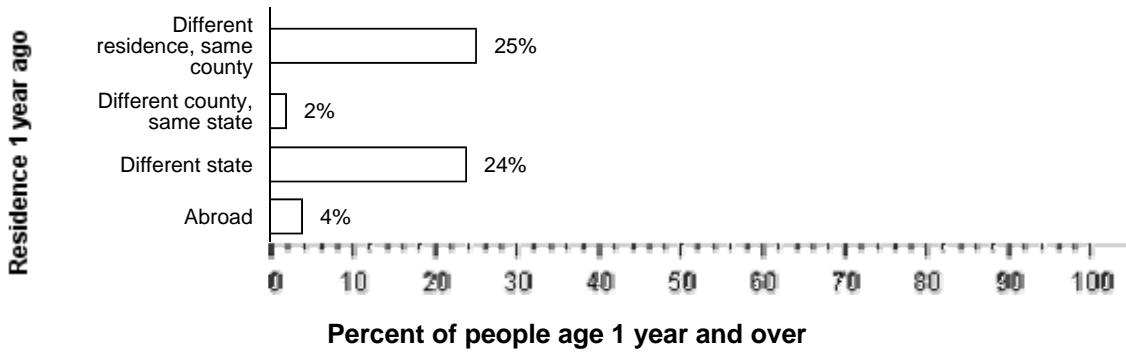
NATIVITY AND LANGUAGE: Nine percent of the people living in Iroquois Point CDP in 2005-2009 were foreign born. Ninety-one percent was native, including 13 percent who were born in Hawaii.

Among people at least five years old living in Iroquois Point CDP in 2005-2009, 18 percent spoke a language other than English at home. Of those speaking a language other than English at home, 38 percent spoke Spanish and 62 percent spoke some other language; 44 percent reported that they did not speak English "very well."

GEOGRAPHIC MOBILITY: In 2005-2009, 45 percent of the people at least one year old living in Iroquois Point CDP were living in the same residence one year earlier; 25 percent had moved during the past year from another residence in the same county, 2 percent from another county in the same state, 24 percent from another state, and 4 percent from abroad.

Geographic Mobility of Residents of Iroquois Point CDP, Hawaii in 2005-2009



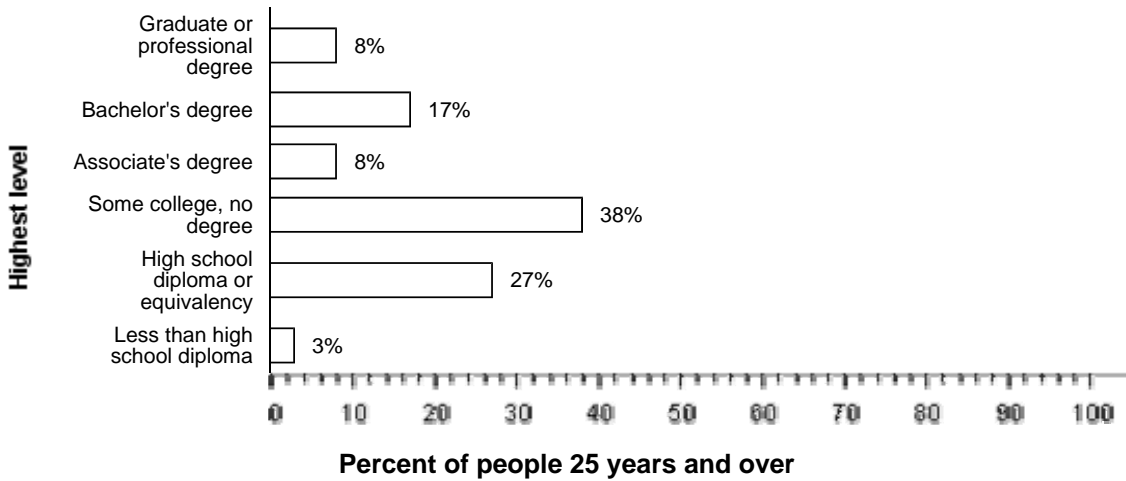


Source: American Community Survey, 2005-2009

EDUCATION: In 2005-2009, 97 percent of people 25 years and over had at least graduated from high school and 24 percent had a bachelor's degree or higher. Three percent were dropouts; they were not enrolled in school and had not graduated from high school.

The total school enrollment in Iroquois Point CDP was 1,000 in 2005-2009. Nursery school and kindergarten enrollment was 130 and elementary or high school enrollment was 540 children. College or graduate school enrollment was 350.

The Educational Attainment of People in Iroquois Point CDP, Hawaii in 2005-2009

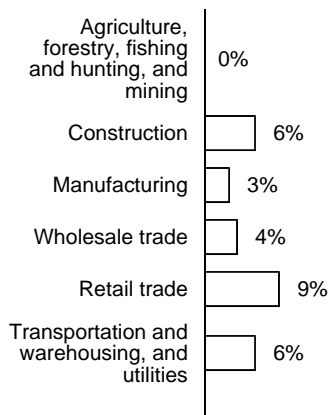


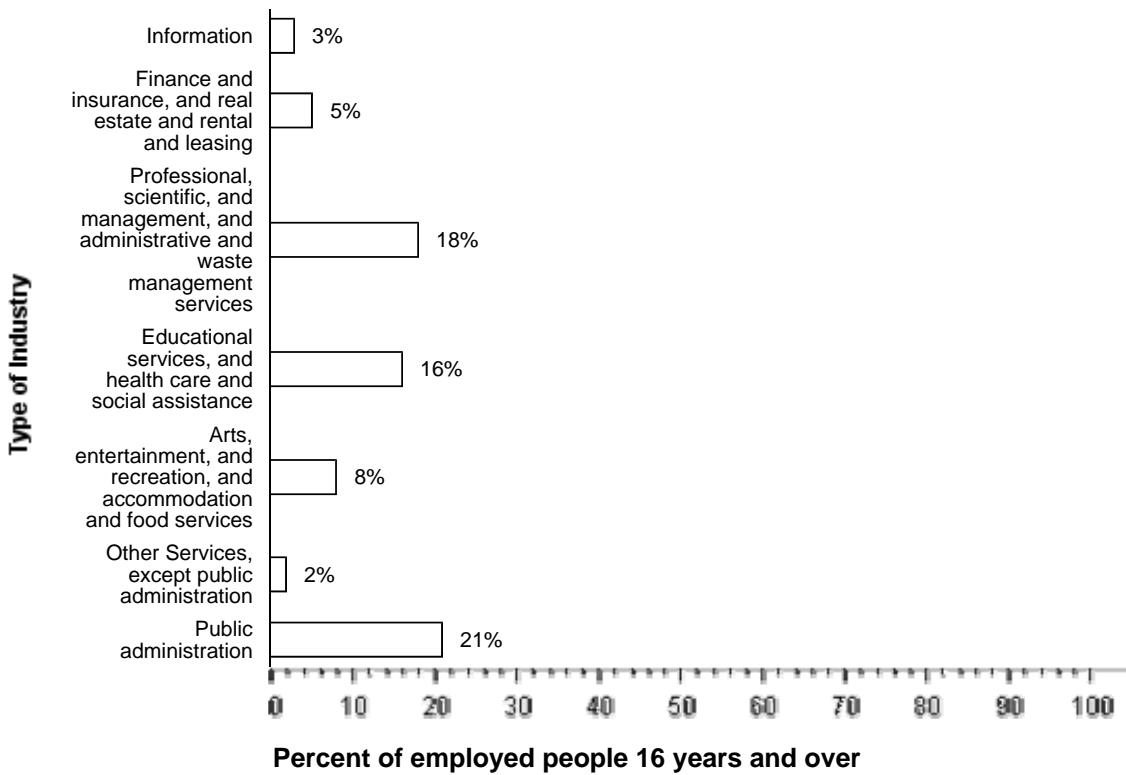
Source: American Community Survey, 2005-2009

DISABILITY: In Iroquois Point CDP, among people at least five years old in 2005-2009, percent reported a disability. The likelihood of having a disability varied by age - from percent of people 5 to 15 years old, to percent of people 16 to 64 years old, and to percent of those 65 and older.

INDUSTRIES: In 2005-2009, for the employed population 16 years and older, the leading industries in Iroquois Point CDP were Public administration, 21 percent, and Professional, scientific, and management, and administrative and waste management services, 18 percent.

Employment by Industry in Iroquois Point CDP, Hawaii in 2005-2009





Source: American Community Survey, 2005-2009

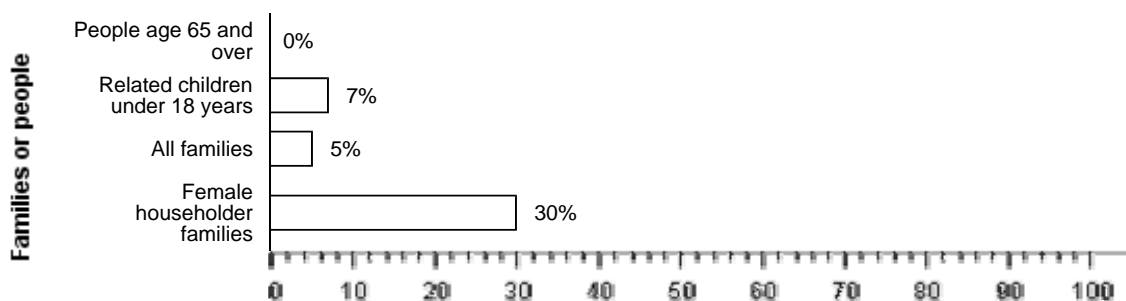
OCCUPATIONS AND TYPE OF EMPLOYER: Among the most common occupations were: Management, professional, and related occupations, 37 percent; Sales and office occupations, 24 percent; Service occupations, 17 percent; Construction, extraction, maintenance, and repair occupations, 16 percent; and Production, transportation, and material moving occupations, 6 percent. Fifty-nine percent of the people employed were Private wage and salary workers; 34 percent was Federal, state, or local government workers; and 7 percent was Self-employed in own not incorporated business workers.

TRAVEL TO WORK: Sixty-seven percent of Iroquois Point CDP workers drove to work alone in 2005-2009, 12 percent carpooled, 10 percent took public transportation, and 10 percent used other means. The remaining 2 percent worked at home. Among those who commuted to work, it took them on average 38.8 minutes to get to work.

INCOME: The median income of households in Iroquois Point CDP was \$64,181. Ninety-eight percent of the households received earnings and 12 percent received retirement income other than Social Security. Four percent of the households received Social Security. The average income from Social Security was \$11,803. These income sources are not mutually exclusive; that is, some households received income from more than one source.

POVERTY AND PARTICIPATION IN GOVERNMENT PROGRAMS: In 2005-2009, 6 percent of people were in poverty. Seven percent of related children under 18 were below the poverty level, compared with less than 0.5 percent of people 65 years old and over. Five percent of all families and 30 percent of families with a female householder and no husband present had incomes below the poverty level.

Poverty Rates in Iroquois Point CDP, Hawaii in 2005-2009

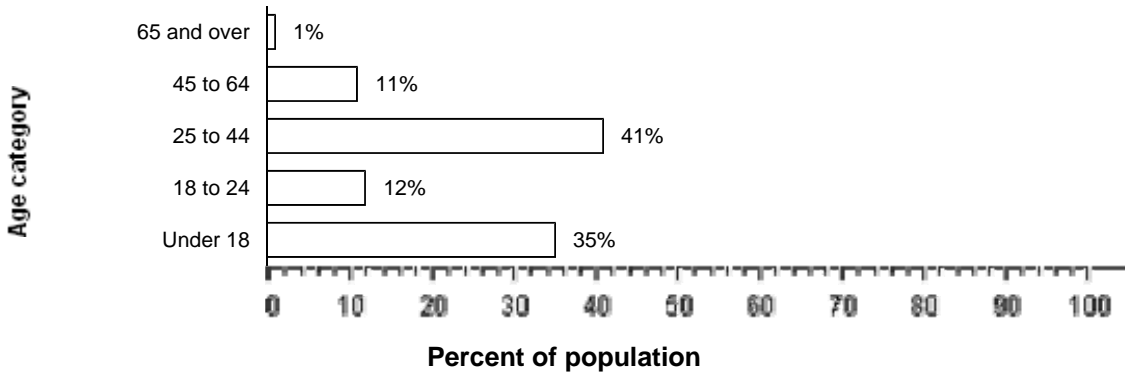


Percent below poverty level

Source: American Community Survey, 2005-2009

POPULATION OF Iroquois Point CDP: In 2005-2009, Iroquois Point CDP had a total population of 2,900 - 1,300 (45 percent) females and 1,600 (55 percent) males. The median age was 25.7 years. Thirty-five percent of the population was under 18 years and 1 percent was 65 years and older.

The Age Distribution of People in Iroquois Point CDP, Hawaii in 2005-2009

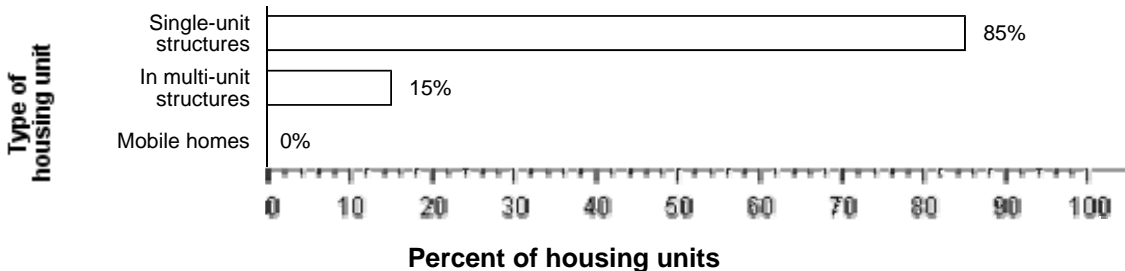


Source: American Community Survey, 2005-2009

For people reporting one race alone, 53 percent was White; 10 percent was Black or African American; less than 0.5 percent was American Indian and Alaska Native; 7 percent was Asian; 6 percent was Native Hawaiian and Other Pacific Islander, and 6 percent was Some other race. Nineteen percent reported Two or more races. Thirteen percent of the people in Iroquois Point CDP was Hispanic. Forty-nine percent of the people in Iroquois Point CDP was White non-Hispanic. People of Hispanic origin may be of any race.

HOUSING CHARACTERISTICS: In 2005-2009, Iroquois Point CDP had a total of 1,300 housing units, 23 percent of which were vacant. Of the total housing units, 85 percent was in single-unit structures, 15 percent was in multi-unit structures, and less than 0.5 percent was mobile homes. Two percent of the housing units were built since 1990.

The Types of Housing Units in Iroquois Point CDP, Hawaii in 2005-2009



Source: American Community Survey, 2005-2009

OCCUPIED HOUSING UNIT CHARACTERISTICS: In 2005-2009, Iroquois Point CDP had 970 occupied housing units - 2 (less than 0.5 percent) owner occupied and 960 (100 percent) renter occupied. Two percent of the households did not have telephone service and 1 percent of the households did not have access to a car, truck, or van for private use. Multi Vehicle households were not rare. Fifty-five percent had two vehicles and another 11 percent had three or more.

HOUSING COSTS: Data for this section cannot be displayed because the number of sample cases is too small. Displaying the data would risk disclosing information for individuals.

Source: U.S. Census Bureau, 2005-2009 American Community Survey

The U.S. Census Bureau's Population Estimates Program produces the [official population estimates for the nation, states, counties and places](#), and the [official estimates of housing units for states and counties](#). The population and housing characteristics included above are derived from the American Community Survey.

Notes:

- Detail may not add to totals due to rounding.
- Percentages are based on unrounded numbers.