



## Keaau CDP, Hawaii

### Population and Housing Narrative Profile: 2005-2009

Data Set: 2005-2009 American Community Survey 5-Year Estimates

Survey: American Community Survey

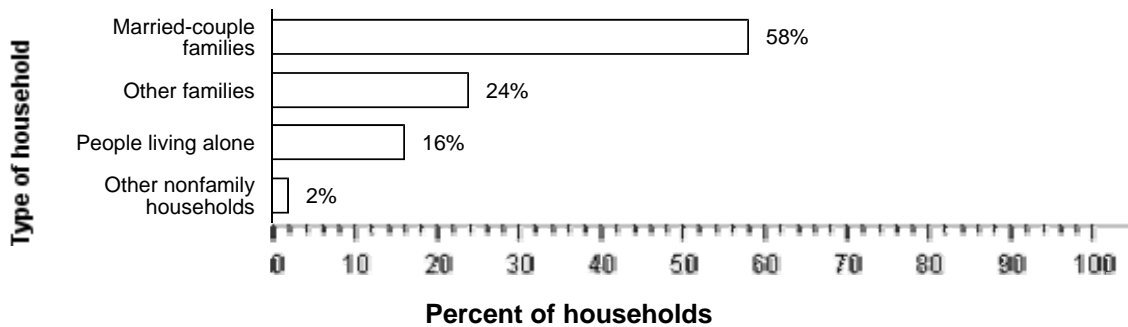
NOTE. Although the American Community Survey (ACS) produces population, demographic and housing unit estimates, it is the Census Bureau's Population Estimates Program that produces and disseminates the official estimates of the population for the nation, states, counties, cities and towns and estimates of housing units for states and counties.

For more information on confidentiality protection, sampling error, nonsampling error, and definitions, see [Survey Methodology](#).

**HOUSEHOLDS AND FAMILIES:** In 2005-2009 there were 680 households in Keaau CDP. The average household size was 3.2 people.

Families made up 82 percent of the households in Keaau CDP. This figure includes both married-couple families (58 percent) and other families (24 percent). Nonfamily households made up 18 percent of all households in Keaau CDP. Most of the nonfamily households were people living alone, but some were composed of people living in households in which no one was related to the householder.

**The Types of Households in Keaau CDP, Hawaii in 2005-2009**




Source: American Community Survey, 2005-2009

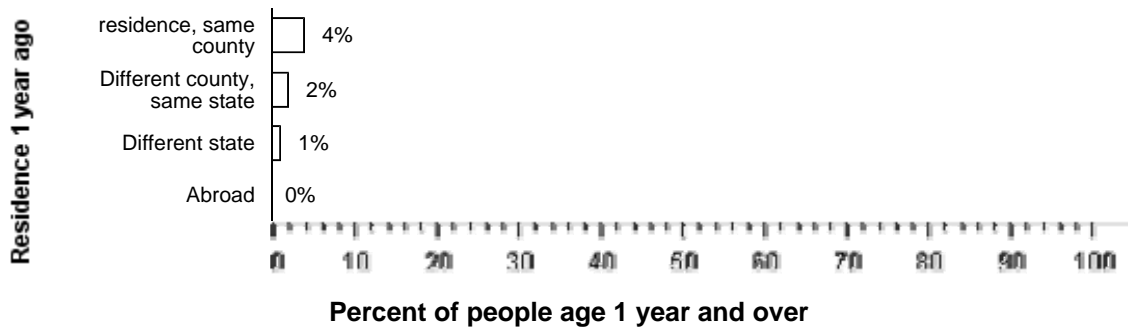
**NATIVITY AND LANGUAGE:** Twenty-five percent of the people living in Keaau CDP in 2005-2009 were foreign born. Seventy-five percent was native, including 65 percent who were born in Hawaii.

Among people at least five years old living in Keaau CDP in 2005-2009, 33 percent spoke a language other than English at home. Of those speaking a language other than English at home, 1 percent spoke Spanish and 99 percent spoke some other language; 68 percent reported that they did not speak English "very well."

**GEOGRAPHIC MOBILITY:** In 2005-2009, 92 percent of the people at least one year old living in Keaau CDP were living in the same residence one year earlier; 4 percent had moved during the past year from another residence in the same county, 2 percent from another county in the same state, 1 percent from another state, and less than 0.5 percent from abroad.

**Geographic Mobility of Residents of Keaau CDP, Hawaii in 2005-2009**



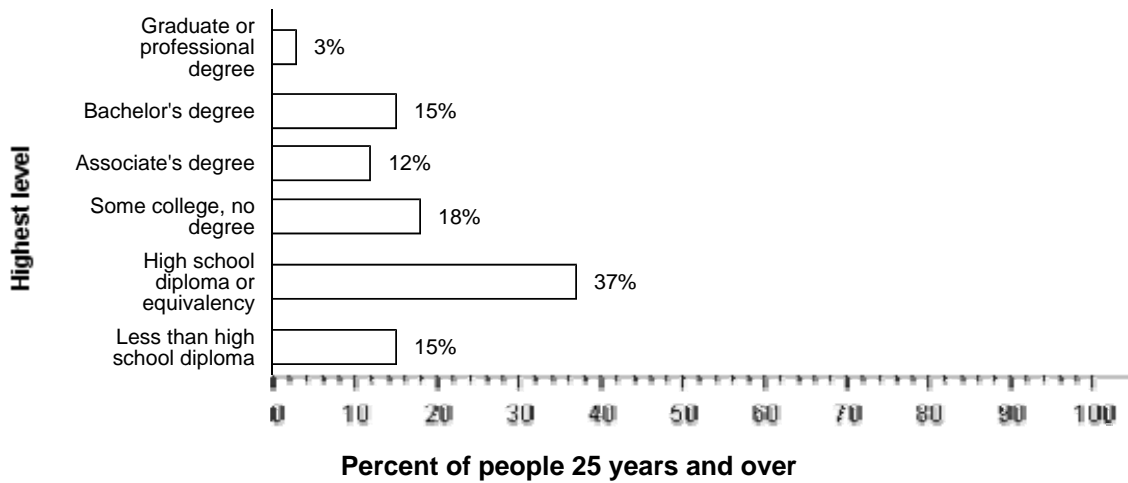


Source: American Community Survey, 2005-2009

**EDUCATION:** In 2005-2009, 85 percent of people 25 years and over had at least graduated from high school and 18 percent had a bachelor's degree or higher. Fifteen percent were dropouts; they were not enrolled in school and had not graduated from high school.

The total school enrollment in Keaau CDP was 620 in 2005-2009. Nursery school and kindergarten enrollment was 38 and elementary or high school enrollment was 510 children. College or graduate school enrollment was 71.

**The Educational Attainment of People in Keaau CDP, Hawaii in 2005-2009**

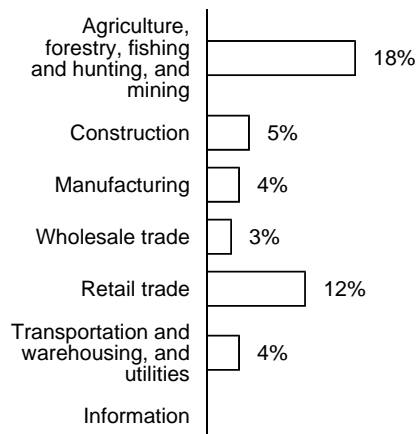


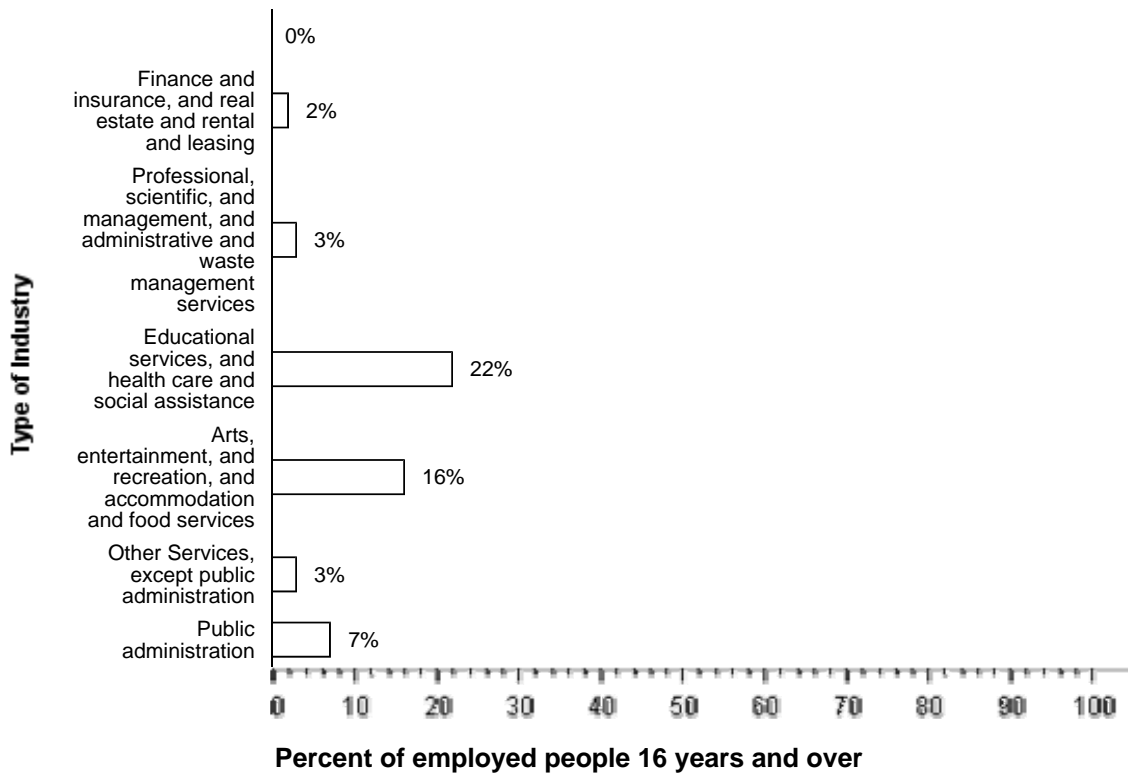
Source: American Community Survey, 2005-2009

**DISABILITY:** In Keaau CDP, among people at least five years old in 2005-2009, percent reported a disability. The likelihood of having a disability varied by age - from percent of people 5 to 15 years old, to percent of people 16 to 64 years old, and to percent of those 65 and older.

**INDUSTRIES:** In 2005-2009, for the employed population 16 years and older, the leading industries in Keaau CDP were Educational services, and health care, and social assistance, 22 percent, and Agriculture, forestry, fishing and hunting, and mining, 18 percent.

**Employment by Industry in Keaau CDP, Hawaii in 2005-2009**





Source: American Community Survey, 2005-2009


**OCCUPATIONS AND TYPE OF EMPLOYER:** Among the most common occupations were: Service occupations, 27 percent; Management, professional, and related occupations, 21 percent; Sales and office occupations, 18 percent; Farming, fishing, and forestry occupations, 13 percent; and Construction, extraction, maintenance, and repair occupations, 11 percent. Seventy-six percent of the people employed were Private wage and salary workers; 17 percent was Federal, state, or local government workers; and 6 percent was Self-employed in own not incorporated business workers.

**TRAVEL TO WORK:** Seventy percent of Keaau CDP workers drove to work alone in 2005-2009, 18 percent carpooled, 7 percent took public transportation, and 2 percent used other means. The remaining 4 percent worked at home. Among those who commuted to work, it took them on average 32.2 minutes to get to work.

**INCOME:** The median income of households in Keaau CDP was \$51,136. Seventy-eight percent of the households received earnings and 22 percent received retirement income other than Social Security. Thirty-seven percent of the households received Social Security. The average income from Social Security was \$14,050. These income sources are not mutually exclusive; that is, some households received income from more than one source.

**POVERTY AND PARTICIPATION IN GOVERNMENT PROGRAMS:** In 2005-2009, 12 percent of people were in poverty. Nine percent of related children under 18 were below the poverty level, compared with 9 percent of people 65 years old and over. Nine percent of all families and 9 percent of families with a female householder and no husband present had incomes below the poverty level.

Poverty Rates in Keaau CDP, Hawaii in 2005-2009

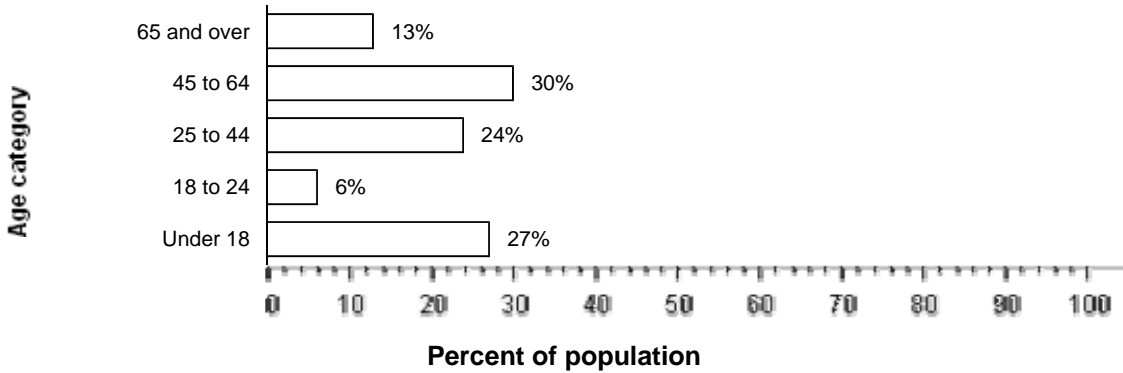


**Percent below poverty level**

Source: American Community Survey, 2005-2009

POPULATION OF Keaau CDP: In 2005-2009, Keaau CDP had a total population of 2,200 - 1,200 (52 percent) females and 1,100 (48 percent) males. The median age was 40.3 years. Twenty-seven percent of the population was under 18 years and 13 percent was 65 years and older.

**The Age Distribution of People in Keaau CDP, Hawaii in 2005-2009**

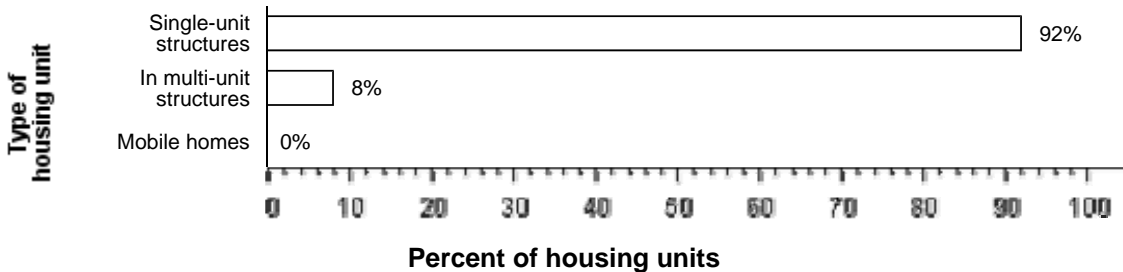


Source: American Community Survey, 2005-2009

For people reporting one race alone, 13 percent was White; less than 0.5 percent was Black or African American; less than 0.5 percent was American Indian and Alaska Native; 55 percent was Asian; 6 percent was Native Hawaiian and Other Pacific Islander, and less than 0.5 percent was Some other race. Twenty-six percent reported Two or more races. Six percent of the people in Keaau CDP was Hispanic. Twelve percent of the people in Keaau CDP was White non-Hispanic. People of Hispanic origin may be of any race.

HOUSING CHARACTERISTICS: In 2005-2009, Keaau CDP had a total of 730 housing units, 7 percent of which were vacant. Of the total housing units, 92 percent was in single-unit structures, 8 percent was in multi-unit structures, and less than 0.5 percent was mobile homes. Thirty-one percent of the housing units were built since 1990.

**The Types of Housing Units in Keaau CDP, Hawaii in 2005-2009**





Source: American Community Survey, 2005-2009

OCCUPIED HOUSING UNIT CHARACTERISTICS: In 2005-2009, Keaau CDP had 680 occupied housing units - 470 (69 percent) owner occupied and 210 (31 percent) renter occupied. Two percent of the households did not have telephone service and 8 percent of the households did not have access to a car, truck, or van for private use. Multi Vehicle households were not rare. Thirty-eight percent had two vehicles and another 34 percent had three or more.

HOUSING COSTS: The median monthly housing costs for mortgaged owners was \$1,375, nonmortgaged owners \$229, and renters \$607. Thirty-two percent of owners with mortgages, 12 percent of owners without mortgages, and 43 percent of renters in Keaau CDP spent 30 percent or more of household income on housing.

**Occupants with a Housing Cost Burden in Keaau CDP, Hawaii in 2005-2009**





**Percent paying 30 percent or more of income for housing**

Source: American Community Survey, 2005-2009

Source: U.S. Census Bureau, 2005-2009 American Community Survey

The U.S. Census Bureau's Population Estimates Program produces the [official population estimates for the nation, states, counties and places](#), and the [official estimates of housing units for states and counties](#). The population and housing characteristics included above are derived from the American Community Survey.

Notes:

- Detail may not add to totals due to rounding.
- Percentages are based on unrounded numbers.