



Kukuihaele CDP, Hawaii

Population and Housing Narrative Profile: 2005-2009

Data Set: **2005-2009 American Community Survey 5-Year Estimates**

Survey: **American Community Survey**

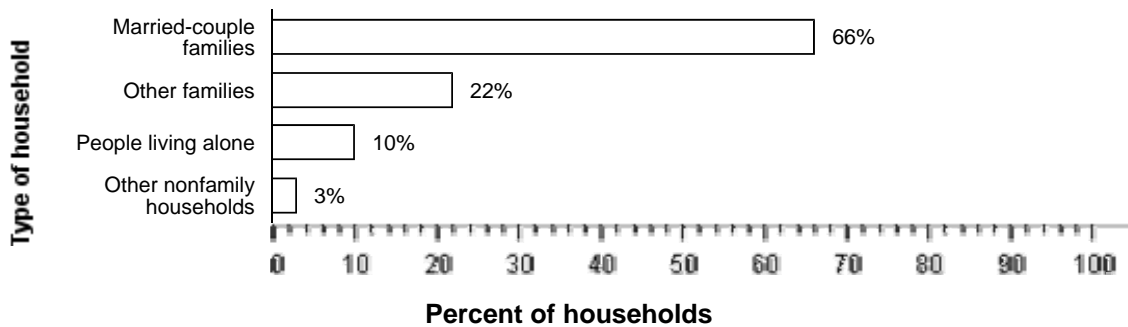
NOTE. Although the American Community Survey (ACS) produces population, demographic and housing unit estimates, it is the Census Bureau's Population Estimates Program that produces and disseminates the official estimates of the population for the nation, states, counties, cities and towns and estimates of housing units for states and counties.

For more information on confidentiality protection, sampling error, nonsampling error, and definitions, see [Survey Methodology](#).

HOUSEHOLDS AND FAMILIES: In 2005-2009 there were 110 households in Kukuihaele CDP. The average household size was 3.3 people.

Families made up 88 percent of the households in Kukuihaele CDP. This figure includes both married-couple families (66 percent) and other families (22 percent). Nonfamily households made up 12 percent of all households in Kukuihaele CDP. Most of the nonfamily households were people living alone, but some were composed of people living in households in which no one was related to the householder.

The Types of Households in Kukuihaele CDP, Hawaii in 2005-2009




Source: American Community Survey, 2005-2009

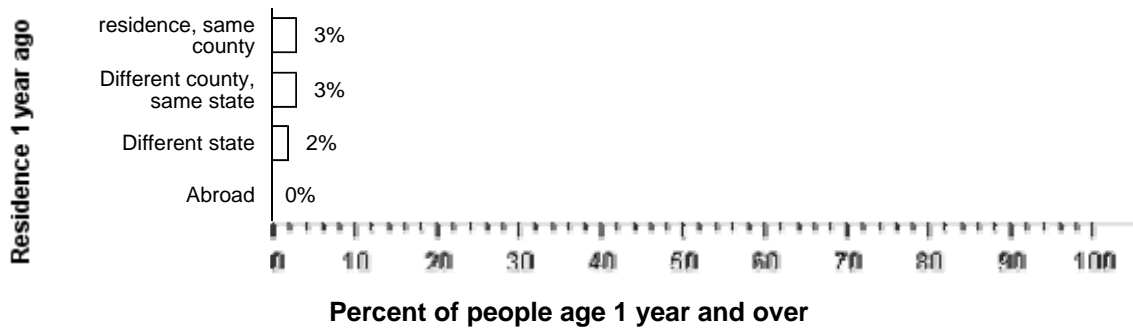
NATIVITY AND LANGUAGE: Eight percent of the people living in Kukuihaele CDP in 2005-2009 were foreign born. Ninety-two percent was native, including 61 percent who were born in Hawaii.

Among people at least five years old living in Kukuihaele CDP in 2005-2009, 13 percent spoke a language other than English at home. Of those speaking a language other than English at home, less than 0.5 percent spoke Spanish and 100 percent spoke some other language; 14 percent reported that they did not speak English "very well."

GEOGRAPHIC MOBILITY: In 2005-2009, 91 percent of the people at least one year old living in Kukuihaele CDP were living in the same residence one year earlier; 3 percent had moved during the past year from another residence in the same county, 3 percent from another county in the same state, 2 percent from another state, and less than 0.5 percent from abroad.

Geographic Mobility of Residents of Kukuihaele CDP, Hawaii in 2005-2009



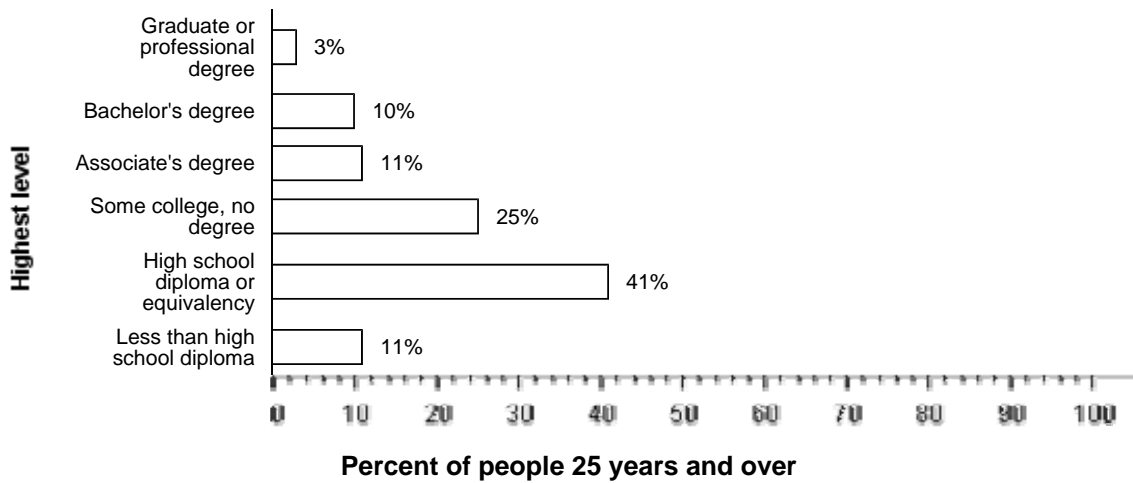


Source: American Community Survey, 2005-2009

EDUCATION: In 2005-2009, 89 percent of people 25 years and over had at least graduated from high school and 13 percent had a bachelor's degree or higher. Eleven percent were dropouts; they were not enrolled in school and had not graduated from high school.

The total school enrollment in Kukuihaele CDP was 48 in 2005-2009. Nursery school and kindergarten enrollment was 5 and elementary or high school enrollment was 43 children. College or graduate school enrollment was less than 0.5.

The Educational Attainment of People in Kukuihaele CDP, Hawaii in 2005-2009

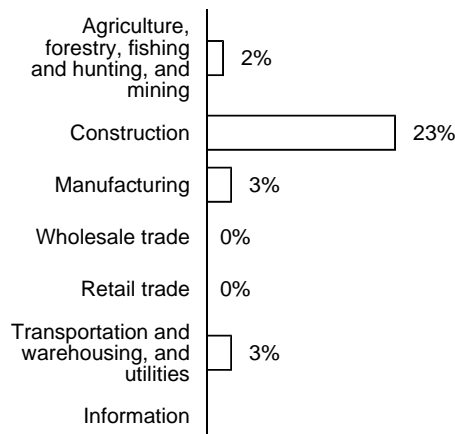


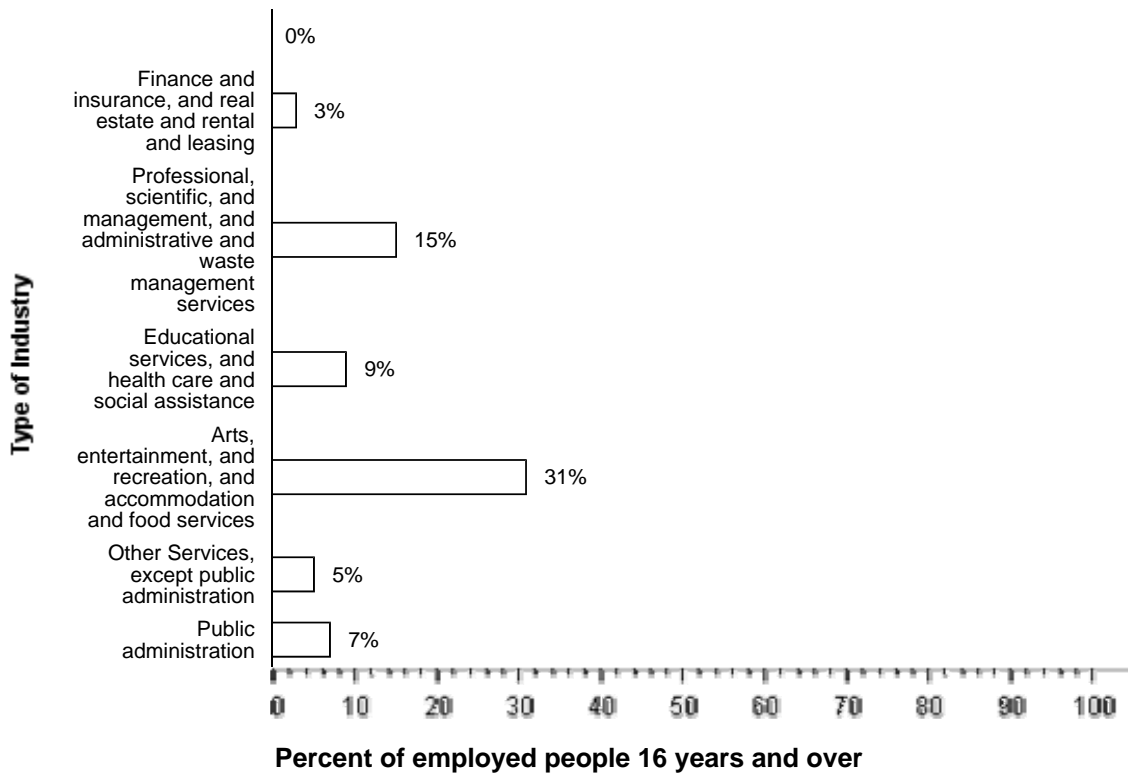
Source: American Community Survey, 2005-2009

DISABILITY: In Kukuihaele CDP, among people at least five years old in 2005-2009, percent reported a disability. The likelihood of having a disability varied by age - from percent of people 5 to 15 years old, to percent of people 16 to 64 years old, and to percent of those 65 and older.

INDUSTRIES: In 2005-2009, for the employed population 16 years and older, the leading industries in Kukuihaele CDP were Arts, entertainment, and recreation, and accommodation and food services, 31 percent, and Construction, 23 percent.

Employment by Industry in Kukuihaele CDP, Hawaii in 2005-2009





Source: American Community Survey, 2005-2009

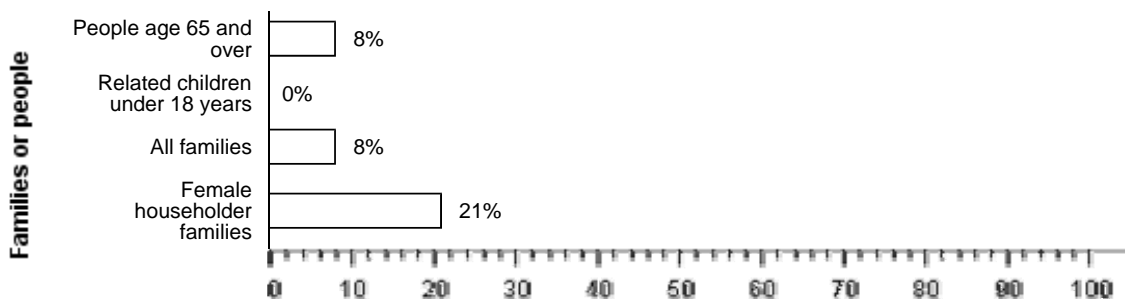
OCCUPATIONS AND TYPE OF EMPLOYER: Among the most common occupations were: Service occupations, 40 percent; Management, professional, and related occupations, 34 percent; Construction, extraction, maintenance, and repair occupations, 19 percent; Production, transportation, and material moving occupations, 3 percent; and Sales and office occupations, 2 percent. Sixty-five percent of the people employed were Private wage and salary workers; 19 percent was Federal, state, or local government workers; and 15 percent was Self-employed in own not incorporated business workers.

TRAVEL TO WORK: Ninety percent of Kukuihaele CDP workers drove to work alone in 2005-2009, less than 0.5 percent carpooled, less than 0.5 percent took public transportation, and 7 percent used other means. The remaining 3 percent worked at home. Among those who commuted to work, it took them on average 50.4 minutes to get to work.

INCOME: The median income of households in Kukuihaele CDP was \$57,813. Seventy percent of the households received earnings and 44 percent received retirement income other than Social Security. Forty-three percent of the households received Social Security. The average income from Social Security was \$14,920. These income sources are not mutually exclusive; that is, some households received income from more than one source.

POVERTY AND PARTICIPATION IN GOVERNMENT PROGRAMS: In 2005-2009, 6 percent of people were in poverty. Less than 0.5 percent of related children under 18 were below the poverty level, compared with 8 percent of people 65 years old and over. Eight percent of all families and 21 percent of families with a female householder and no husband present had incomes below the poverty level.

Poverty Rates in Kukuihaele CDP, Hawaii in 2005-2009

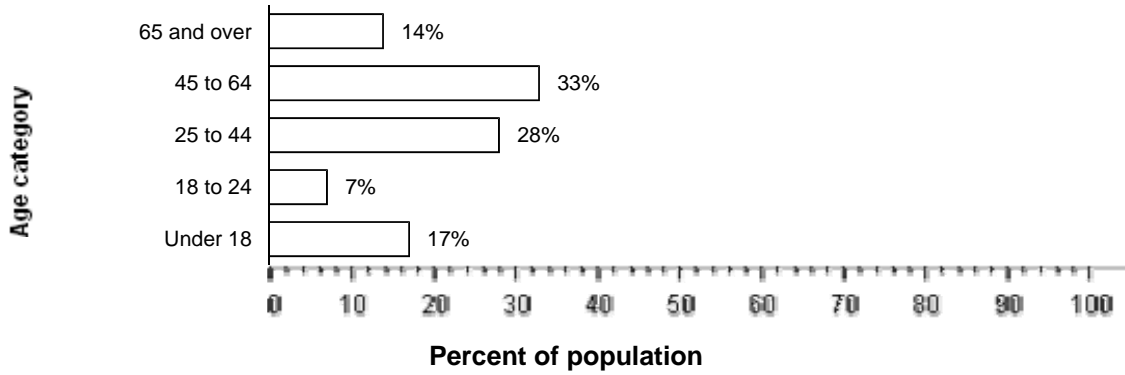


Percent below poverty level

Source: American Community Survey, 2005-2009

POPULATION OF Kukuihaele CDP: In 2005-2009, Kukuihaele CDP had a total population of 350 - 200 (56 percent) females and 150 (44 percent) males. The median age was 44.3 years. Seventeen percent of the population was under 18 years and 14 percent was 65 years and older.

The Age Distribution of People in Kukuihaele CDP, Hawaii in 2005-2009

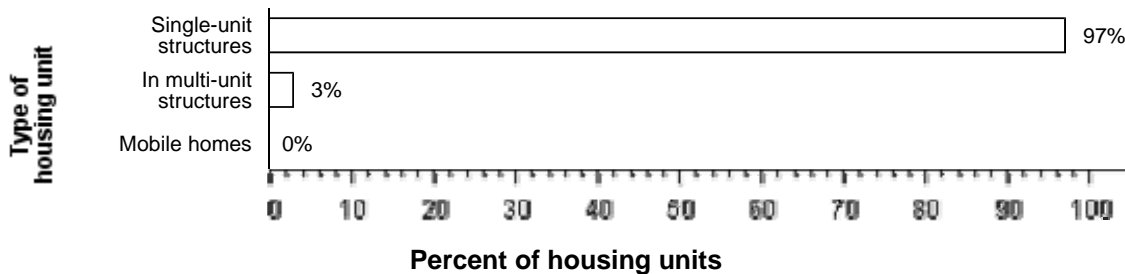


Source: American Community Survey, 2005-2009

For people reporting one race alone, 33 percent was White; 7 percent was Black or African American; less than 0.5 percent was American Indian and Alaska Native; 18 percent was Asian; 7 percent was Native Hawaiian and Other Pacific Islander, and 1 percent was Some other race. Thirty-four percent reported Two or more races. Seven percent of the people in Kukuihaele CDP was Hispanic. Twenty-seven percent of the people in Kukuihaele CDP was White non-Hispanic. People of Hispanic origin may be of any race.

HOUSING CHARACTERISTICS: In 2005-2009, Kukuihaele CDP had a total of 140 housing units, 24 percent of which were vacant. Of the total housing units, 97 percent was in single-unit structures, 3 percent was in multi-unit structures, and less than 0.5 percent was mobile homes. Twenty-eight percent of the housing units were built since 1990.

The Types of Housing Units in Kukuihaele CDP, Hawaii in 2005-2009



Source: American Community Survey, 2005-2009

OCCUPIED HOUSING UNIT CHARACTERISTICS: In 2005-2009, Kukuihaele CDP had 110 occupied housing units - 96 (91 percent) owner occupied and 9 (9 percent) renter occupied. Less than 0.5 percent of the households did not have telephone service and 2 percent of the households did not have access to a car, truck, or van for private use. Multi Vehicle households were not rare. Fifty-one percent had two vehicles and another 33 percent had three or more.

HOUSING COSTS: Data for this section cannot be displayed because the number of sample cases is too small. Displaying the data would risk disclosing information for individuals.

Source: U.S. Census Bureau, 2005-2009 American Community Survey

The U.S. Census Bureau's Population Estimates Program produces the [official population estimates for the nation, states, counties and places, and the official estimates of housing units for states and counties](#). The population and housing characteristics included above are derived from the American Community Survey.

Notes:

- Detail may not add to totals due to rounding.
- Percentages are based on unrounded numbers.