



Pakala Village CDP, Hawaii

Population and Housing Narrative Profile: 2005-2009

Data Set: 2005-2009 American Community Survey 5-Year Estimates

Survey: American Community Survey

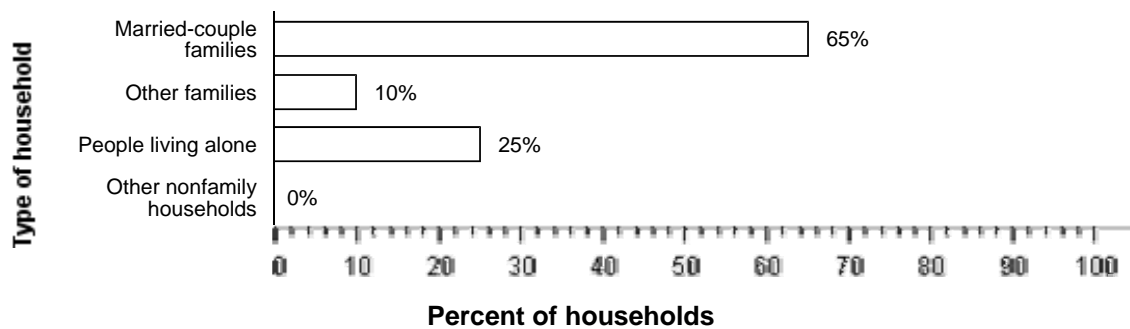
NOTE. Although the American Community Survey (ACS) produces population, demographic and housing unit estimates, it is the Census Bureau's Population Estimates Program that produces and disseminates the official estimates of the population for the nation, states, counties, cities and towns and estimates of housing units for states and counties.

For more information on confidentiality protection, sampling error, nonsampling error, and definitions, see [Survey Methodology](#).

HOUSEHOLDS AND FAMILIES: In 2005-2009 there were 120 households in Pakala Village CDP. The average household size was 2.8 people.

Families made up 75 percent of the households in Pakala Village CDP. This figure includes both married-couple families (65 percent) and other families (10 percent). Nonfamily households made up 25 percent of all households in Pakala Village CDP. Most of the nonfamily households were people living alone, but some were composed of people living in households in which no one was related to the householder.

The Types of Households in Pakala Village CDP, Hawaii in 2005-2009



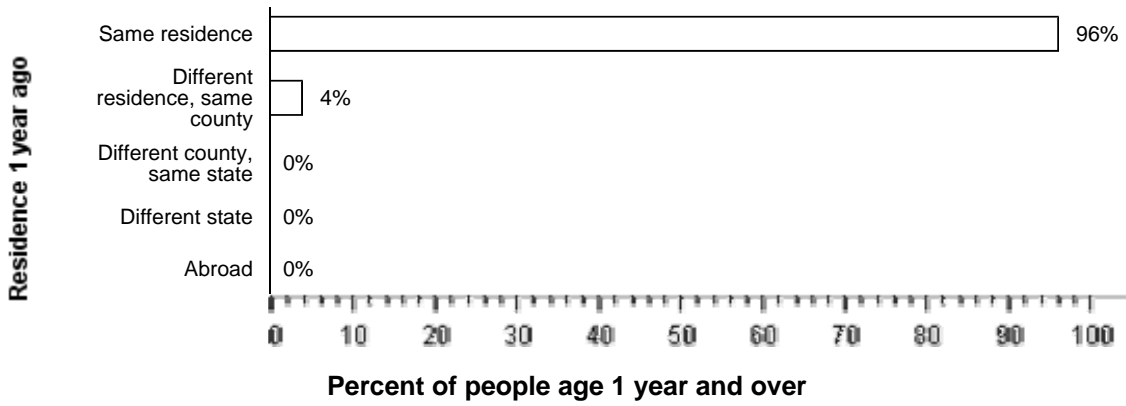
Source: American Community Survey, 2005-2009

NATIVITY AND LANGUAGE: One percent of the people living in Pakala Village CDP in 2005-2009 were foreign born. Ninety-nine percent was native, including 93 percent who were born in Hawaii.

Among people at least five years old living in Pakala Village CDP in 2005-2009, 35 percent spoke a language other than English at home. Of those speaking a language other than English at home, less than 0.5 percent spoke Spanish and 100 percent spoke some other language; 6 percent reported that they did not speak English "very well."

GEOGRAPHIC MOBILITY: In 2005-2009, 96 percent of the people at least one year old living in Pakala Village CDP were living in the same residence one year earlier; 4 percent had moved during the past year from another residence in the same county, less than 0.5 percent from another county in the same state, less than 0.5 percent from another state, and less than 0.5 percent from abroad.

Geographic Mobility of Residents of Pakala Village CDP, Hawaii in 2005-2009

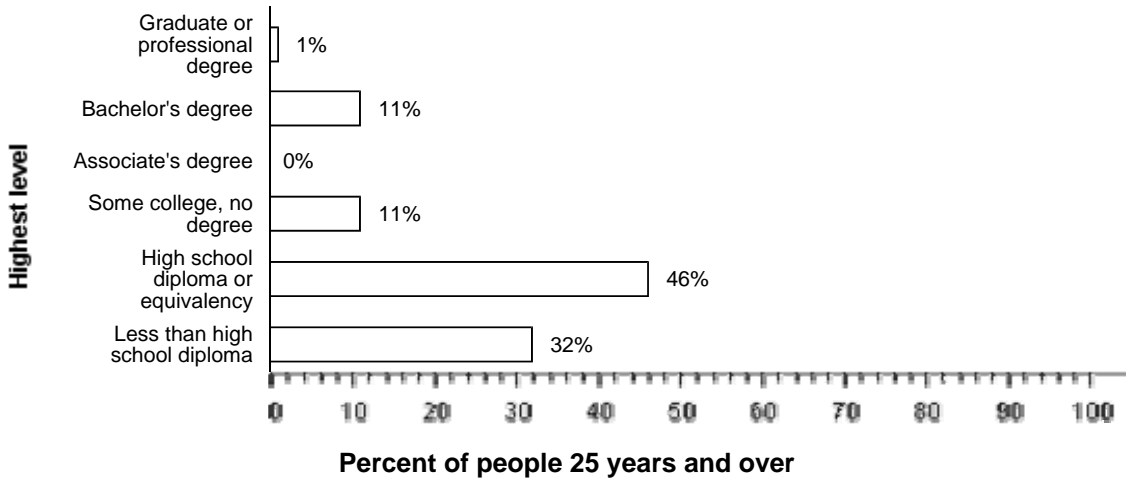


Source: American Community Survey, 2005-2009

EDUCATION: In 2005-2009, 69 percent of people 25 years and over had at least graduated from high school and 11 percent had a bachelor's degree or higher. Thirty-two percent were dropouts; they were not enrolled in school and had not graduated from high school.

The total school enrollment in Pakala Village CDP was 72 in 2005-2009. Nursery school and kindergarten enrollment was less than 0.5 and elementary or high school enrollment was 59 children. College or graduate school enrollment was 13.

The Educational Attainment of People in Pakala Village CDP, Hawaii in 2005-2009

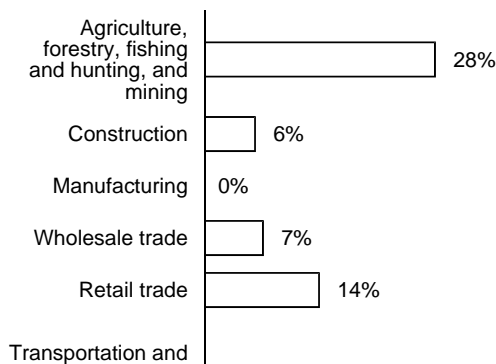


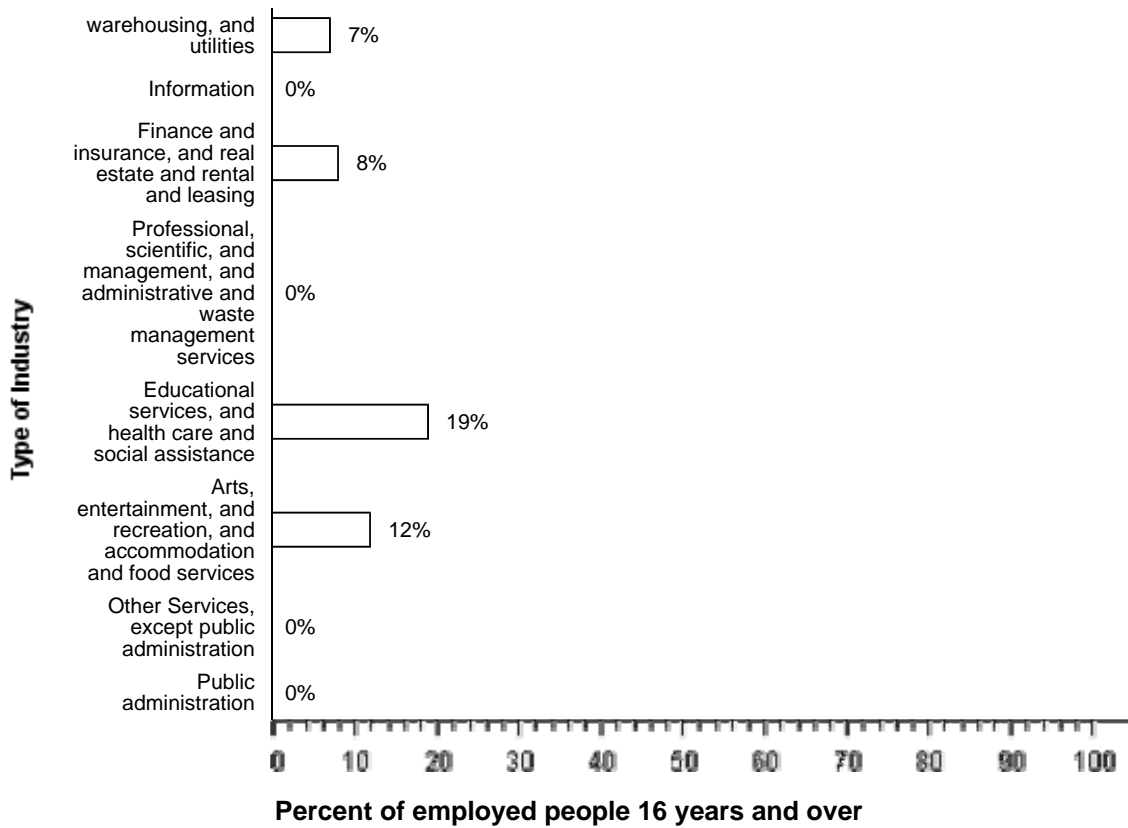
Source: American Community Survey, 2005-2009

DISABILITY: In Pakala Village CDP, among people at least five years old in 2005-2009, percent reported a disability. The likelihood of having a disability varied by age - from percent of people 5 to 15 years old, to percent of people 16 to 64 years old, and to percent of those 65 and older.

INDUSTRIES: In 2005-2009, for the employed population 16 years and older, the leading industries in Pakala Village CDP were Agriculture, forestry, fishing and hunting, and mining, 28 percent, and Educational services, and health care, and social assistance, 19 percent.

Employment by Industry in Pakala Village CDP, Hawaii in 2005-2009





Source: American Community Survey, 2005-2009

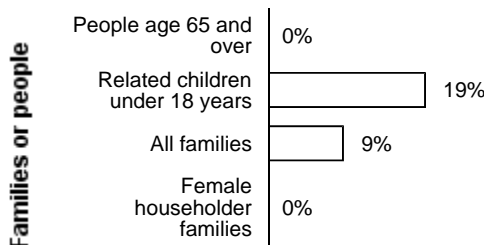
OCCUPATIONS AND TYPE OF EMPLOYER: Among the most common occupations were: Sales and office occupations, 29 percent; Service occupations, 21 percent; Production, transportation, and material moving occupations, 20 percent; Management, professional, and related occupations, 13 percent; and Farming, fishing, and forestry occupations, 10 percent. Seventy-three percent of the people employed were Private wage and salary workers; 21 percent was Federal, state, or local government workers; and 6 percent was Self-employed in own not incorporated business workers.

TRAVEL TO WORK: Eighty-three percent of Pakala Village CDP workers drove to work alone in 2005-2009, 8 percent carpooled, less than 0.5 percent took public transportation, and 10 percent used other means. The remaining less than 0.5 percent worked at home. Among those who commuted to work, it took them on average 20.5 minutes to get to work.

INCOME: The median income of households in Pakala Village CDP was \$38,750. Seventy-two percent of the households received earnings and 46 percent received retirement income other than Social Security. Sixty-two percent of the households received Social Security. The average income from Social Security was \$21,716. These income sources are not mutually exclusive; that is, some households received income from more than one source.

POVERTY AND PARTICIPATION IN GOVERNMENT PROGRAMS: In 2005-2009, 9 percent of people were in poverty. Nineteen percent of related children under 18 were below the poverty level, compared with less than 0.5 percent of people 65 years old and over. Nine percent of all families and less than 0.5 percent of families with a female householder and no husband present had incomes below the poverty level.

Poverty Rates in Pakala Village CDP, Hawaii in 2005-2009

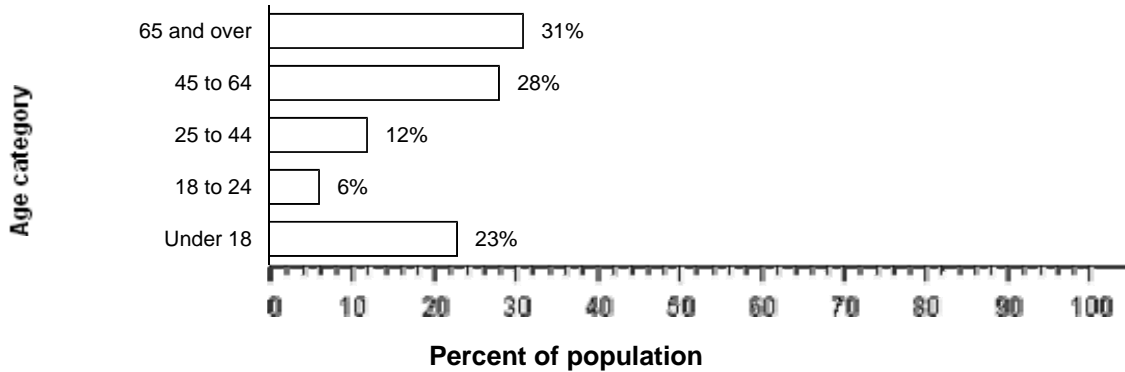




Source: American Community Survey, 2005-2009

POPULATION OF Pakala Village CDP: In 2005-2009, Pakala Village CDP had a total population of 330 - 150 (45 percent) females and 180 (55 percent) males. The median age was 49 years. Twenty-three percent of the population was under 18 years and 31 percent was 65 years and older.

The Age Distribution of People in Pakala Village CDP, Hawaii in 2005-2009

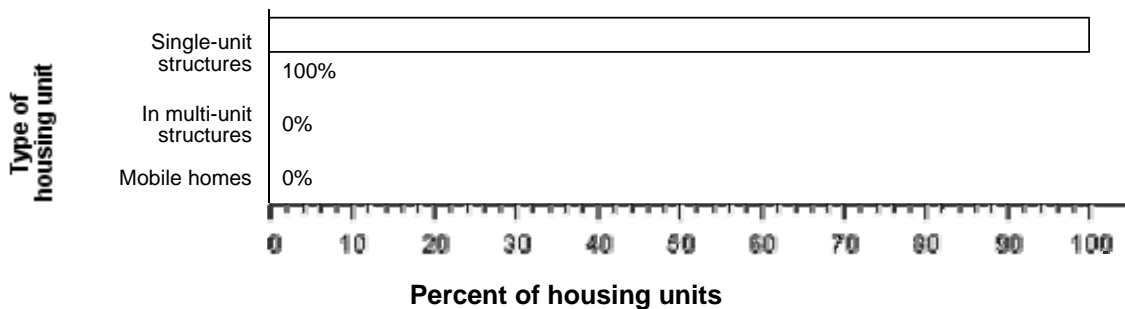


Source: American Community Survey, 2005-2009

For people reporting one race alone, 14 percent was White; less than 0.5 percent was Black or African American; less than 0.5 percent was American Indian and Alaska Native; 24 percent was Asian; 46 percent was Native Hawaiian and Other Pacific Islander, and less than 0.5 percent was Some other race. Sixteen percent reported Two or more races. Six percent of the people in Pakala Village CDP was Hispanic. Twelve percent of the people in Pakala Village CDP was White non-Hispanic. People of Hispanic origin may be of any race.

HOUSING CHARACTERISTICS: In 2005-2009, Pakala Village CDP had a total of 180 housing units, 34 percent of which were vacant. Of the total housing units, 100 percent was in single-unit structures, less than 0.5 percent was in multi-unit structures, and less than 0.5 percent was mobile homes. Twelve percent of the housing units were built since 1990.

The Types of Housing Units in Pakala Village CDP, Hawaii in 2005-2009



Source: American Community Survey, 2005-2009

OCCUPIED HOUSING UNIT CHARACTERISTICS: In 2005-2009, Pakala Village CDP had 120 occupied housing units - 3 (3 percent) owner occupied and 120 (97 percent) renter occupied. Six percent of the households did not have telephone service and 8 percent of the households did not have access to a car, truck, or van for private use. Multi Vehicle households were not rare. Thirty-one percent had two vehicles and another 40 percent had three or more.

HOUSING COSTS: Data for this section cannot be displayed because the number of sample cases is too small. Displaying the data would risk disclosing information for individuals.

Source: U.S. Census Bureau, 2005-2009 American Community Survey

The U.S. Census Bureau's Population Estimates Program produces the [official population estimates for the nation, states, counties and places](#), and the [official estimates of housing units for states and counties](#). The population and housing characteristics included above are derived from the American Community Survey.

Notes:

- Detail may not add to totals due to rounding.
- Percentages are based on unrounded numbers.