



Papaikou CDP, Hawaii

Population and Housing Narrative Profile: 2005-2009

Data Set: **2005-2009 American Community Survey 5-Year Estimates**

Survey: **American Community Survey**

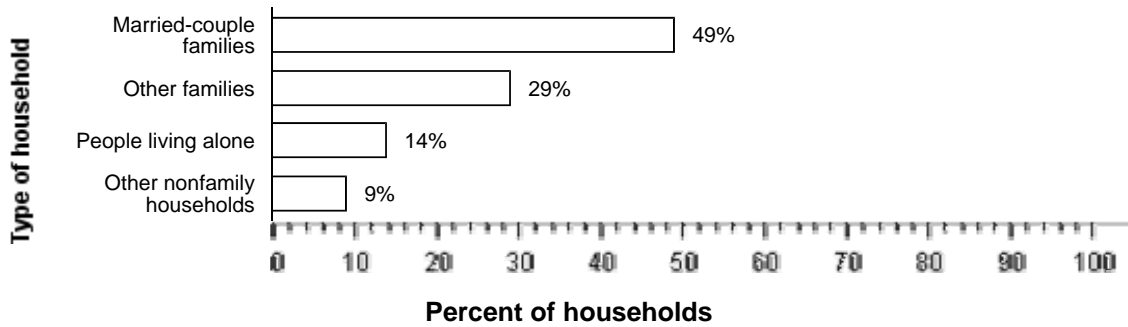
NOTE. Although the American Community Survey (ACS) produces population, demographic and housing unit estimates, it is the Census Bureau's Population Estimates Program that produces and disseminates the official estimates of the population for the nation, states, counties, cities and towns and estimates of housing units for states and counties.

For more information on confidentiality protection, sampling error, nonsampling error, and definitions, see [Survey Methodology](#).

HOUSEHOLDS AND FAMILIES: In 2005-2009 there were 500 households in Papaikou CDP. The average household size was 3 people.

Families made up 77 percent of the households in Papaikou CDP. This figure includes both married-couple families (49 percent) and other families (29 percent). Nonfamily households made up 23 percent of all households in Papaikou CDP. Most of the nonfamily households were people living alone, but some were composed of people living in households in which no one was related to the householder.

The Types of Households in Papaikou CDP, Hawaii in 2005-2009




Source: American Community Survey, 2005-2009

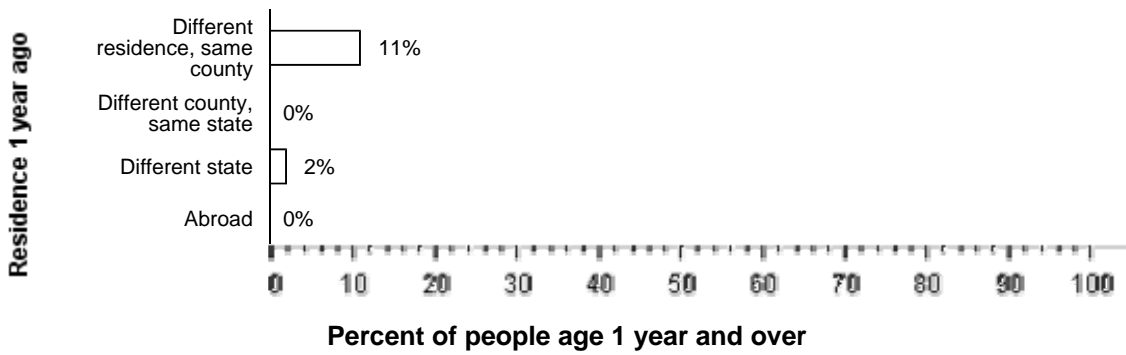
NATIVITY AND LANGUAGE: Thirteen percent of the people living in Papaikou CDP in 2005-2009 were foreign born. Eighty-seven percent was native, including 72 percent who were born in Hawaii.

Among people at least five years old living in Papaikou CDP in 2005-2009, 22 percent spoke a language other than English at home. Of those speaking a language other than English at home, 21 percent spoke Spanish and 79 percent spoke some other language; 43 percent reported that they did not speak English "very well."

GEOGRAPHIC MOBILITY: In 2005-2009, 86 percent of the people at least one year old living in Papaikou CDP were living in the same residence one year earlier; 11 percent had moved during the past year from another residence in the same county, less than 0.5 percent from another county in the same state, 2 percent from another state, and less than 0.5 percent from abroad.

Geographic Mobility of Residents of Papaikou CDP, Hawaii in 2005-2009



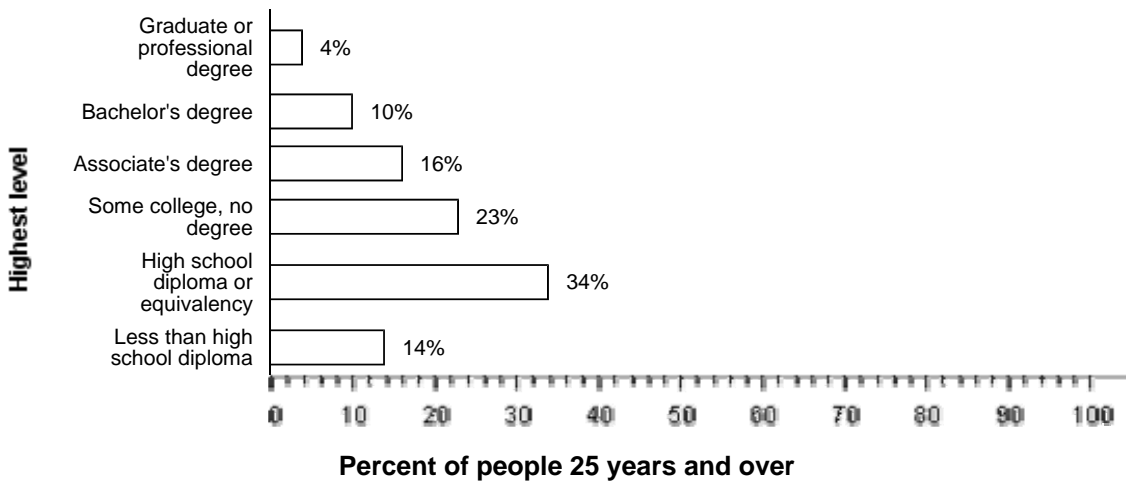


Source: American Community Survey, 2005-2009

EDUCATION: In 2005-2009, 86 percent of people 25 years and over had at least graduated from high school and 13 percent had a bachelor's degree or higher. Fourteen percent were dropouts; they were not enrolled in school and had not graduated from high school.

The total school enrollment in Papaikou CDP was 440 in 2005-2009. Nursery school and kindergarten enrollment was 40 and elementary or high school enrollment was 230 children. College or graduate school enrollment was 170.

The Educational Attainment of People in Papaikou CDP, Hawaii in 2005-2009

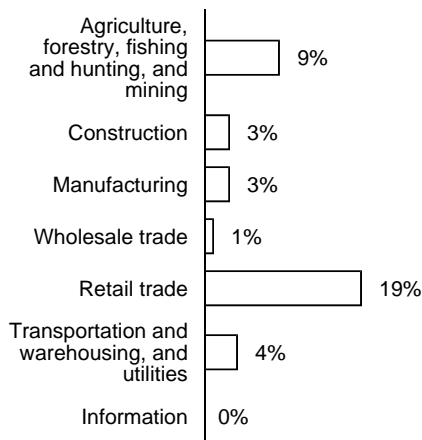


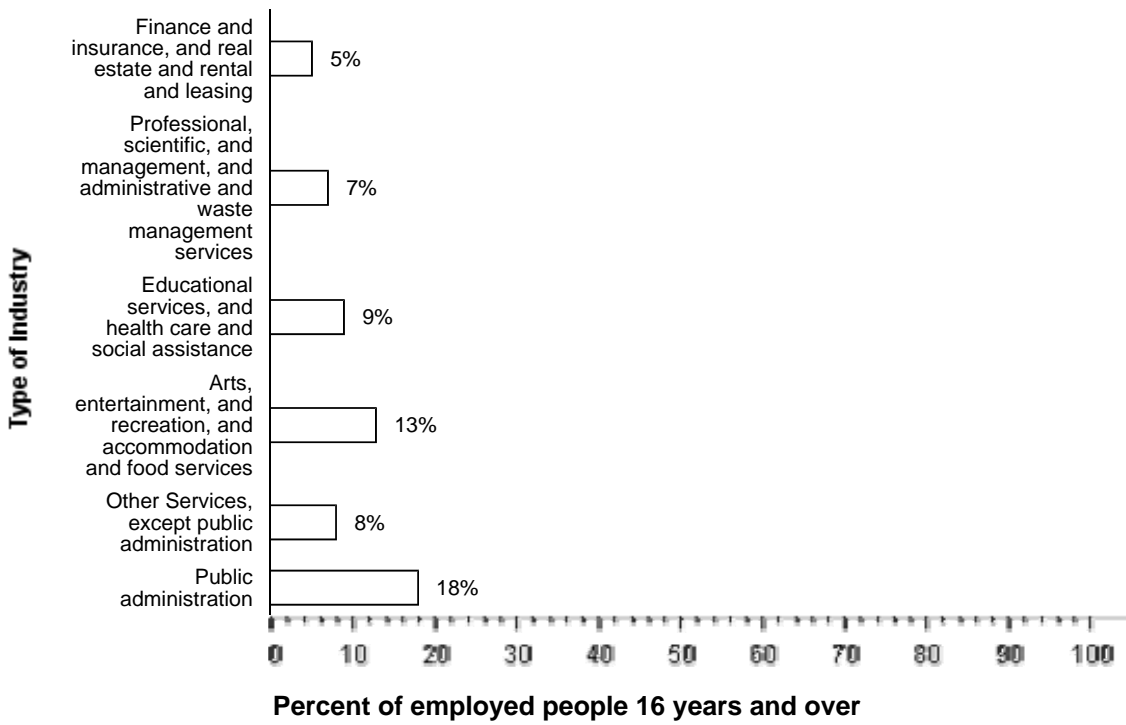
Source: American Community Survey, 2005-2009

DISABILITY: In Papaikou CDP, among people at least five years old in 2005-2009, percent reported a disability. The likelihood of having a disability varied by age - from percent of people 5 to 15 years old, to percent of people 16 to 64 years old, and to percent of those 65 and older.

INDUSTRIES: In 2005-2009, for the employed population 16 years and older, the leading industries in Papaikou CDP were Retail trade, 19 percent, and Public administration, 18 percent.

Employment by Industry in Papaikou CDP, Hawaii in 2005-2009





Source: American Community Survey, 2005-2009

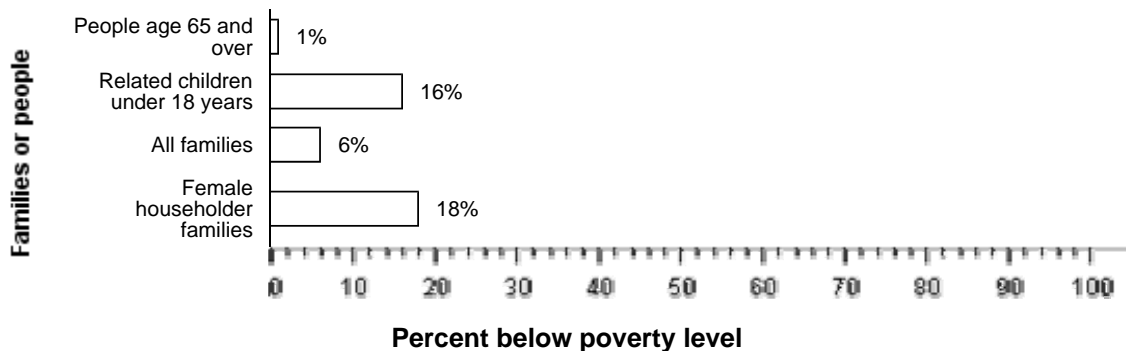
OCCUPATIONS AND TYPE OF EMPLOYER: Among the most common occupations were: Sales and office occupations, 35 percent; Management, professional, and related occupations, 23 percent; Service occupations, 21 percent; Farming, fishing, and forestry occupations, 8 percent; and Production, transportation, and material moving occupations, 8 percent. Sixty-four percent of the people employed were Private wage and salary workers; 27 percent was Federal, state, or local government workers; and 8 percent was Self-employed in own not incorporated business workers.

TRAVEL TO WORK: Sixty-three percent of Papaikou CDP workers drove to work alone in 2005-2009, 23 percent carpoolled, less than 0.5 percent took public transportation, and 4 percent used other means. The remaining 10 percent worked at home. Among those who commuted to work, it took them on average 21.2 minutes to get to work.

INCOME: The median income of households in Papaikou CDP was \$59,427. Eighty-two percent of the households received earnings and 27 percent received retirement income other than Social Security. Forty-one percent of the households received Social Security. The average income from Social Security was \$12,572. These income sources are not mutually exclusive; that is, some households received income from more than one source.

POVERTY AND PARTICIPATION IN GOVERNMENT PROGRAMS: In 2005-2009, 9 percent of people were in poverty. Sixteen percent of related children under 18 were below the poverty level, compared with 1 percent of people 65 years old and over. Six percent of all families and 18 percent of families with a female householder and no husband present had incomes below the poverty level.

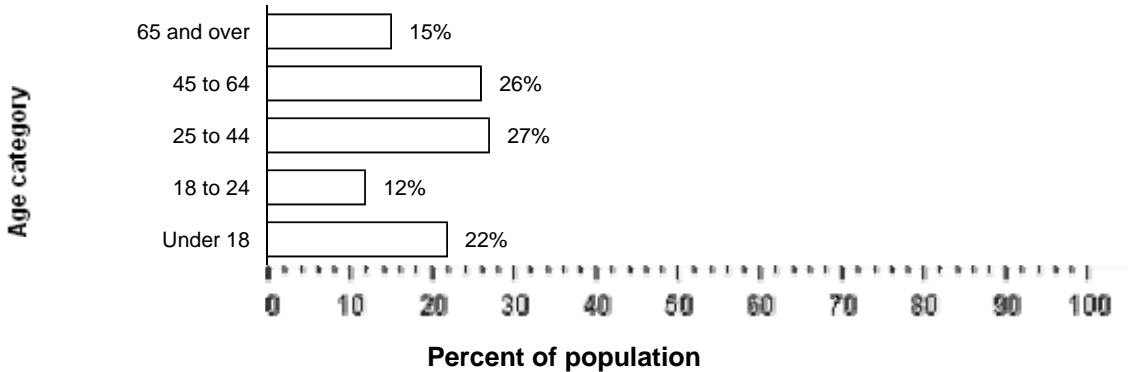
Poverty Rates in Papaikou CDP, Hawaii in 2005-2009



Source: American Community Survey, 2005-2009

POPULATION OF Papaikou CDP: In 2005-2009, Papaikou CDP had a total population of 1,500 - 770 (51 percent) females and 740 (49 percent) males. The median age was 35.8 years. Twenty-two percent of the population was under 18 years and 15 percent was 65 years and older.

The Age Distribution of People in Papaikou CDP, Hawaii in 2005-2009

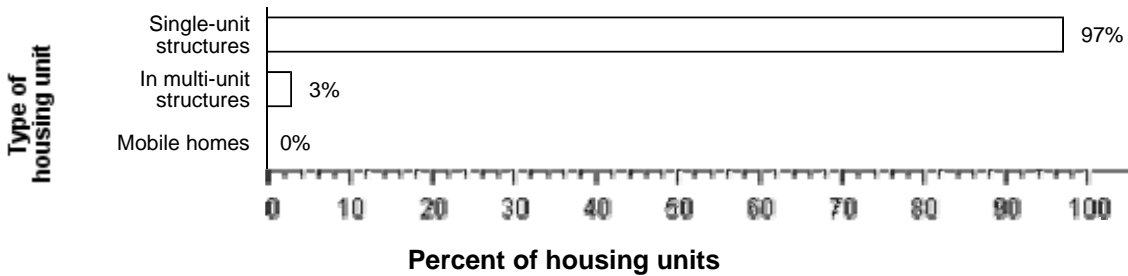


Source: American Community Survey, 2005-2009

For people reporting one race alone, 19 percent was White; less than 0.5 percent was Black or African American; 1 percent was American Indian and Alaska Native; 45 percent was Asian; 8 percent was Native Hawaiian and Other Pacific Islander, and 1 percent was Some other race. Twenty-seven percent reported Two or more races. Eleven percent of the people in Papaikou CDP was Hispanic. Sixteen percent of the people in Papaikou CDP was White non-Hispanic. People of Hispanic origin may be of any race.

HOUSING CHARACTERISTICS: In 2005-2009, Papaikou CDP had a total of 520 housing units, 3 percent of which were vacant. Of the total housing units, 97 percent was in single-unit structures, 3 percent was in multi-unit structures, and less than 0.5 percent was mobile homes. Thirteen percent of the housing units were built since 1990.

The Types of Housing Units in Papaikou CDP, Hawaii in 2005-2009





Source: American Community Survey, 2005-2009

OCCUPIED HOUSING UNIT CHARACTERISTICS: In 2005-2009, Papaikou CDP had 500 occupied housing units - 310 (62 percent) owner occupied and 190 (38 percent) renter occupied. Five percent of the households did not have telephone service and 1 percent of the households did not have access to a car, truck, or van for private use. Multi Vehicle households were not rare. Forty percent had two vehicles and another 30 percent had three or more.

HOUSING COSTS: The median monthly housing costs for mortgaged owners was \$1,419, nonmortgaged owners \$278, and renters \$1,093. Forty-one percent of owners with mortgages, 3 percent of owners without mortgages, and 36 percent of renters in Papaikou CDP spent 30 percent or more of household income on housing.

Occupants with a Housing Cost Burden in Papaikou CDP, Hawaii in 2005-2009





Percent paying 30 percent or more of income for housing

Source: American Community Survey, 2005-2009

Source: U.S. Census Bureau, 2005-2009 American Community Survey

The U.S. Census Bureau's Population Estimates Program produces the [official population estimates for the nation, states, counties and places](#), and the [official estimates of housing units for states and counties](#). The population and housing characteristics included above are derived from the American Community Survey.

Notes:

- Detail may not add to totals due to rounding.
- Percentages are based on unrounded numbers.