



Village Park CDP, Hawaii
Population and Housing Narrative Profile: 2005-2009
 Data Set: **2005-2009 American Community Survey 5-Year Estimates**
 Survey: **American Community Survey**

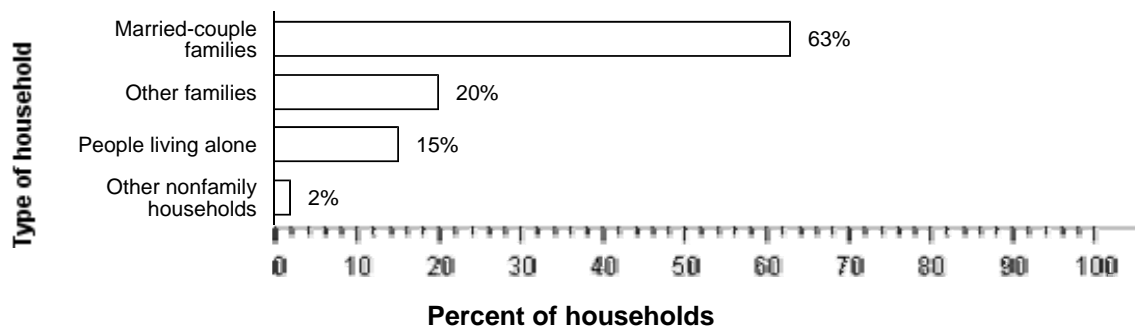
NOTE. Although the American Community Survey (ACS) produces population, demographic and housing unit estimates, it is the Census Bureau's Population Estimates Program that produces and disseminates the official estimates of the population for the nation, states, counties, cities and towns and estimates of housing units for states and counties.

For more information on confidentiality protection, sampling error, nonsampling error, and definitions, see [Survey Methodology](#).

HOUSEHOLDS AND FAMILIES: In 2005-2009 there were 2,800 households in Village Park CDP. The average household size was 3.5 people.

Families made up 83 percent of the households in Village Park CDP. This figure includes both married-couple families (63 percent) and other families (20 percent). Nonfamily households made up 17 percent of all households in Village Park CDP. Most of the nonfamily households were people living alone, but some were composed of people living in households in which no one was related to the householder.

The Types of Households in Village Park CDP, Hawaii in 2005-2009




Source: American Community Survey, 2005-2009

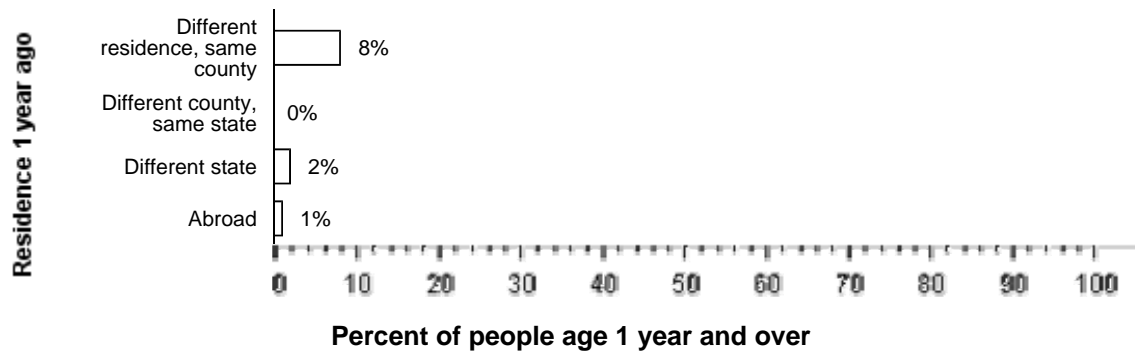
NATIVITY AND LANGUAGE: Twenty-two percent of the people living in Village Park CDP in 2005-2009 were foreign born. Seventy-eight percent was native, including 61 percent who were born in Hawaii.

Among people at least five years old living in Village Park CDP in 2005-2009, 28 percent spoke a language other than English at home. Of those speaking a language other than English at home, 3 percent spoke Spanish and 97 percent spoke some other language; 61 percent reported that they did not speak English "very well."

GEOGRAPHIC MOBILITY: In 2005-2009, 88 percent of the people at least one year old living in Village Park CDP were living in the same residence one year earlier; 8 percent had moved during the past year from another residence in the same county, less than 0.5 percent from another county in the same state, 2 percent from another state, and 1 percent from abroad.

Geographic Mobility of Residents of Village Park CDP, Hawaii in 2005-2009



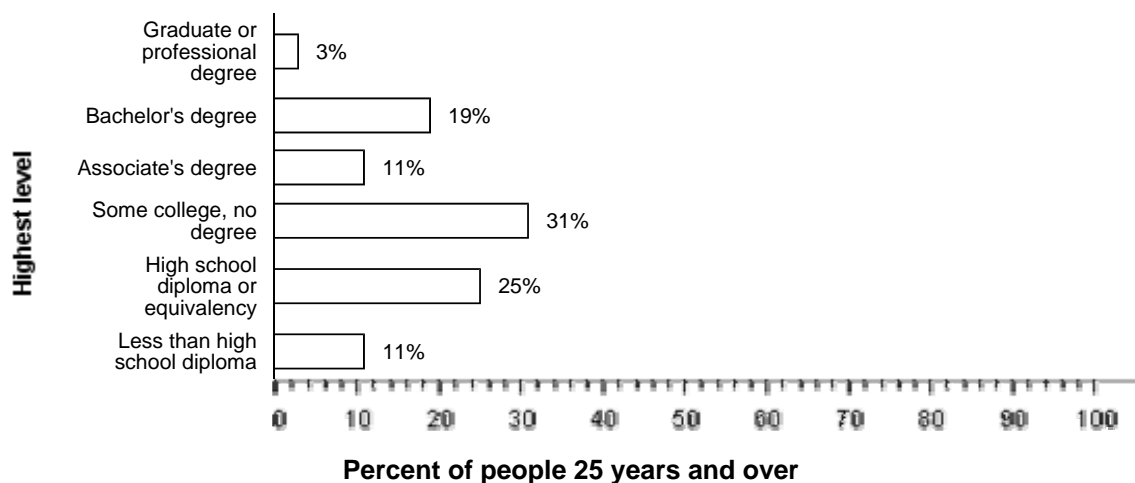


Source: American Community Survey, 2005-2009

EDUCATION: In 2005-2009, 89 percent of people 25 years and over had at least graduated from high school and 22 percent had a bachelor's degree or higher. Eleven percent were dropouts; they were not enrolled in school and had not graduated from high school.

The total school enrollment in Village Park CDP was 2,700 in 2005-2009. Nursery school and kindergarten enrollment was 330 and elementary or high school enrollment was 1,500 children. College or graduate school enrollment was 860.

The Educational Attainment of People in Village Park CDP, Hawaii in 2005-2009

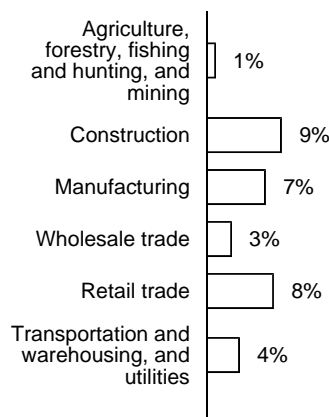


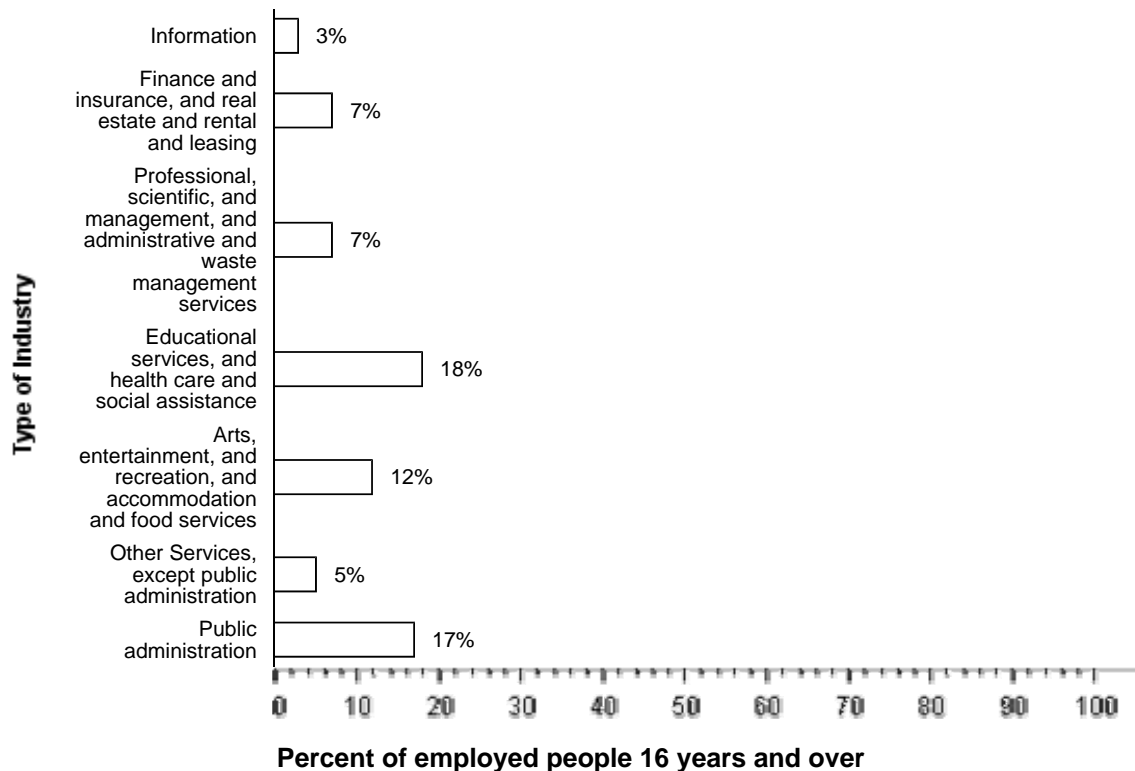
Source: American Community Survey, 2005-2009

DISABILITY: In Village Park CDP, among people at least five years old in 2005-2009, percent reported a disability. The likelihood of having a disability varied by age - from percent of people 5 to 15 years old, to percent of people 16 to 64 years old, and to percent of those 65 and older.

INDUSTRIES: In 2005-2009, for the employed population 16 years and older, the leading industries in Village Park CDP were Educational services, and health care, and social assistance, 18 percent, and Public administration, 17 percent.

Employment by Industry in Village Park CDP, Hawaii in 2005-2009





Source: American Community Survey, 2005-2009

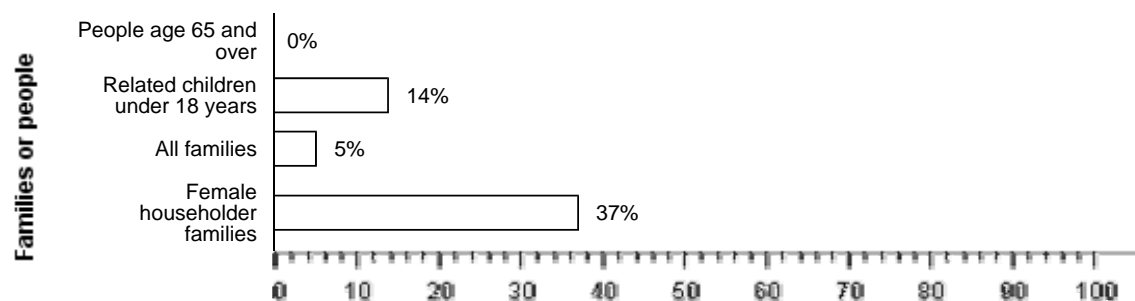
OCCUPATIONS AND TYPE OF EMPLOYER: Among the most common occupations were: Management, professional, and related occupations, 30 percent; Sales and office occupations, 26 percent; Service occupations, 21 percent; Construction, extraction, maintenance, and repair occupations, 15 percent; and Production, transportation, and material moving occupations, 7 percent. Sixty-seven percent of the people employed were Private wage and salary workers; 30 percent was Federal, state, or local government workers; and 2 percent was Self-employed in own not incorporated business workers.

TRAVEL TO WORK: Sixty-nine percent of Village Park CDP workers drove to work alone in 2005-2009, 18 percent carooled, 5 percent took public transportation, and 7 percent used other means. The remaining less than 0.5 percent worked at home. Among those who commuted to work, it took them on average 32 minutes to get to work.

INCOME: The median income of households in Village Park CDP was \$84,515. Ninety-six percent of the households received earnings and 19 percent received retirement income other than Social Security. Nineteen percent of the households received Social Security. The average income from Social Security was \$13,456. These income sources are not mutually exclusive; that is, some households received income from more than one source.

POVERTY AND PARTICIPATION IN GOVERNMENT PROGRAMS: In 2005-2009, 7 percent of people were in poverty. Fourteen percent of related children under 18 were below the poverty level, compared with less than 0.5 percent of people 65 years old and over. Five percent of all families and 37 percent of families with a female householder and no husband present had incomes below the poverty level.

Poverty Rates in Village Park CDP, Hawaii in 2005-2009

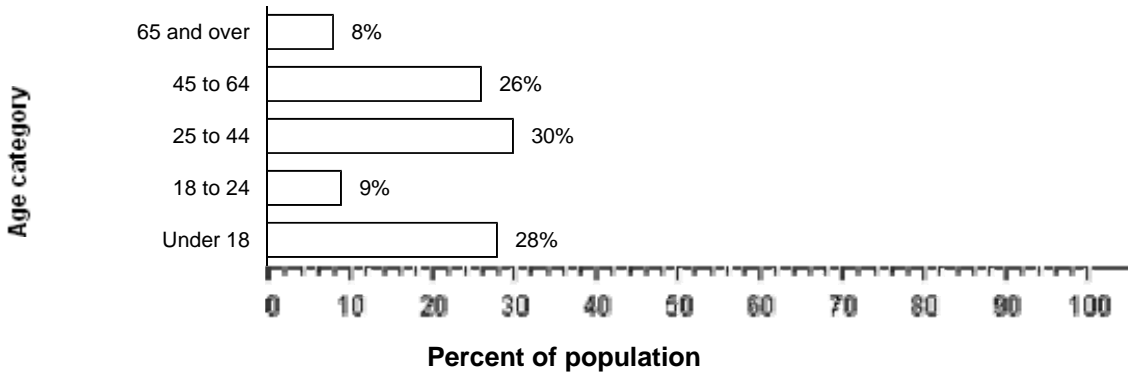


Percent below poverty level

Source: American Community Survey, 2005-2009

POPULATION OF Village Park CDP: In 2005-2009, Village Park CDP had a total population of 9,800 - 4,800 (49 percent) females and 5,000 (51 percent) males. The median age was 34.1 years. Twenty-eight percent of the population was under 18 years and 8 percent was 65 years and older.

The Age Distribution of People in Village Park CDP, Hawaii in 2005-2009

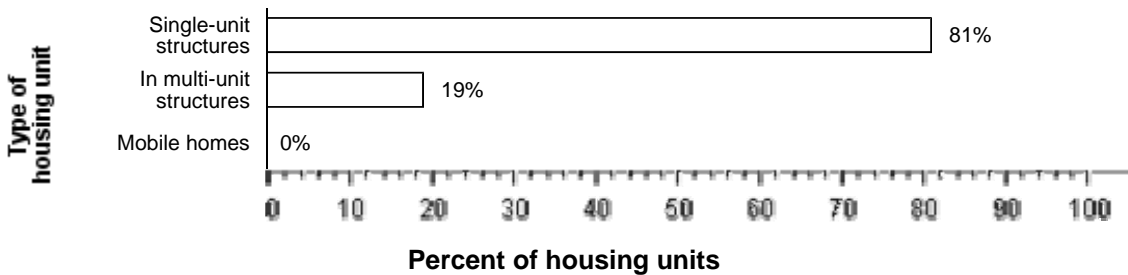


Source: American Community Survey, 2005-2009

For people reporting one race alone, 14 percent was White; 4 percent was Black or African American; less than 0.5 percent was American Indian and Alaska Native; 49 percent was Asian; 10 percent was Native Hawaiian and Other Pacific Islander, and less than 0.5 percent was Some other race. Twenty-three percent reported Two or more races. Nine percent of the people in Village Park CDP was Hispanic. Eleven percent of the people in Village Park CDP was White non-Hispanic. People of Hispanic origin may be of any race.

HOUSING CHARACTERISTICS: In 2005-2009, Village Park CDP had a total of 2,900 housing units, 4 percent of which were vacant. Of the total housing units, 81 percent was in single-unit structures, 19 percent was in multi-unit structures, and less than 0.5 percent was mobile homes. Thirty-two percent of the housing units were built since 1990.

The Types of Housing Units in Village Park CDP, Hawaii in 2005-2009



Source: American Community Survey, 2005-2009

OCCUPIED HOUSING UNIT CHARACTERISTICS: In 2005-2009, Village Park CDP had 2,800 occupied housing units - 2,100 (74 percent) owner occupied and 720 (26 percent) renter occupied. One percent of the households did not have telephone service and less than 0.5 percent of the households did not have access to a car, truck, or van for private use. Multi Vehicle households were not rare. Forty percent had two vehicles and another 37 percent had three or more.

HOUSING COSTS: Data for this section cannot be displayed because the number of sample cases is too small. Displaying the data would risk disclosing information for individuals.

Source: U.S. Census Bureau, 2005-2009 American Community Survey

The U.S. Census Bureau's Population Estimates Program produces the [official population estimates for the nation, states, counties and places](#), and the [official estimates of housing units for states and counties](#). The population and

housing characteristics included above are derived from the American Community Survey.

Notes:

- Detail may not add to totals due to rounding.
- Percentages are based on unrounded numbers.