



**Wheeler AFB CDP, Hawaii**  
**Population and Housing Narrative Profile: 2005-2009**  
 Data Set: 2005-2009 American Community Survey 5-Year Estimates  
 Survey: American Community Survey

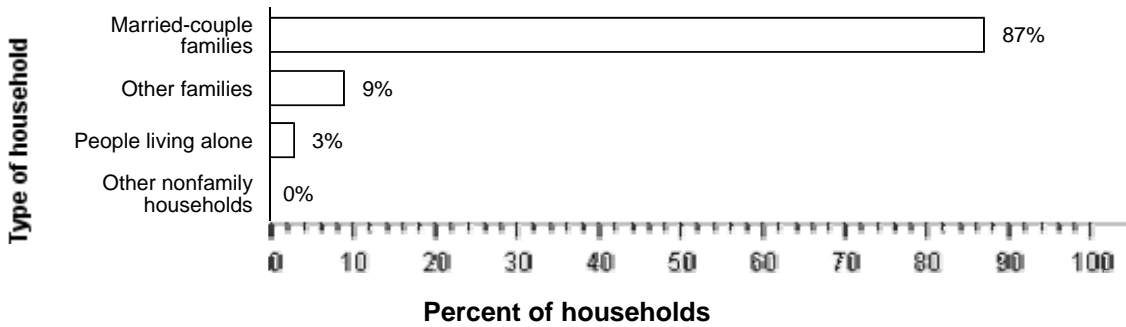
NOTE. Although the American Community Survey (ACS) produces population, demographic and housing unit estimates, it is the Census Bureau's Population Estimates Program that produces and disseminates the official estimates of the population for the nation, states, counties, cities and towns and estimates of housing units for states and counties.

For more information on confidentiality protection, sampling error, nonsampling error, and definitions, see [Survey Methodology](#).

**HOUSEHOLDS AND FAMILIES:** In 2005-2009 there were 880 households in Wheeler AFB CDP. The average household size was 3.3 people.

Families made up 97 percent of the households in Wheeler AFB CDP. This figure includes both married-couple families (87 percent) and other families (9 percent). Nonfamily households made up 3 percent of all households in Wheeler AFB CDP. Most of the nonfamily households were people living alone, but some were composed of people living in households in which no one was related to the householder.

**The Types of Households in Wheeler AFB CDP, Hawaii in 2005-2009**




Source: American Community Survey, 2005-2009

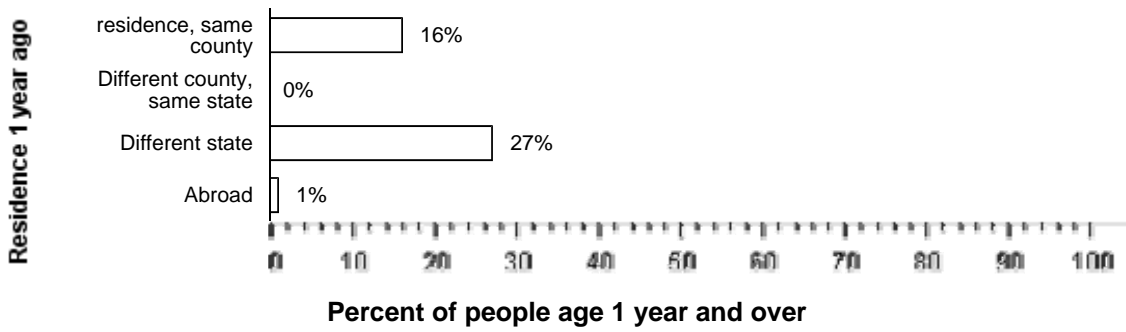
**NATIVITY AND LANGUAGE:** Six percent of the people living in Wheeler AFB CDP in 2005-2009 were foreign born. Ninety-four percent was native, including 10 percent who were born in Hawaii.

Among people at least five years old living in Wheeler AFB CDP in 2005-2009, 16 percent spoke a language other than English at home. Of those speaking a language other than English at home, 46 percent spoke Spanish and 54 percent spoke some other language; 29 percent reported that they did not speak English "very well."

**GEOGRAPHIC MOBILITY:** In 2005-2009, 55 percent of the people at least one year old living in Wheeler AFB CDP were living in the same residence one year earlier; 16 percent had moved during the past year from another residence in the same county, less than 0.5 percent from another county in the same state, 27 percent from another state, and 1 percent from abroad.

**Geographic Mobility of Residents of Wheeler AFB CDP, Hawaii in 2005-2009**



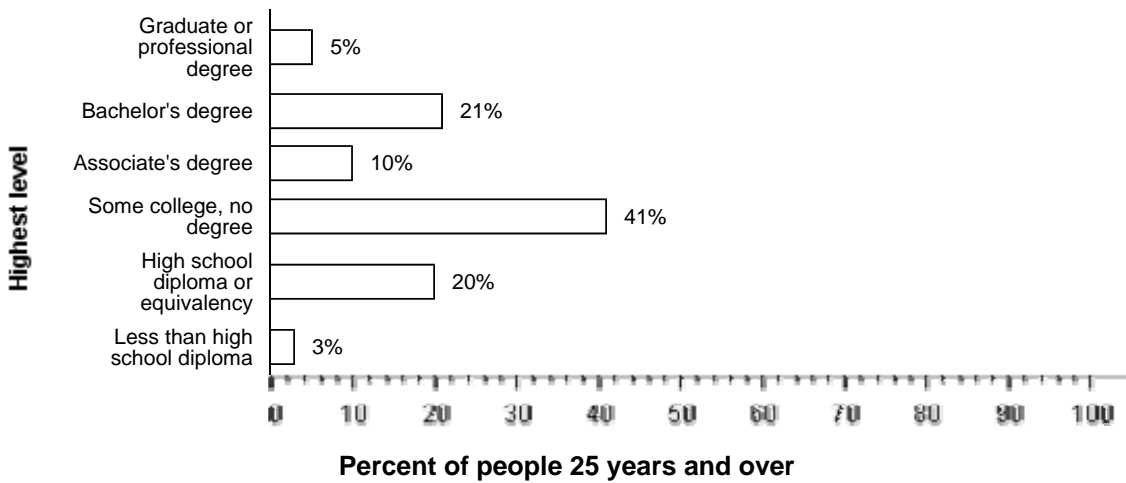


Source: American Community Survey, 2005-2009

**EDUCATION:** In 2005-2009, 98 percent of people 25 years and over had at least graduated from high school and 26 percent had a bachelor's degree or higher. Three percent were dropouts; they were not enrolled in school and had not graduated from high school.

The total school enrollment in Wheeler AFB CDP was 930 in 2005-2009. Nursery school and kindergarten enrollment was 180 and elementary or high school enrollment was 570 children. College or graduate school enrollment was 190.

**The Educational Attainment of People in Wheeler AFB CDP, Hawaii in 2005-2009**

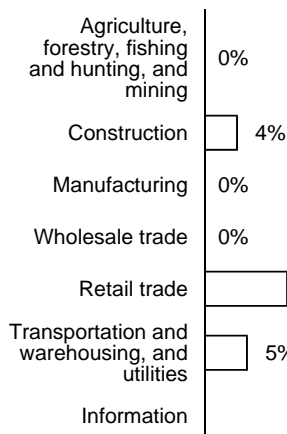


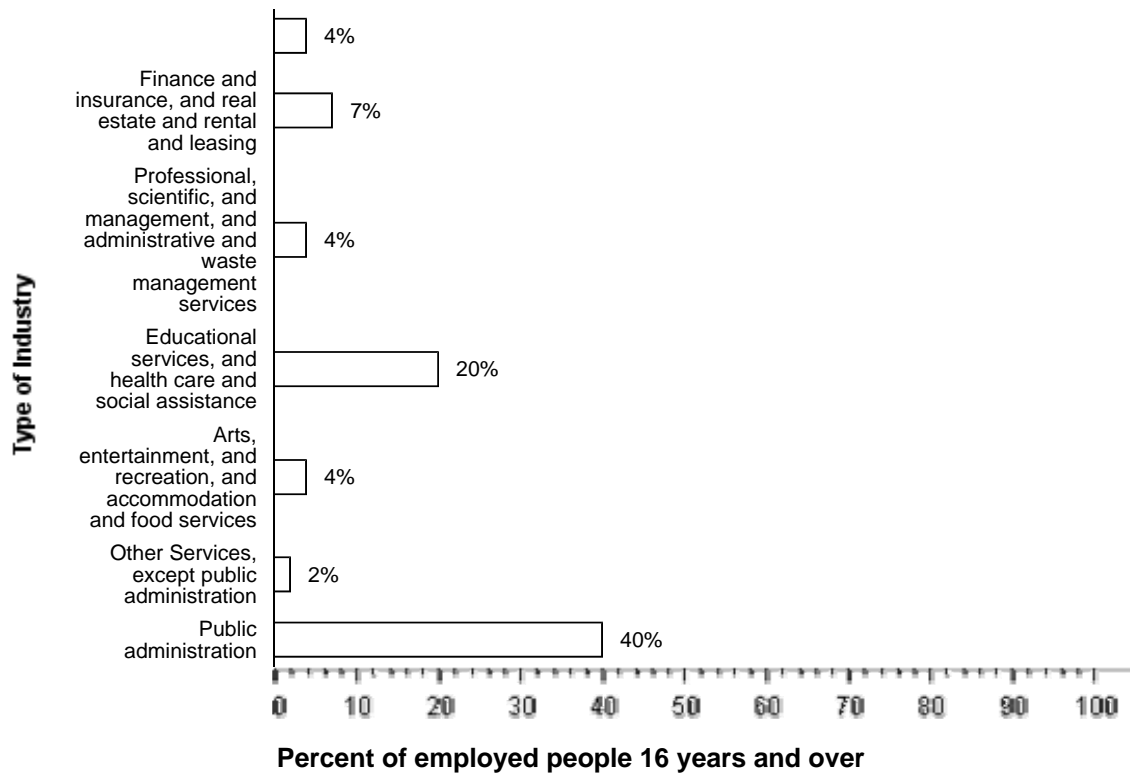
Source: American Community Survey, 2005-2009

**DISABILITY:** In Wheeler AFB CDP, among people at least five years old in 2005-2009, percent reported a disability. The likelihood of having a disability varied by age - from percent of people 5 to 15 years old, to percent of people 16 to 64 years old, and to percent of those 65 and older.

**INDUSTRIES:** In 2005-2009, for the employed population 16 years and older, the leading industries in Wheeler AFB CDP were Public administration, 40 percent, and Educational services, and health care, and social assistance, 20 percent.

**Employment by Industry in Wheeler AFB CDP, Hawaii in 2005-2009**





Source: American Community Survey, 2005-2009

**OCCUPATIONS AND TYPE OF EMPLOYER:** Among the most common occupations were: Management, professional, and related occupations, 48 percent; Construction, extraction, maintenance, and repair occupations, 26 percent; Sales and office occupations, 17 percent; Service occupations, 8 percent; and Farming, fishing, and forestry occupations, less than 0.5 percent. Fifty-three percent of the people employed were Private wage and salary workers; 47 percent was Federal, state, or local government workers; and less than 0.5 percent was Self-employed in own not incorporated business workers.

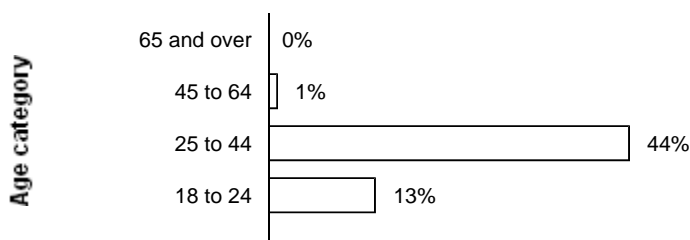
**TRAVEL TO WORK:** Seventy-nine percent of Wheeler AFB CDP workers drove to work alone in 2005-2009, 13 percent carpoolled, 2 percent took public transportation, and 5 percent used other means. The remaining 1 percent worked at home. Among those who commuted to work, it took them on average 18.7 minutes to get to work.


**INCOME:** The median income of households in Wheeler AFB CDP was \$48,659. Ninety-five percent of the households received earnings and 1 percent received retirement income other than Social Security. Three percent of the households received Social Security. The average income from Social Security was \$10,135. These income sources are not mutually exclusive; that is, some households received income from more than one source.

**POVERTY AND PARTICIPATION IN GOVERNMENT PROGRAMS:** Data for this section cannot be displayed because the number of sample cases is too small. Displaying the data would risk disclosing information for individuals.

**POPULATION OF Wheeler AFB CDP:** In 2005-2009, Wheeler AFB CDP had a total population of 2,900 - 1,500 (50 percent) females and 1,400 (50 percent) males. The median age was 22.9 years. Forty-two percent of the population was under 18 years and less than 0.5 percent was 65 years and older.

The Age Distribution of People in Wheeler AFB CDP, Hawaii in 2005-2009



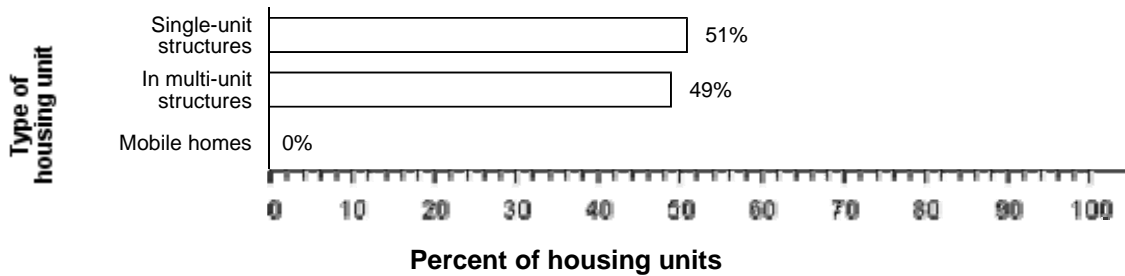


Source: American Community Survey, 2005-2009

For people reporting one race alone, 62 percent was White; 8 percent was Black or African American; 3 percent was American Indian and Alaska Native; 4 percent was Asian; 2 percent was Native Hawaiian and Other Pacific Islander, and 3 percent was Some other race. Eighteen percent reported Two or more races. Nineteen percent of the people in Wheeler AFB CDP was Hispanic. Fifty-two percent of the people in Wheeler AFB CDP was White non-Hispanic. People of Hispanic origin may be of any race.

**HOUSING CHARACTERISTICS:** In 2005-2009, Wheeler AFB CDP had a total of 1,000 housing units, 13 percent of which were vacant. Of the total housing units, 51 percent was in single-unit structures, 49 percent was in multi-unit structures, and less than 0.5 percent was mobile homes. Thirteen percent of the housing units were built since 1990.

**The Types of Housing Units in Wheeler AFB CDP, Hawaii in 2005-2009**



Source: American Community Survey, 2005-2009

**OCCUPIED HOUSING UNIT CHARACTERISTICS:** In 2005-2009, Wheeler AFB CDP had 880 occupied housing units - less than 0.5 (less than 0.5 percent) owner occupied and 880 (100 percent) renter occupied. Thirteen percent of the households did not have telephone service and 1 percent of the households did not have access to a car, truck, or van for private use. Thirty-eight percent had two vehicles and another 7 percent had three or more.

**HOUSING COSTS:** Data for this section cannot be displayed because the number of sample cases is too small. Displaying the data would risk disclosing information for individuals.

Source: U.S. Census Bureau, 2005-2009 American Community Survey

The U.S. Census Bureau's Population Estimates Program produces the [official population estimates for the nation, states, counties and places](#), and the [official estimates of housing units for states and counties](#). The population and housing characteristics included above are derived from the American Community Survey.

Notes:

- Detail may not add to totals due to rounding.
- Percentages are based on unrounded numbers.