



Waiehu Hawaiian Home Land, HI
Population and Housing Narrative Profile: 2005-2009
 Data Set: **2005-2009 American Community Survey 5-Year Estimates**
 Survey: **American Community Survey**

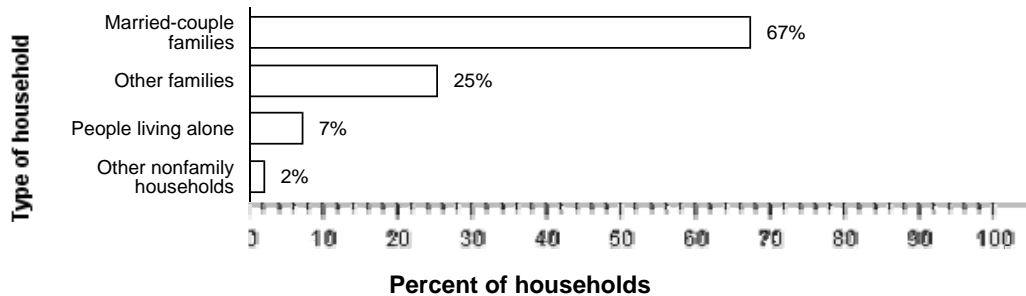
NOTE. Although the American Community Survey (ACS) produces population, demographic and housing unit estimates, it is the Census Bureau's Population Estimates Program that produces and disseminates the official estimates of the population for the nation, states, counties, cities and towns and estimates of housing units for states and counties.

For more information on confidentiality protection, sampling error, nonsampling error, and definitions, see [Survey Methodology](#).

HOUSEHOLDS AND FAMILIES: In 2005-2009 there were 240 households in Waiehu Hawaiian Home Land, HI. The average household size was 3.7 people.

Families made up 92 percent of the households in Waiehu Hawaiian Home Land, HI. This figure includes both married-couple families (67 percent) and other families (25 percent). Nonfamily households made up 8 percent of all households in Waiehu Hawaiian Home Land, HI. Most of the nonfamily households were people living alone, but some were composed of people living in households in which no one was related to the householder.

The Types of Households in Waiehu Hawaiian Home Land, HI in 2005-2009



Source: American Community Survey, 2005-2009

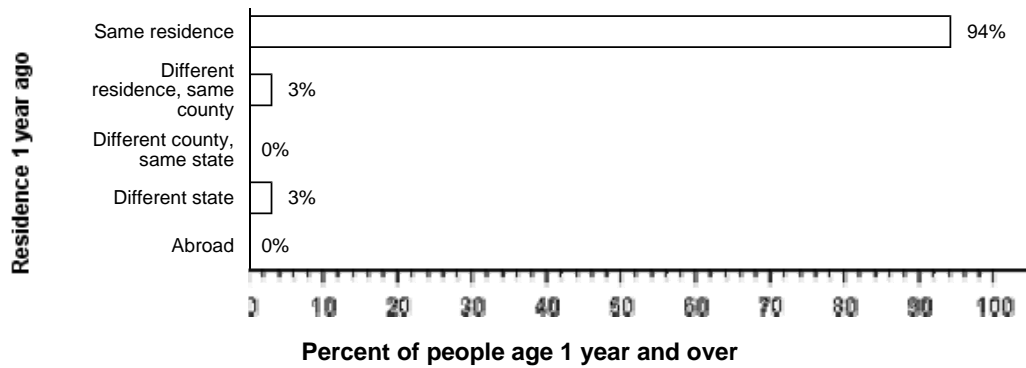
NATIVITY AND LANGUAGE: Two percent of the people living in Waiehu Hawaiian Home Land, HI in 2005-2009 were foreign born. Ninety-eight percent was native, including 79 percent who were born in their state of residence.

Among people at least five years old living in Waiehu Hawaiian Home Land, HI in 2005-2009, 4 percent spoke a language other than English at home. Of those speaking a language other than English at home, 11 percent spoke Spanish and 89 percent spoke some other language; 26 percent reported that they did not speak English "very well."

GEOGRAPHIC MOBILITY: In 2005-2009, 94 percent of the people at least one year old living in Waiehu Hawaiian Home Land, HI were living in the same residence one year earlier; 3 percent had moved during the past year from another residence in the same county, less than 0.5 percent from another county in the same state, 3 percent from another state, and less than 0.5 percent from abroad.

Geographic Mobility of Residents of Waiehu Hawaiian Home Land, HI in 2005-2009

|

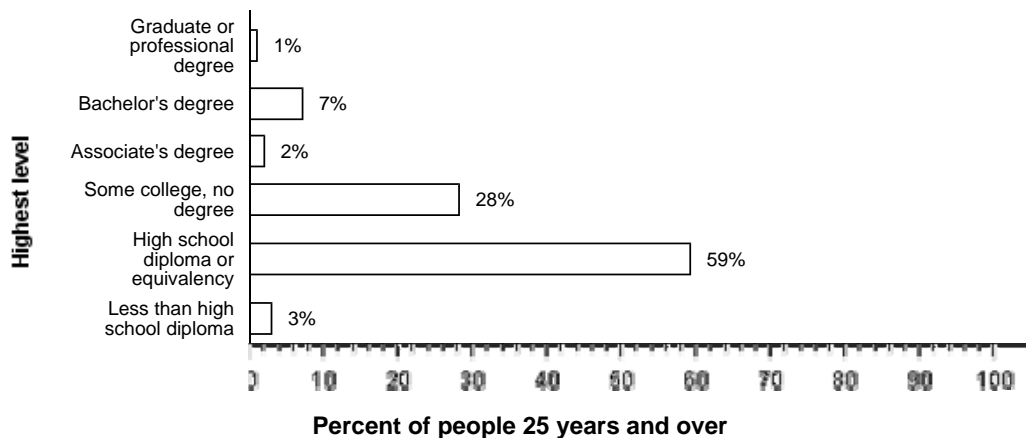


Source: American Community Survey, 2005-2009

EDUCATION: In 2005-2009, 97 percent of people 25 years and over had at least graduated from high school and 8 percent had a bachelor's degree or higher. Three percent were dropouts; they were not enrolled in school and had not graduated from high school.

The total school enrollment in Waiehu Hawaiian Home Land, HI was 320 in 2005-2009. Nursery school and kindergarten enrollment was 54 and elementary or high school enrollment was 200 children. College or graduate school enrollment was 69.

The Educational Attainment of People in Waiehu Hawaiian Home Land, HI in 2005-2009

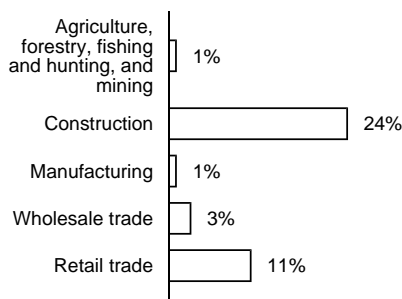


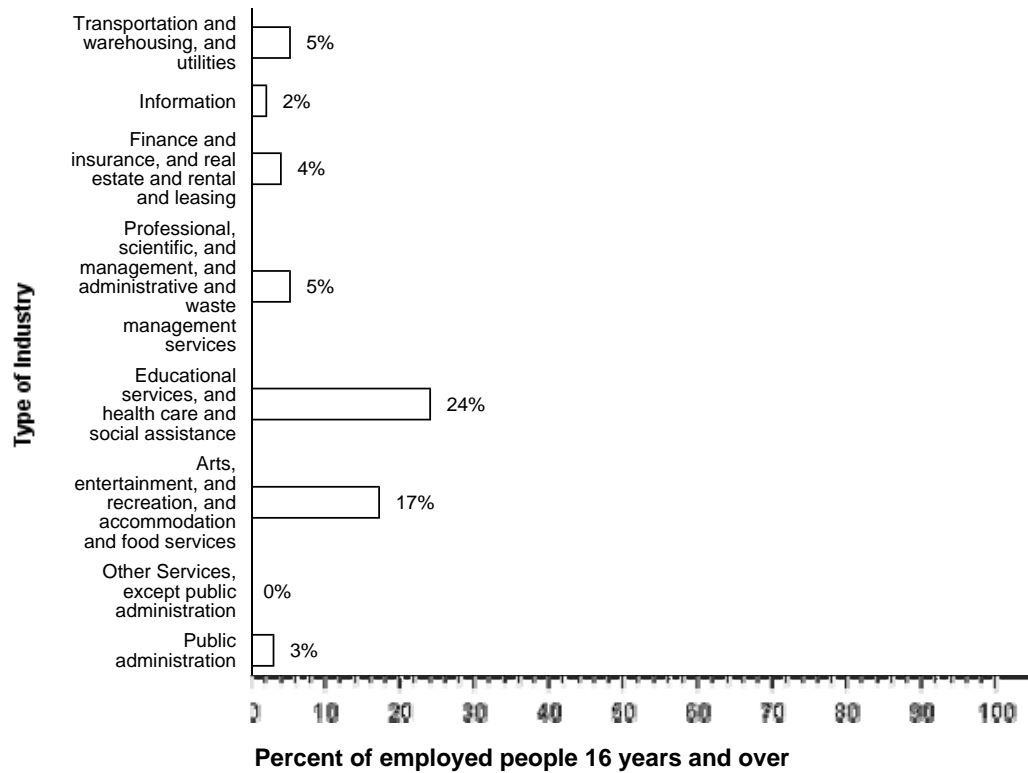
Source: American Community Survey, 2005-2009

DISABILITY: In Waiehu Hawaiian Home Land, HI, among people at least five years old in 2005-2009, percent reported a disability. The likelihood of having a disability varied by age - from percent of people 5 to 15 years old, to percent of people 16 to 64 years old, and to percent of those 65 and older.

INDUSTRIES: In 2005-2009, for the employed population 16 years and older, the leading industries in Waiehu Hawaiian Home Land, HI were Educational services, and health care, and social assistance, 24 percent, and Construction, 24 percent.

Employment by Industry in Waiehu Hawaiian Home Land, HI in 2005-2009





Source: American Community Survey, 2005-2009

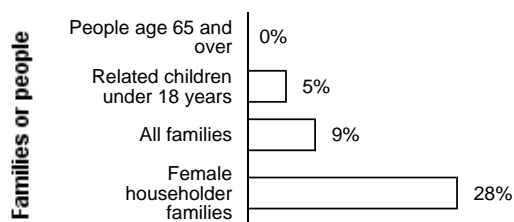
OCCUPATIONS AND TYPE OF EMPLOYER: Among the most common occupations were: Service occupations, 34 percent; Sales and office occupations, 26 percent; Management, professional, and related occupations, 24 percent; Construction, extraction, maintenance, and repair occupations, 12 percent; and Production, transportation, and material moving occupations, 3 percent. Seventy-nine percent of the people employed were Private wage and salary workers; 12 percent was Federal, state, or local government workers; and 9 percent was Self-employed in own not incorporated business workers.

TRAVEL TO WORK: Seventy-four percent of Waiehu Hawaiian Home Land, HI workers drove to work alone in 2005-2009, 22 percent carpooled, less than 0.5 percent took public transportation, and 1 percent used other means. The remaining 3 percent worked at home. Among those who commuted to work, it took them on average 19.9 minutes to get to work.

INCOME: The median income of households in Waiehu Hawaiian Home Land, HI was \$65,543. Ninety-nine percent of the households received earnings and 20 percent received retirement income other than Social Security. Nineteen percent of the households received Social Security. The average income from Social Security was \$17,209. These income sources are not mutually exclusive; that is, some households received income from more than one source.

POVERTY AND PARTICIPATION IN GOVERNMENT PROGRAMS: In 2005-2009, 6 percent of people were in poverty. Five percent of related children under 18 were below the poverty level, compared with less than 0.5 percent of people 65 years old and over. Nine percent of all families and 28 percent of families with a female householder and no husband present had incomes below the poverty level.

Poverty Rates in Waiehu Hawaiian Home Land, HI in 2005-2009

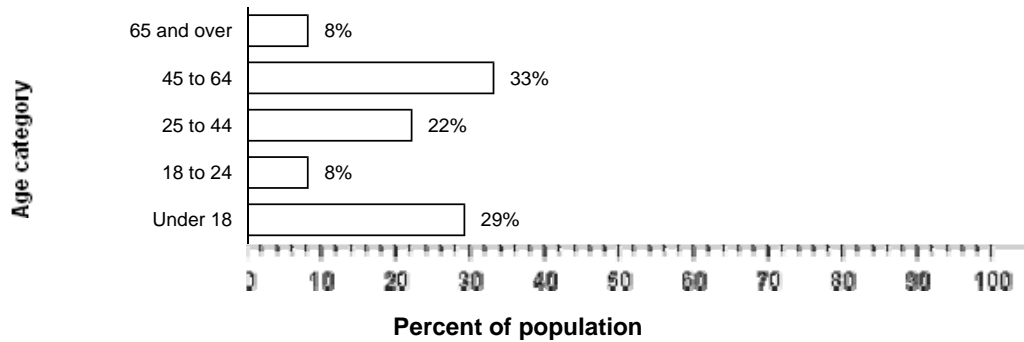




Source: American Community Survey, 2005-2009

POPULATION OF Waiehu Hawaiian Home Land, HI: In 2005-2009, Waiehu Hawaiian Home Land, HI had a total population of 900 - 500 (56 percent) females and 400 (44 percent) males. The median age was 37.7 years. Twenty-nine percent of the population was under 18 years and 8 percent was 65 years and older.

The Age Distribution of People in Waiehu Hawaiian Home Land, HI in 2005-2009

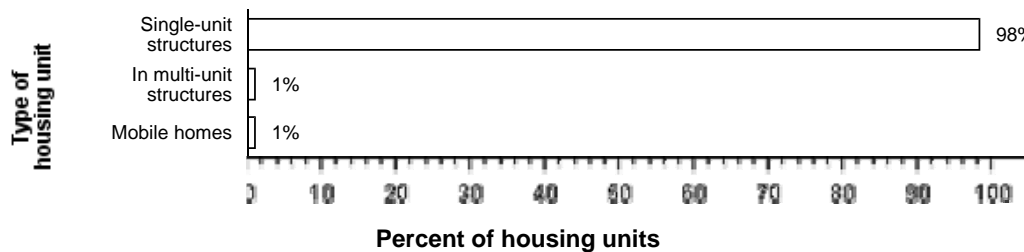


Source: American Community Survey, 2005-2009

For people reporting one race alone, 11 percent was White; 1 percent was Black or African American; less than 0.5 percent was American Indian and Alaska Native; 4 percent was Asian; 40 percent was Native Hawaiian and Other Pacific Islander, and less than 0.5 percent was Some other race. Forty-four percent reported Two or more races. Six percent of the people in Waiehu Hawaiian Home Land, HI was Hispanic. Eleven percent of the people in Waiehu Hawaiian Home Land, HI was White non-Hispanic. People of Hispanic origin may be of any race.

HOUSING CHARACTERISTICS: In 2005-2009, Waiehu Hawaiian Home Land, HI had a total of 250 housing units, 3 percent of which were vacant. Of the total housing units, 98 percent was in single-unit structures, 1 percent was in multi-unit structures, and 1 percent was mobile homes. Ninety-nine percent of the housing units were built since 1990.

The Types of Housing Units in Waiehu Hawaiian Home Land, HI in 2005-2009



Source: American Community Survey, 2005-2009

OCCUPIED HOUSING UNIT CHARACTERISTICS: In 2005-2009, Waiehu Hawaiian Home Land, HI had 240 occupied housing units - 240 (97 percent) owner occupied and 7 (3 percent) renter occupied. One percent of the households did not have telephone service and less than 0.5 percent of the households did not have access to a car, truck, or van for private use. Multi Vehicle households were not rare. Forty-one percent had two vehicles and another 32 percent had three or more.

HOUSING COSTS: Data for this section cannot be displayed because the number of sample cases is too small. Displaying the data would risk disclosing information for individuals.

Source: U.S. Census Bureau, 2005-2009 American Community Survey

The U.S. Census Bureau's Population Estimates Program produces the [official population estimates for the nation, states, counties and places, and the official estimates of housing units for states and counties](#). The population and housing characteristics included above are derived from the American Community Survey.

Notes:

- Detail may not add to totals due to rounding.
- Percentages are based on unrounded numbers.