



Waiakea Hawaiian Home Land, HI
Population and Housing Narrative Profile: 2005-2009
 Data Set: **2005-2009 American Community Survey 5-Year Estimates**
 Survey: **American Community Survey**

NOTE. Although the American Community Survey (ACS) produces population, demographic and housing unit estimates, it is the Census Bureau's Population Estimates Program that produces and disseminates the official estimates of the population for the nation, states, counties, cities and towns and estimates of housing units for states and counties.

For more information on confidentiality protection, sampling error, nonsampling error, and definitions, see [Survey Methodology](#).

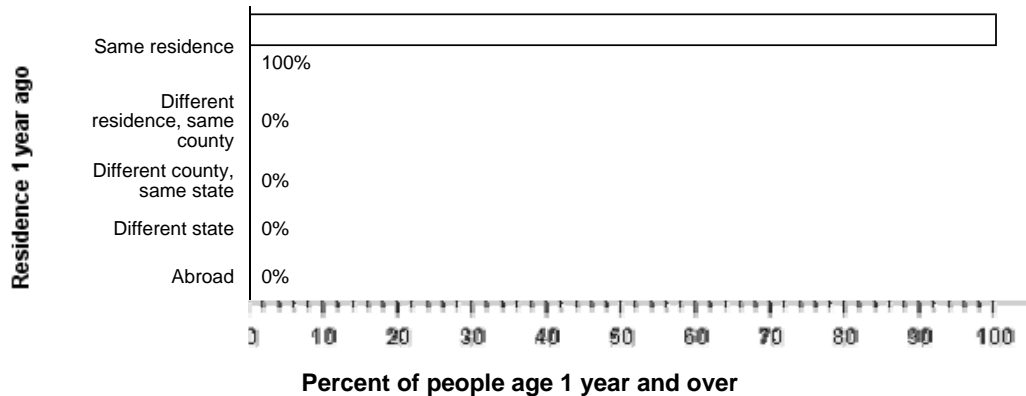
HOUSEHOLDS AND FAMILIES: Data for this section cannot be displayed because the number of sample cases is too small. Displaying the data would risk disclosing information for individuals.

NATIVITY AND LANGUAGE: Thirty-three percent of the people living in Waiakea Hawaiian Home Land, HI in 2005-2009 were foreign born. Sixty-seven percent was native, including less than 0.5 percent who were born in their state of residence.

Among people at least five years old living in Waiakea Hawaiian Home Land, HI in 2005-2009, 33 percent spoke a language other than English at home. Of those speaking a language other than English at home, less than 0.5 percent spoke Spanish and 100 percent spoke some other language; less than 0.5 percent reported that they did not speak English "very well."

GEOGRAPHIC MOBILITY: In 2005-2009, 100 percent of the people at least one year old living in Waiakea Hawaiian Home Land, HI were living in the same residence one year earlier; less than 0.5 percent had moved during the past year from another residence in the same county, less than 0.5 percent from another county in the same state, less than 0.5 percent from another state, and less than 0.5 percent from abroad.

Geographic Mobility of Residents of Waiakea Hawaiian Home Land, HI in 2005-2009



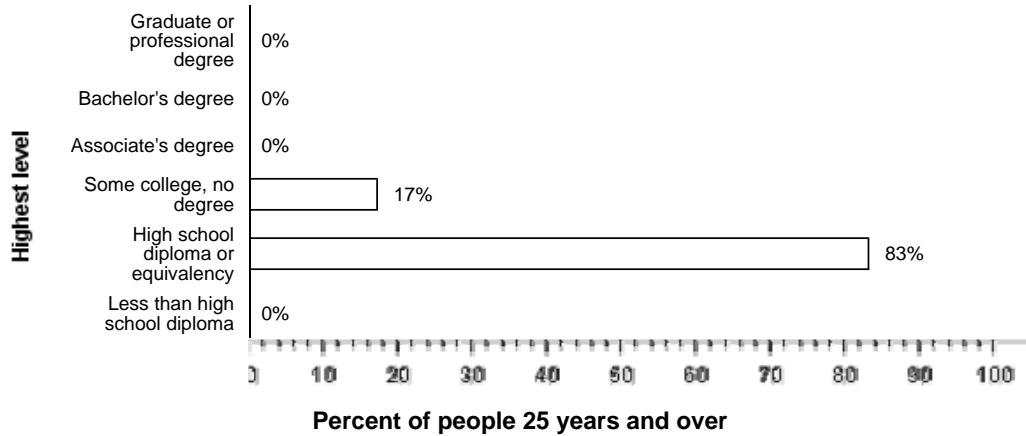
Source: American Community Survey, 2005-2009

EDUCATION: In 2005-2009, 100 percent of people 25 years and over had at least graduated from high school and less than 0.5 percent had a bachelor's degree or higher. Less than 0.5 percent were dropouts; they were not enrolled in school and had not graduated from high school.

The total school enrollment in Waiakea Hawaiian Home Land, HI was less than 0.5 in 2005-2009.

Nursery school and kindergarten enrollment was less than 0.5 and elementary or high school enrollment was less than 0.5 children. College or graduate school enrollment was less than 0.5.

The Educational Attainment of People in Waiakea Hawaiian Home Land, HI in 2005-2009

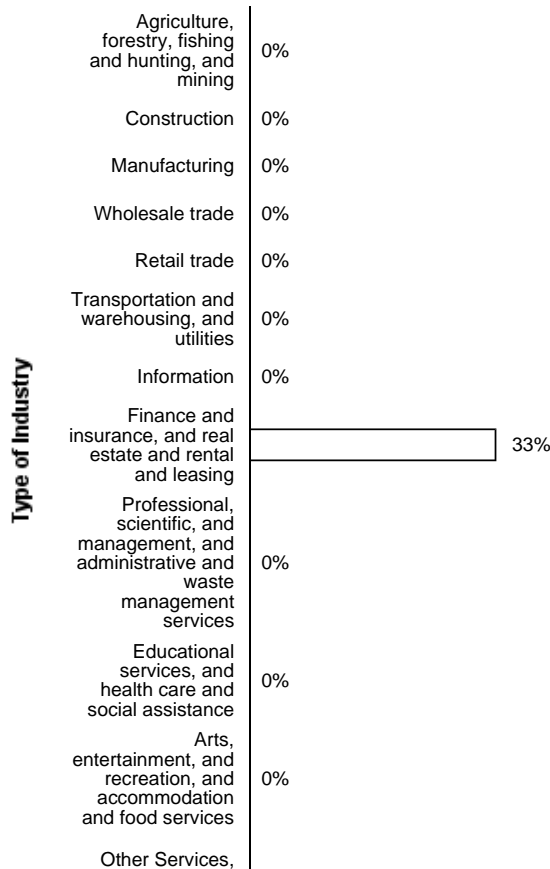



Source: American Community Survey, 2005-2009

DISABILITY: In Waiakea Hawaiian Home Land, HI, among people at least five years old in 2005-2009, percent reported a disability. The likelihood of having a disability varied by age - from percent of people 5 to 15 years old, to percent of people 16 to 64 years old, and to percent of those 65 and older.

INDUSTRIES: In 2005-2009, for the employed population 16 years and older, the leading industries in Waiakea Hawaiian Home Land, HI were Other services, except public administration, 67 percent, and Finance and insurance, and real estate and rental and leasing, 33 percent.

Employment by Industry in Waiakea Hawaiian Home Land, HI in 2005-2009





Source: American Community Survey, 2005-2009

OCCUPATIONS AND TYPE OF EMPLOYER: Among the most common occupations were: Sales and office occupations, 100 percent; Management, professional, and related occupations, less than 0.5 percent; Service occupations, less than 0.5 percent; Farming, fishing, and forestry occupations, less than 0.5 percent; and Construction, extraction, maintenance, and repair occupations, less than 0.5 percent. Sixty-seven percent of the people employed were Private wage and salary workers; less than 0.5 percent was Federal, state, or local government workers; and 33 percent was Self-employed in own not incorporated business workers.

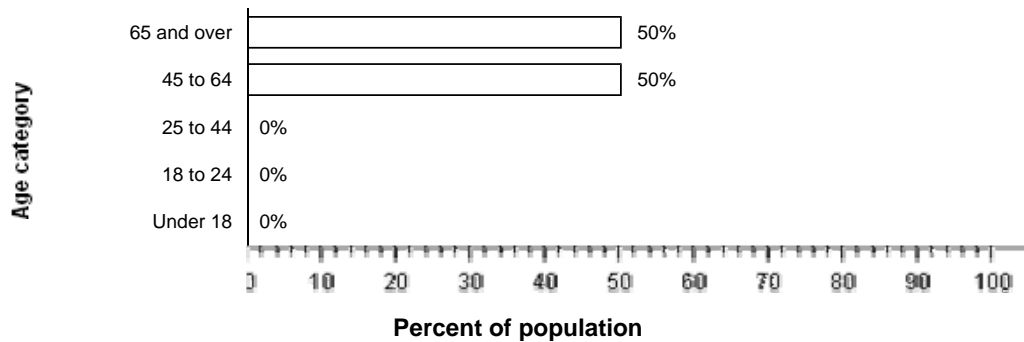
TRAVEL TO WORK: Data for this section cannot be displayed because the number of sample cases is too small. Displaying the data would risk disclosing information for individuals.

INCOME: Data for this section cannot be displayed because the number of sample cases is too small. Displaying the data would risk disclosing information for individuals.

POVERTY AND PARTICIPATION IN GOVERNMENT PROGRAMS: Data for this section cannot be displayed because the number of sample cases is too small. Displaying the data would risk disclosing information for individuals.

POPULATION OF Waiakea Hawaiian Home Land, HI: In 2005-2009, Waiakea Hawaiian Home Land, HI had a total population of 6 - 4 (67 percent) females and 2 (33 percent) males. The median age was 65.5 years. Less than 0.5 percent of the population was under 18 years and 50 percent was 65 years and older.

The Age Distribution of People in Waiakea Hawaiian Home Land, HI in 2005-2009



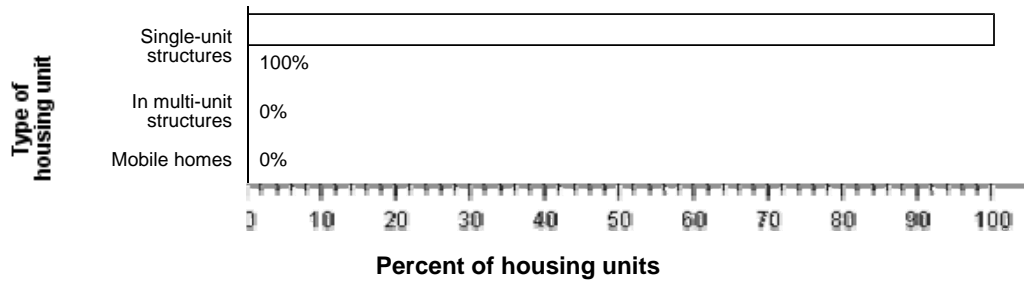
Source: American Community Survey, 2005-2009

For people reporting one race alone, 67 percent was White; less than 0.5 percent was Black or African American; less than 0.5 percent was American Indian and Alaska Native; 33 percent was Asian; less than 0.5 percent was Native Hawaiian and Other Pacific Islander, and less than 0.5 percent was Some other race. Less than 0.5 percent reported Two or more races. Less than 0.5 percent of the people in Waiakea Hawaiian Home Land, HI was Hispanic. Sixty-seven percent of the people in Waiakea Hawaiian Home Land, HI was White non-Hispanic. People of Hispanic origin may be of any race.

HOUSING CHARACTERISTICS: In 2005-2009, Waiakea Hawaiian Home Land, HI had a total of 3 housing units, less than 0.5 percent of which were vacant. Of the total housing units, 100 percent was in single-unit structures, less than 0.5 percent was in multi-unit structures, and less than 0.5 percent was mobile homes. Sixty-seven percent of the housing units were built since 1990.

The Types of Housing Units in Waiakea Hawaiian Home Land, HI in 2005-2009

|



Source: American Community Survey, 2005-2009

OCCUPIED HOUSING UNIT CHARACTERISTICS: In 2005-2009, Waiakea Hawaiian Home Land, HI had 3 occupied housing units - 3 (100 percent) owner occupied and less than 0.5 (less than 0.5 percent) renter occupied. Less than 0.5 percent of the households did not have telephone service and less than 0.5 percent of the households did not have access to a car, truck, or van for private use. Multi Vehicle households were not rare. One hundred percent had two vehicles and another less than 0.5 percent had three or more.

HOUSING COSTS: Data for this section cannot be displayed because the number of sample cases is too small. Displaying the data would risk disclosing information for individuals.

Source: U.S. Census Bureau, 2005-2009 American Community Survey

The U.S. Census Bureau's Population Estimates Program produces the [official population estimates for the nation, states, counties and places, and the official estimates of housing units for states and counties](#). The population and housing characteristics included above are derived from the American Community Survey.

Notes:

- Detail may not add to totals due to rounding.
- Percentages are based on unrounded numbers.