



Census Business Builder: Small Business Edition

Jerry Wong
Data Dissemination Specialist
U.S. Census Bureau

United States
Census
Bureau

U.S. Department of Commerce
Economics and Statistics Administration
U.S. CENSUS BUREAU
census.gov

Agenda

- Overview of Data Sources
- Overview of Census Business Builder
- Online Demo
- Exercises

United States
Census
Bureau

U.S. Department of Commerce
Economics and Statistics Administration
U.S. CENSUS BUREAU
census.gov

Uses of Census Data for Business

- Create a Business Plan
- Compare Industries
- Identify New Markets
- Determine trends by industry
- Understand the socioeconomic characteristics of the community served.
- Analyze ranking and growth rates of an industry
- Determine market potentials

United States
Census
Bureau

U.S. Department of Commerce
Economics and Statistics Administration
U.S. CENSUS BUREAU
census.gov

Census Business Builder: Data Sources

2014 American Community Survey 5-year Estimates

- Demographic Characteristics
- Economic Characteristics
- Housing Characteristics

2012 Economic Census

- Number of Employer Establishments; Employment; Annual Payroll; Sales, Shipments, Receipts, Revenue, Work Done

2014 County Business Patterns

- Number of Employer Establishments, Employment, Annual Payroll

2014 Non-employer Statistics

- Number of Non-employer Establishments, Total Revenue

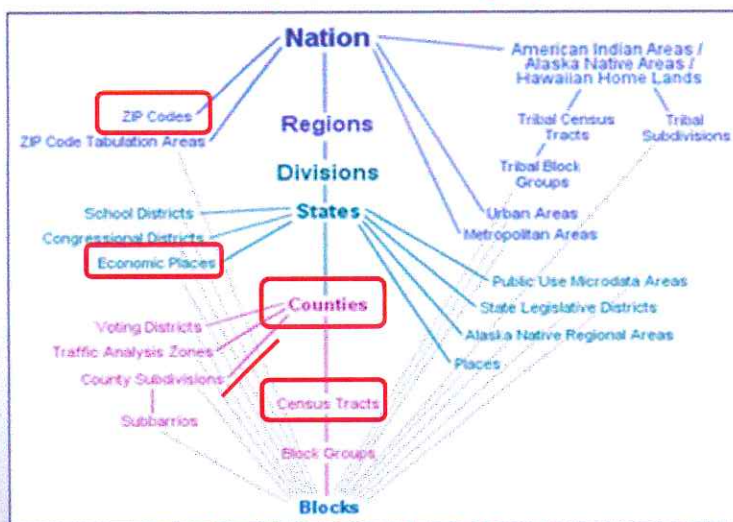
2015 Consumer Spending Data

- Spending on: Dining Out, Entertainment/Recreation, Financial Services, Health Care, Household Services, Housing, Personal Care, Transportation, and Travel

United States
Census
Bureau

U.S. Department of Commerce
Economics and Statistics Administration
U.S. CENSUS BUREAU
census.gov

Summary Levels – Geography



United States
Census
Bureau

U.S. Department of Commerce
Economics and Statistics Administration
U.S. CENSUS BUREAU
census.gov

NAICS Codes

- **N**orth **A**merican **I**ndustry **C**lassification **S**ystem
 - Launched in 1997 as part of NAFTA
 - Codes are updated every 5 years
 - Hierarchical

Level	Code	Examples
Sector	45	Retail Trade
Sub-Sector	451	Sporting Goods, Hobby, Book, and Music Stores
Industry Group	4511	Sporting Goods, Hobby, and Musical Instrument Stores
Industry	45112	Hobby, Toy, and Game Stores
U.S. Industry	451120	Hobby, Toy, and Game Stores

United States
Census
Bureau

U.S. Department of Commerce
Economics and Statistics Administration
U.S. CENSUS BUREAU
census.gov

Census Business Builder

Small Business Edition

Version 2.0 Beta

A Business Information Resource for
Small Business Owners, Small
Business Development Center
Counselors, and other data users

United States
Census
Bureau

U.S. Department of Commerce
Economics and Statistics Administration
U.S. CENSUS BUREAU
census.gov

Census Business Builder

Are you looking for data to help you start or grow a
business or understand the business landscape for
a region?

The ***Census Business Builder (CBB)*** is a suite of
services that provide selected demographic and
economic data from the Census Bureau tailored to
specific types of users in a simple to access and use
format.

United States
Census
Bureau

U.S. Department of Commerce
Economics and Statistics Administration
U.S. CENSUS BUREAU
census.gov

Census Business Builder

- Easy to use menus to select your type of business and location
- Interactive maps to browse data about the selected area and types of businesses
- Downloadable reports (including charts) that can be easily incorporated into your research

United States
Census
Bureau

U.S. Department of Commerce
Economics and Statistics Administration
U.S. CENSUS BUREAU
census.gov

Census Business Builder

- **CBB Version 2.0 Beta**
- This major update to Census Business Builder adds exciting new features that users have been asking for
- Expanded, customizable dashboard
- Download data directly from the map
- New, interactive Profile Reports for Businesses and Regions
- Optimized for your smart phone or tablet
- Small Business Edition: Access to all types of businesses via a new NAICS Search
- Regional Analyst Edition: Build your region from either Cities/Towns or Counties

United States
Census
Bureau

U.S. Department of Commerce
Economics and Statistics Administration
U.S. CENSUS BUREAU
census.gov

www.census.gov

U.S. Department of Commerce | Blogs | Index A-Z | Glossary | Privacy

Search

Topics: Population, Economy, Geography: Maps, Products, Library: Infographics, Publications, Data: Tools, Developers, Surveys/Programs: Response, Survey Data, Newsroom: News, Blogs, About Us: Our Research

Emergency Preparedness
HURRICANE MATTHEW: Find demographic and economic statistics for areas in the potential path of the storm.

POPULATION CLOCK
U.S. Population: 323,717,462
World Population: 7,346,011,822
Oct 16, 2016 08:35 UTC (+7) [Learn More >](#)

QUICKFACTS
Did You Know
The population of Cook County, Illinois is 6,238,216
Source: Population Estimates
Select a state to begin

U.S. Census Bureau Economic Indicators
Business Inventories: August 2016 Report: \$1,816.9 B (+0.2%)
Advance Monthly Retail Sales: September 2016 Report: \$459.5 B (+0.5%)
Monthly Wholesale Inventories: \$209.1 B
*Change not statistically significant; significance not reported / applicable

Latest News
Census Bureau to Participate in Puerto Rico Statistics Events
October 13, 2016
The public and members of the media are invited to learn how to use and access U.S. Census Bureau statistics to make informed decisions about their communities.
FFF: Mes de la herencia hispana del 2016
October 18, 2016
Esta información presenta una serie de estadísticas actualizadas que describe el estado demográfico de la población Latina en los Estados Unidos.

Stat of the Day
Business Inventories
U.S. total business end-of-month inventories for August 2016 were \$1,816.9 billion, up 0.2 percent (+/- 0.1%) from last month.
[Read More](#)

U.S. Department of Commerce
Economics and Statistics Administration
U.S. CENSUS BUREAU
census.gov

**Highlight Data
Click Data Tools & Apps
Click Data Tools & Apps Main**

U.S. Department of Commerce | Blogs | Index A-Z | Glossary | Privacy

Search

Topics: Population, Economy, Geography: Maps, Products, Library: Infographics, Publications, **Data: Tools, Developers**, Surveys/Programs: Response, Survey Data, Newsroom: News, Blogs, About Us: Our Research

Data Main | **Data Tools & Apps** | **Developers** | **Mobile Apps**

Find information using interactive applications to get statistics from multiple surveys.
[Data Tools & Apps Main](#)

American Factfinder
Census Business Builder
Census Explorer
My Congressional District
QuickFacts
U.S. and World Population Clock

Product Catalog | **Related Sites** | **Software** | **Training & Workshops**

Visualizations

Emergency Preparedness
HURRICANE MATTHEW: Find demographic and economic statistics for areas in the potential path of the storm.

U.S. Department of Commerce
Economics and Statistics Administration
U.S. CENSUS BUREAU
census.gov

Select Census Business Builder

Census.gov > Data > Data Tools

Data

Data Tools and Apps

Developers

Mobile Apps

Product Catalog

Related Sites

Software

Training & Workshops

Visualizations

Data Tools and Apps

Find information using interactive applications to get statistics from multiple surveys.

2010 Census Interactive Population Map
Use this tool to explore 2010 Census statistics down to the block level, compare your community with others, and embed charts on your web site.

Access Tools at Other Sites: Integrated Public Use Microdata Series
IPUMS [University of Minnesota]

American FactFinder
This interactive application provides statistics from the Economic Census, the American Community Survey, and the 2010 Census, among others.

American Housing Survey Table Creator
The AHS Table Creator gives you the ability to create customized tables from the American Housing Survey without having to use the Public Use File (microdata).

Business Dynamics Statistics
This tool shows tabulations on establishments, firms, and employment with unique information on firm age and firm size.

CPS Table Creator
The CPS Table Creator gives you the ability to create customized tables from the Current Population Survey's Annual Social and Economic Supplement (CPS ASEC).

Censtats
Applications available include: Census Tract Street Locator, County Business Patterns, Zip Business Patterns, International Trade Data, and more.

Census 2000 EEO Data Tool
Select levels of geography based on residence or workplace. The estimates present information for various occupation groupings by race and ethnicity and sex.

Census Business Builder
Census Business Builder offers small business owners selected Census Bureau & other statistics to guide their research for opening or expanding their business.

Census Explorer
Make new discoveries about your neighborhood through the power of statistics with the U.S. Census Bureau's newest mapping tool.

Census Flows Mapper

Select Census Business Builder

Small Business Edition

Are you looking for data to help you start or grow a business or understand the business landscape for a region?

The *Census Business Builder (CBB)* is a suite of services that provide selected demographic and economic data from the Census Bureau tailored to specific types of users in a simple to access and use format.

Census Business Build...

New Beta Editions | **Current Editions** | **Overview** | **Tutorial Videos** | **Help & FAQs**

CBB Version 2.0 Beta

This major update to Census Business Builder adds exciting new features that our users have been asking for!

- Expanded, customizable dashboard
- Download data directly from the map
- New, interactive Profile Reports for Businesses and Regions
- Optimized for your smart phone or tablet
- Small Business Edition: Access to all types of businesses via a new NAICS Search
- Regional Analyst Edition: Build your region from either Cities/Towns or Counties

Preview Flyers

View flyers that describe these new features in more detail.

- A Preview of Census Business Builder: Small Business Edition (CBB: SBE) v. 2.0 [<1.0 MB]
- A Preview of Census Business Builder: Regional Analyst Edition (CBB: RAE) v. 2.0 [<1.0 MB]

Small Business Edition
(Select to Launch 2.0 Edition Beta)

Regional Analyst Edition
(Select to Launch 2.0 Edition Beta)

Small Business Edition is built primarily for small business owners who need key data for their business plan or to better understand their potential market. It presents data for a single type of business and geography at a time.

Regional Analyst Edition is built for chambers of commerce and regional planning staff who need a broad portrait of the people and businesses in their service area. It presents data for all sectors of the economy and for a user-defined region made up of one or more areas.

Select Census Business Builder Small Business Edition

Are you looking for data to help you start or grow a business or understand the business landscape for a region?

The **Census Business Builder (CBB)** is a suite of services that provide selected demographic and economic data from the Census Bureau tailored to specific types of users in a simple to access and use format.

Product Catalog
Related Sites
Software
Training & Workshops
Visualizations

New Beta Editions | **Current Editions*** | **Overview** | **Tutorial Videos** | **Help & FAQs**

CBB Version 2.0 Beta


This major update to Census Business Builder adds exciting new features that our users have been asking for!

- Expanded, customizable dashboard
- Download data directly from the map
- New, interactive Profile Reports for Businesses and Regions
- Optimized for your smart phone or tablet
- Small Business Edition: Access to all types of businesses via a new NAICS Search
- Regional Analyst Edition: Build your region from either Cities/Towns or Counties

Preview Flyers


View flyers that describe these new features in more detail.

- [A Preview of Census Business Builder: Small Business Edition \(CBB-SBE\) v. 2.0](#) [<1.0 MB]
- [A Preview of Census Business Builder: Regional Analyst Edition \(CBB-RAE\) v. 2.0](#) [<1.0 MB]



Small Business Edition
(Select to Launch 2.0 Edition Beta)

Small Business Edition is built primarily for small business owners who need key data for their business plan or to better understand their potential market. It presents data for a single type of business and geography at a time.



Regional Analyst Edition
(Select to Launch 2.0 Edition Beta)

Regional Analyst Edition is built for chambers of commerce and regional planning staff who need a broad portrait of the people and businesses in their service area. It presents data for all sectors of the economy and for a user-defined region made up of one or more areas.


Select type of business you are interested in Professional and Business Services


Census Business Builder: Small Business Edition - 2.0 (Beta) [Privacy Act Statement](#) [FAQs](#) [Send Feedback](#)


Determine the Best Location for Your Business


1. What type of business do you want to research?


Select your type of business by either selecting from the "Most Popular" broad categories and then from the detailed list provided.



Construction


Food Services


Healthcare


Personal Services


Prof & Biz Services


Retail

or Search for your type of business

2. Where are you considering locating the business?

Select the proposed location for your business by either clicking on the My Location button or by searching for it.

or

Click "Go to Map" to browse the information about your potential customers and competitors for your proposed location and surrounding locations OR...

Click "Create Report" to go straight to the report for your type of businesses and location.

Powered by the U.S. Census Bureau and Esri. For help using this tool (including tutorial videos and FAQs), see the CBB Home Page.

Select a specific type of business


Real Estate


Census Business Builder: Small Business Edition - 2.0 (Beta)


Determine the Best Location for Your Business


1. What type of business do you want to research?


Select your type of business by either selecting from the "Most Popular" broad categories and then from the detailed list provided.



Accounting



Architect



Consulting



Insurance


Janitorial Services


Lawyer


Real Estate


Systems Design


Trucking

or Search for your type of business

2. Where are you considering locating the business?

Select the proposed location for your business by either clicking on the My Location button or by searching for it.

My Location

or

Click "Go to Map" to browse the information about your potential customers and competitors for your proposed location and surrounding locations OR

Click "Create Report" to go straight to the report for your type of businesses and location.

Powered by the U.S. Census Bureau and Esri. For help using this tool (including tutorial videos and FAQs), see the [CBB Home Page](#).

Select a County, City/Town or Zip Code

Honolulu County

Census Business Builder: Small Business Edition - 2.0 (Beta)

Determine the Best Location for Your Business

1. What type of business do you want to research?

Select your type of business by either selecting from the "Most Popular" broad categories and then from the detailed list provided.

Prof & Biz Services > Real Estate

or Search for your type of business

2. Where are you considering locating the business?

Select the proposed location for your business by either clicking on the My Location button or by searching for it.

My Location

or

==== County =====

☒ Honolulu County, Hawaii

Powered by the U.S. Census Bureau and Esri. For help using this tool (including tutorial videos and FAQs), see the [CBB Home Page](#).

Go to Map

Census Business Builder: Small Business Edition - 2.0 (Beta)

[Privacy Act Statement](#)
[FAQs](#)
[Send Feedback](#)

Determine the Best Location for Your Business

1. What type of business do you want to research?

Select your type of business by either selecting from the "Most Popular" broad categories and then from the detailed list provided.

Prof & Biz Services > Real Estate

[Clear Selections](#)

or Search for your type of business

2. Where are you considering locating the business?

Select the proposed location for your business by either clicking on the My Location button or by searching for it.

My Location

or

Click "Go to Map" to browse the information about your potential customers and competitors for your proposed location and surrounding locations OR:

[Go to Map](#)

Click "Create Report" to go straight to the report for your type of businesses and location.

[Create Report](#)

Powered by the U.S. Census Bureau and Esri. For help using this tool (including tutorial videos and FAQs), see the [CBD Home Page](#).

Primary Category "My Potential Customers"

Map Variable "Total Population"

Click Percent under 18 years

click Select Variable

Census Business Builder: Small Business Edition - 2.0 (Beta)

[Privacy Act Statement](#)
[FAQs](#)
[Send Feedback](#)

Change Your Industry

Prof & Biz Services, Real Estate

Change Your Location

Honolulu County, Hawaii

Select Map Variable

Total population

Select Your Filter

Not Applied

County City/Town ZIP Code

Honolulu County, Hawaii

975,690

Total population

[Create Report](#)

Please Select a Map Variable

Primary Category

[My Potential Customers](#) [Other Businesses Like Mine](#) [Consumer Spending](#)

Secondary Category

☒ Demographic Characteristics (2014) ☐ Socioeconomic Characteristics (2014) ☐ Housing Characteristics (2014)

Map Variables

☒ Total population

☐ Percent under 5 years

☐ Percent under 18 years

☐ Percent 18 years and over

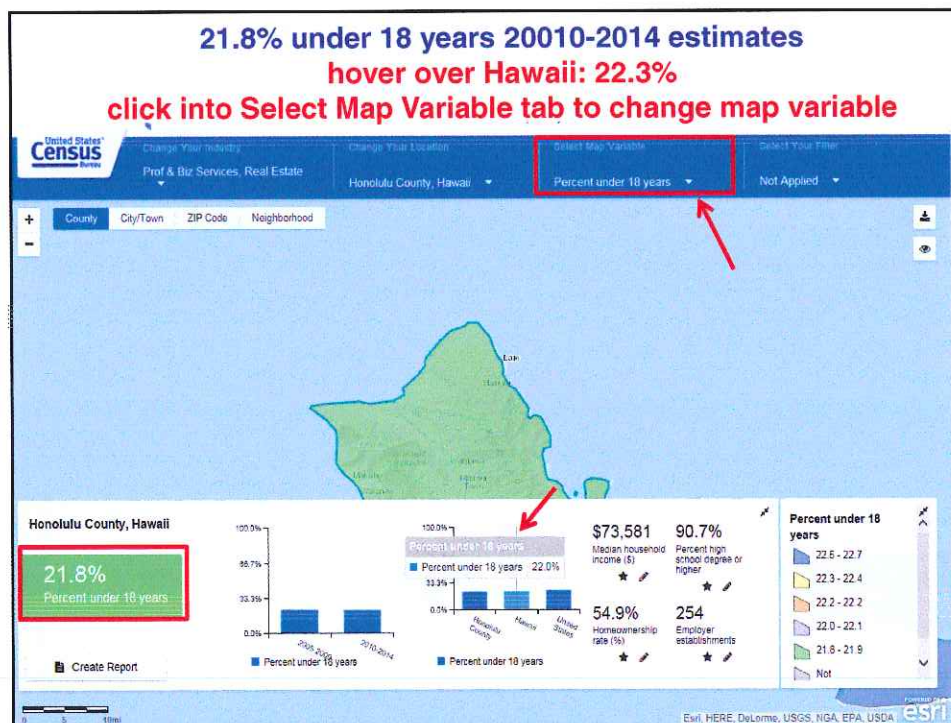
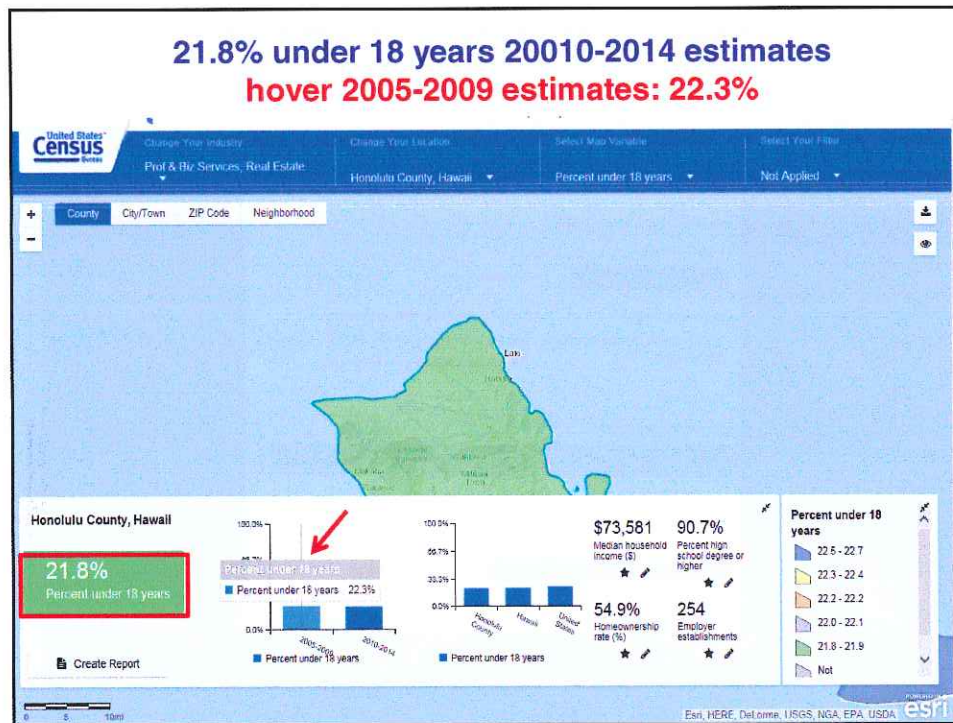
[Select Variable](#)

[Cancel](#)

These data are subject to sampling and non-sampling errors. See [this link](#) on the ACS Home Page for more information. Includes key information that you can use to better understand your market. For additional variables, see [this link](#).

Total population

- 812,315 - 975,690
- 648,940 - 812,314
- 485,564 - 648,939
- 322,189 - 485,563
- 155,814 - 322,188
- Not Available/Suppressed



Select Socioeconomic Characteristics

Select Median Household Income

click Select Variable

United States Census Bureau

Change Your Industry: Prof & Biz Services, Real Estate

Change Your Location: Honolulu County, Hawaii

Select Map Variable: Percent under 10 years

Select Your Field: Not Applied

Please Select a Map Variable

Primary Category: My Potential Customers, Other Businesses Like Mine, Consumer Spending

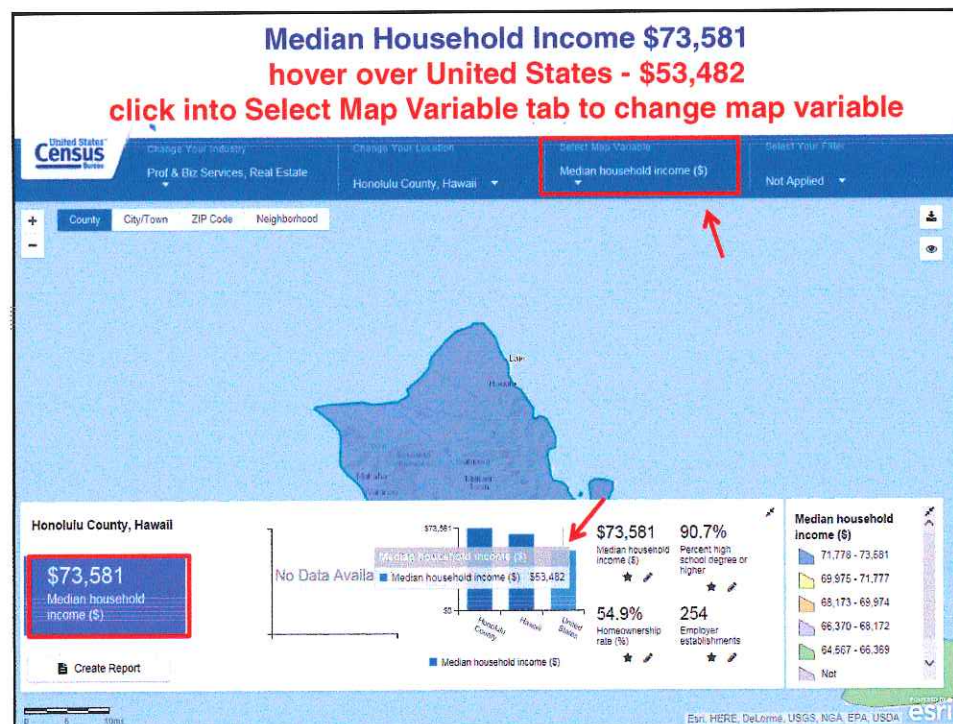
Secondary Category: Demographic Characteristics (2014), **Socioeconomic Characteristics (2014)**, Housing

Map Variables: Average household size, **Median household income (\$)**, Percent in poverty, Percent high school degree or higher

Select Variable

Cancel

These data are subject to sampling and non-sampling errors. See [Methodology](#) on the ACS Home Page for more information. Includes key information that you can use to better understand your market. For additional variables, see [www.census.gov](#).



Change Primary Category to "Other Businesses Like Mine"
Select Employer establishments
click Select Variable

United States Census Bureau

Change Your Industry: Prof & Biz Services, Real Estate
 Change Your Location: Honolulu County, Hawaii
 Select Map Variable: Median household income (\$)
 Select Your Filter: Not Applied

Please Select a Map Variable

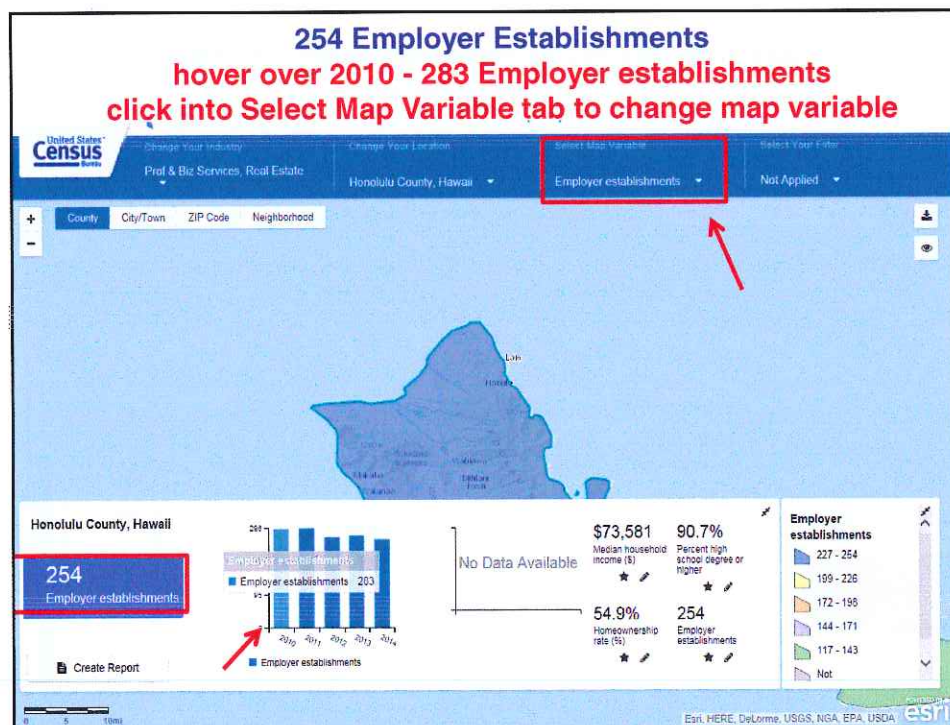
Primary Category
 My Potential Customers **Other Businesses Like Mine** Consumer Spending

Secondary Category
☒ Employers ☐ Nonemployers ☐ Key Ratios

Map Variables
☒ **Employer establishments**
☐ Total employment of employer establishments
☐ Total annual payroll of employer establishments (\$1,000)
☐ Total revenue of employer establishments (\$1,000)

Select Variable Cancel

Information may not be available for all industries and areas to protect the privacy of individual companies. Includes key information that you can use to better understand your market. For additional variables, see www.census.gov



Change Primary Category to "Consumer Spending"
Select Total per capita consumer expenditures (\$)
click Select Variable

Census Business Builder: Small Business Edition - 2.0 (Beta)

United States Census Bureau

Change Your Industry: Prof & Biz Services, Real Estate

Change Your Location: Honolulu County, Hawaii

Select Map Variable: Employer establishments

Select Your Filter: Not Applied

Please Select a Map Variable

Primary Category

My Potential Customers Other Businesses Like Mine **Consumer Spending**

Secondary Category

Map Variables

☒ Total per capita consumer expenditures (\$)

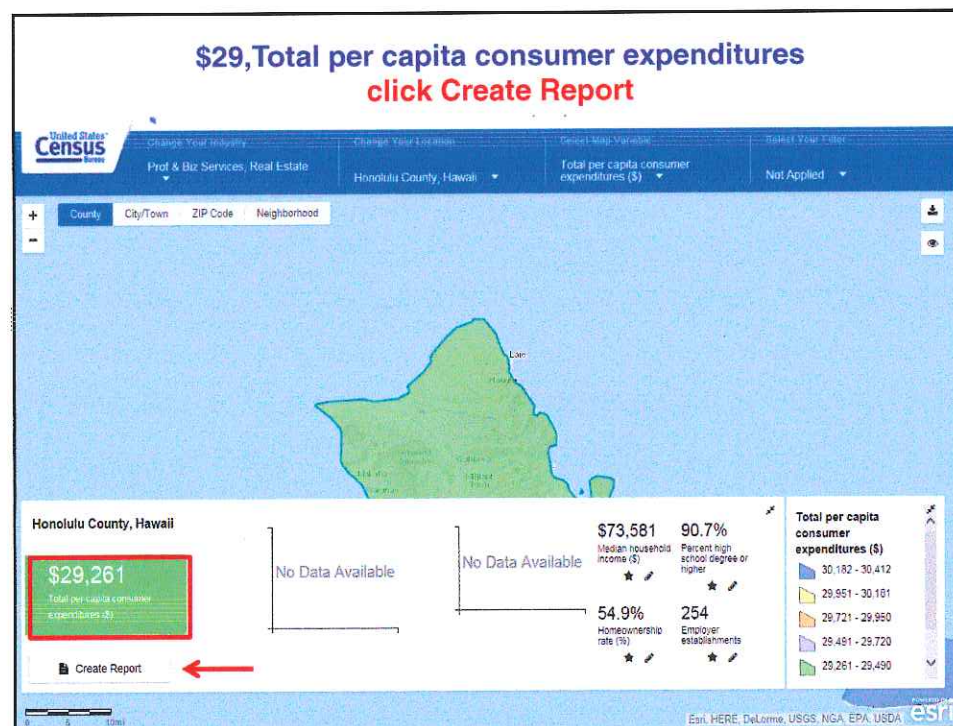
☐ Per capita consumer expenditures on Dining out (Food away from home) (\$)

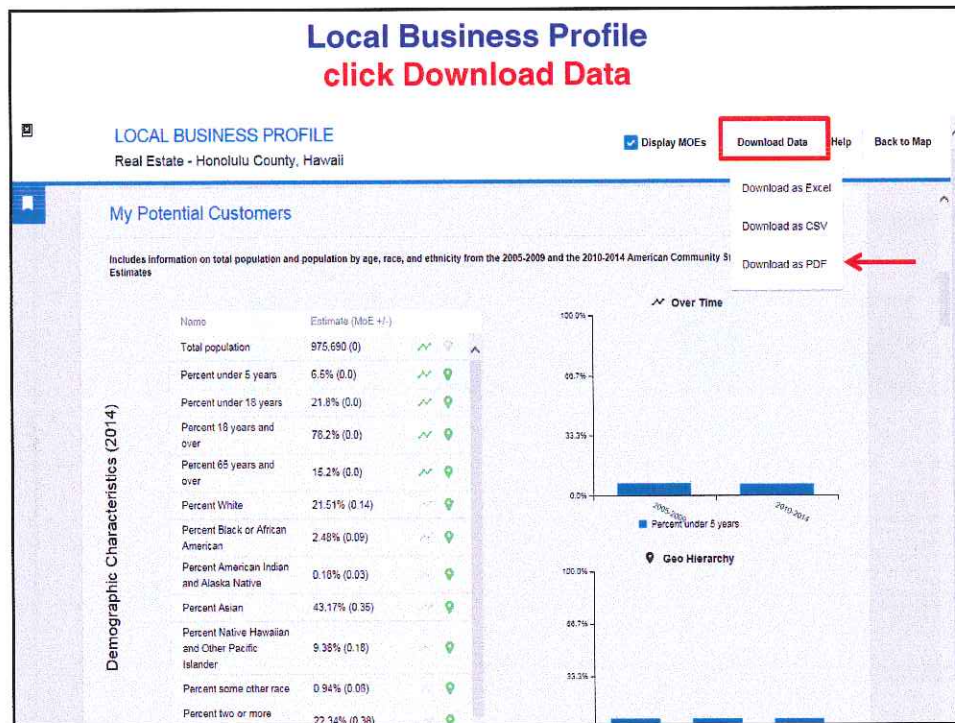
☐ Per capita consumer expenditures on Entertainment / Recreation (\$)

☐ Per capita consumer expenditures on Financial Investments (\$)

Select Variable Cancel

Includes key information that you can use to better understand your market. For additional variables, see www.census.gov





Local Business Profile

9 pages

Local Business Profile

Real Estate - Honolulu County, Hawaii

Contents

What will I find in this report?

My Customers

The My Customers section provides summarized demographic information for Honolulu County, Hawaii. This information provides a snapshot of the makeup of the community of potential customers in the area.

Businesses Like Mine

The Businesses Like Mine section provides summarized information about Real Estate businesses in Honolulu County, Hawaii. This information provides insight into the volume, finance, and diversity of ownership of the businesses in the area.

Consumer Spending

The Consumer Spending section provides a high-level overview of the spending patterns of consumers in Honolulu County, Hawaii.

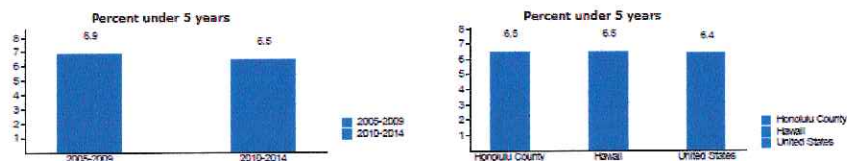
Local Business Profile

9 pages

My Potential Customers

Includes information on total population and population by age, race, and ethnicity from the 2005-2009 and the 2010-2014 American Community Survey 5-Year Estimates

Demographic Characteristics (2014)



Name	Estimate
Total population	975,690 (10)
Percent under 5 years	6.5% (0.0%)
Percent under 18 years	21.8% (0.0%)
Percent 18 years and over	78.2% (0.0%)
Percent 65 years and over	15.0% (0.0%)
Percent White	21.61% (0.14%)
Percent Black or African American	2.48% (0.03%)
Percent American Indian and Alaska Native	0.18% (0.03%)
Percent Asian	43.17% (0.36%)
Percent Native Hawaiian and Other Pacific Islander	9.38% (0.08%)
Percent some other race	0.94% (0.08%)
Percent two or more races	22.34% (0.38%)
Percent Hispanic (of any race)	8.91% (0.02%)

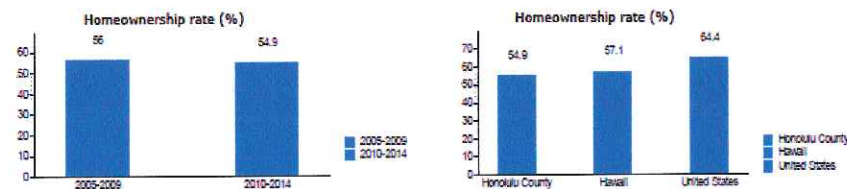
These data are subject to sampling and non-sampling errors. See <http://www.census.gov/programs-surveys/acs/technical-documentation/code-lists.html#Methodology> on the ACS Home Page for more information.

Local Business Profile

9 pages

Includes information on total population and population by age, race, and ethnicity from the 2005-2009 and the 2010-2014 American Community Survey 5-Year Estimates

Housing Characteristics (2014)



Name	Estimate
Owner-occupied housing units	170,342 (1,842)
Renter-occupied housing units	139,759 (1,529)
Single-family detached units	164,792 (1,286)
Homeownership rate (%)	54.9% (0.4%)
Vacancy rate (%)	8.7% (0.46%)
Median owner-occupied housing unit value (\$)	\$584,400 (\$4,237)
Median selected monthly owner cost (\$)	\$1,845 (\$21)
Median rent (housing) (\$)	\$1,528 (\$20)
Median year structure built	1976 (1)

These data are subject to sampling and non-sampling errors. See <http://www.census.gov/programs-surveys/acs/technical-documentation/code-lists.html#Methodology> on the ACS Home Page for more information.

Local Business Profile

9 pages

Includes information on total population and population by age, race, and ethnicity from the 2005-2009 and the 2010-2014 American Community Survey 5-Year Estimates

Socioeconomic Characteristics (2014)



Name	Estimate
Average household size	3.03 (0.01)
Median household income (\$)	\$73,581 (\$786)
Percent in poverty	9.8% (0.4%)
Percent high school degree or higher	90.7% (0.8%)
Percent Bachelor's degree or higher	22.6% (0.4%)
Percent population 16 years and over in labor force	68.2% (0.3%)
Percent employed	57.6% (0.3%)
Percent disabled	10.6% (0.2%)
Percent with health coverage	94.4% (0.5%)
Average travel time to work (mins)	27.6 (0.3)
Percent workers using public transportation	8.4% (0.3%)
Percent veterans	11.6% (0.2%)
Percent foreign born	19.4% (0.4%)
Percent speaking Spanish at home	1.8% (0.1%)

These data are subject to sampling and non-sampling errors. For a full technical discussion of the data, please refer to the "Data Quality" section of the A/CES Data Users Guide for more information.

Local Business Profile

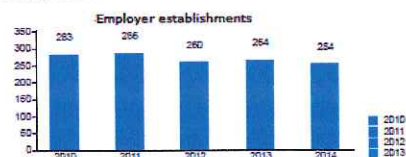
9 pages

Business Summary

Sector Code	Sector Name	Sector Description
53121	Real Estate	Real Estate - Includes businesses that primarily act as agents in selling, buying, or renting real estate for others

Employer Businesses

Includes key statistics for businesses with 1 or more paid employees (Employers) from the 2007 and 2012 Economic Census and the 2009 thru 2014 County Business Patterns



Name	Estimate
Employer establishments	254 (n/a)
Total employment of employer establishments	1,854 (n/a)
Total annual payroll of employer establishments (\$1,000)	\$114,833 (1,000) (n/a)
Average employment per employer establishment	7 (n/a)
Average payroll per employee (of employer establishments)	\$63,488 (NaN)
Population per employer establishment	3,841 (n/a)

Information may not be available for all industries and areas to protect the privacy of individual companies.

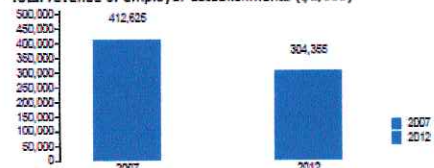
Local Business Profile

9 pages

Business Revenue

Includes key statistics on business revenue for businesses with 1 or more paid employees (Employers) from the 2007 and 2012 Economic Census

Total revenue of employer establishments (\$1,000)



Name	Estimate
Total revenue of employer establishments (\$1,000)	\$304,365 (1,000) (n/a)
Average revenue per employer establishment (\$1,000)	\$1,180 (1,000) (n/a)
Average revenue per employee (of employer establishments)	\$316,049 (NaN)
Average revenue per \$ of payroll (of employer establishments) (\$)	\$5.65 (n/a)

Information may not be available for all industries and areas to protect the privacy of individual companies.

Local Business Profile

9 pages

Consumer Spending

Includes information on per capita consumer expenditures in 2014 from the 2010-2014 American Community Survey 5-year estimate and Esri

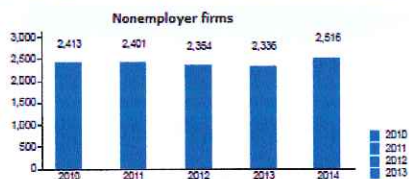
Name	Estimate
Total per capita consumer expenditures (\$)	\$29,261 (n/a)
Per capita consumer expenditures on Dining out (Food away from home) (\$)	\$1,349 (n/a)
Per capita consumer expenditures on Entertainment / Recreation (\$)	\$1,348 (n/a)
Per capita consumer expenditures on Financial Investments (\$)	\$1,597 (n/a)
Per capita consumer expenditures on Health Care (\$)	\$1,803 (n/a)
Per capita consumer expenditures on Household Services (\$)	\$789 (n/a)
Per capita consumer expenditures on Housing (\$)	\$9,061 (n/a)
Per capita consumer expenditures on Personal Care Products and Services (\$)	\$324 (n/a)
Per capita consumer expenditures on Local Transportation (\$)	\$4,016 (n/a)
Per capita consumer expenditures on Travel (\$)	\$659 (n/a)

Local Business Profile

9 pages

Nonemployer Businesses

Includes key statistics for businesses with no paid employees (such as independent contractors and sole proprietors (Nonemployers)) from the 2007 and 2012 Economic Census and the 2009 thru 2014 Nonemployer Statistics programs



Name	Estimate
Nonemployer firms	2,516 (n/a)
Revenue of nonemployer firms (\$1,000)	\$152,151 (1,000) (n/a)
Revenue per nonemployer firm (\$1,000)	\$72 (1,000) (n/a)
Total number of Employer establishments and Nonemployer firms	2,770 (n/a)
Total revenue of Employer establishments and Nonemployer firms (\$1,000)	\$445,543 (1,000) (n/a)

Information may not be available for all industries and areas to protect the privacy of individual establishments.

Local Business Profile

9 pages

About Data



Contact Us: United States Census Bureau 4000
Silver Hill Road Washington, DC 20233 Ph: 301-763-
INFO (4636)

• N/A: Data or ratio are not available • Note: The American Community Survey (ACS) margins of error (MOE) shown in the report are calculated using an approximation method. They may not match those shown on other Census applications, e.g. American FactFinder.

Suppressed Definitions

- a 0 to 19 employees
- b 20 to 99 employees
- c 100 to 249 employees
- e 250 to 499 employees
- f 500 to 999 employees
- g 1,000 to 2,499 employees
- h 2,500 to 4,999 employees
- i 5,000 to 9,999 employees
- j 10,000 to 24,999 employees
- k 25,000 to 49,999 employees
- l 50,000 to 99,999 employees
- m 100,000 employees or more
- N 0 to 19 employees
- O Doesn't meet publication standards
- z < half the unit shown

The Census Business Builder Small Business Edition was launched with data limited to 6 NAICS sectors and 9 industries within each sector. The **Census Business Builder Small Business Edition 2.0 Beta** now provides total access to data from all 17 NAICS sectors and all industries within each sector.

NAICS	Sector	NAICS	Sector
21	Mining, Quarrying, Oil Gas Extraction	53	Real Estate and Leasing
22	Utilities	54	Professional, Scientific , Technical Services
23	Construction	56	Administrative & Support, Waste Mgmt. and Remedial Services
31-33	Manufacturing	61	Education Services
42	Wholesale Trade	62	Healthcare and Social Assistance
44-45	Retail Trade	71	Arts, Entertainment & Recreation
48-49	Transportation & Warehousing	72	Accommodation & Food Services
51	Information	81	Other Services exc. Public Admin.
52	Finance and Insurance		

Exercises

- Finding NAICS code for your industry Example: Men's Clothing Stores
- Accessing data for cities (CDPs) in Hawaii
- New "Create Report" feature
- While accessing data for a specific CDP, view other CDP's
- "Make Map Variable" feature
- "Change Variable" feature

Begin Search for Men's Clothing Stores

Enter "Men's"(keyword) or "Men's Clothing" (Industry) in the Industry, Title, Keyword, or NAICS Code box

Census Business Builder: Small Business Edition • 2.0 (Beta) [Privacy Act Statement](#) [FAQs](#) [Send Feedback](#)

Determine the Best Location for Your Business

1. What type of business do you want to research?

Select your type of business by either selecting from the "Most Popular" broad categories and then from the detailed list provided.

Construction

Food Services

Healthcare

Personal Services

Prof & Biz Services

Retail

Men's Clothing

or Search for your type of business.

2. Where are you considering locating the business?

Select the proposed location for your business by either clicking on the My Location button or by searching for it.

My Location

or

Click "Go to Map" to browse the information about your potential customers and competitors for your proposed location and surrounding locations OR...

Go to Map

Click "Create Report" to go straight to the report for your type of businesses and location.

Create Report

Powered by the U.S. Census Bureau and Esri. For help using this tool (including tutorial videos and FAQs), see the [CBB Home Page](#).

Click on "Men's Clothing Stores (44811)"

United States Census Bureau

- ===== Women's and Girls' Cut and Sew Apparel Manufacturing (31523)
- ===== Men's and Boys' Clothing and Furnishings Merchant Wholesalers (42432)
- ===== Women's, Children's, and Infants' Clothing and Accessories Merchant Wholesalers (42433)
- ===== **Men's Clothing Stores (44811)** ←
- ===== Women's Clothing Stores (44812)
- ===== Sheer Hosiery Mills (315111)
- ===== Other Hosiery and Sock Mills (315119)
- ===== Men's and Boys' Cut and Sew Apparel Contractors (315211)
- ===== Women's, Girls', and Infants' Cut and Sew Apparel Contractors (315212)
- ===== Men's and Boys' Cut and Sew Underwear and Nightwear Manufacturing (315221)
- ===== Men's and Boys' Cut and Sew Suit, Coat, and Overcoat Manufacturing (315222)
- ===== Men's and Boys' Cut and Sew Shirt (except Work Shirt) Manufacturing (315223)
- ===== Men's and Boys' Cut and Sew Trouser, Slacks, and Jean Manufacturing (315224)
- ===== **Men's and Boys' Cut and Sew Work Clothing Manufacturing (315225)**
- ===== Men's and Boys' Cut and Sew Other Outerwear Manufacturing (315228)
- ===== Women's and Girls' Cut and Sew Lingerie, Loungewear, and Nightwear Manufacturing (315231)
- ===== Women's and Girls' Cut and Sew Blouse and Shirt Manufacturing (315232)
- ===== Women's and Girls' Cut and Sew Dress Manufacturing (315233)
- ===== Women's and Girls' Cut and Sew Suit, Coat, Tailored Jacket, and Skirt Manufacturing (315234)
- ===== Women's and Girls' Cut and Sew Other Outerwear Manufacturing (315239)
- ===== Men's and Boys' Cut and Sew Other Outerwear Manufacturing (315243)

2. Where are you considering locating the business?

Select the proposed location for your business by either clicking on the My Location button or by searching for it.

My Location

or

Click "Go to Map" to browse the information about your potential customers and competitors for your proposed location and surrounding locations OR...

Go to Map

Click "Create Report" to go straight to the report for your type of businesses and location.

Create Report

Enter Urban Honolulu CDP
When entered, click Go to Map

United States Census Bureau

Determine the Best Location for Your Business

1. What type of business do you want to research?

Select your type of business by either selecting from the "Most Popular" broad categories and then from the detailed list provided.

Men's Clothing Stores Clear Selections

or Search for your type of business

2. Where are you considering locating the business?

Select the proposed location for your business by either clicking on the My Location button or by searching for it.

My Location
or

X

----- City/Town -----

Click "Create Report" to go straight to the report for your type of businesses and location.

Urban Honolulu CDP
You now have the ability to directly Create Report
click Go to Map

United States Census Bureau

Determine the Best Location for Your Business

1. What type of business do you want to research?

Select your type of business by either selecting from the "Most Popular" broad categories and then from the detailed list provided.

Men's Clothing Stores Clear Selections

or Search for your type of business

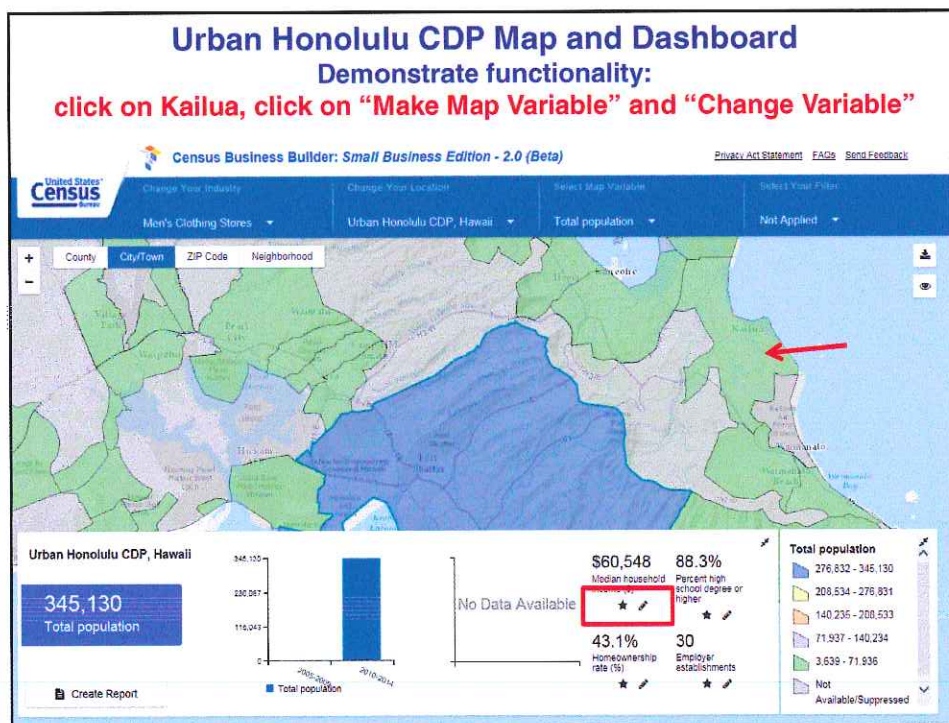
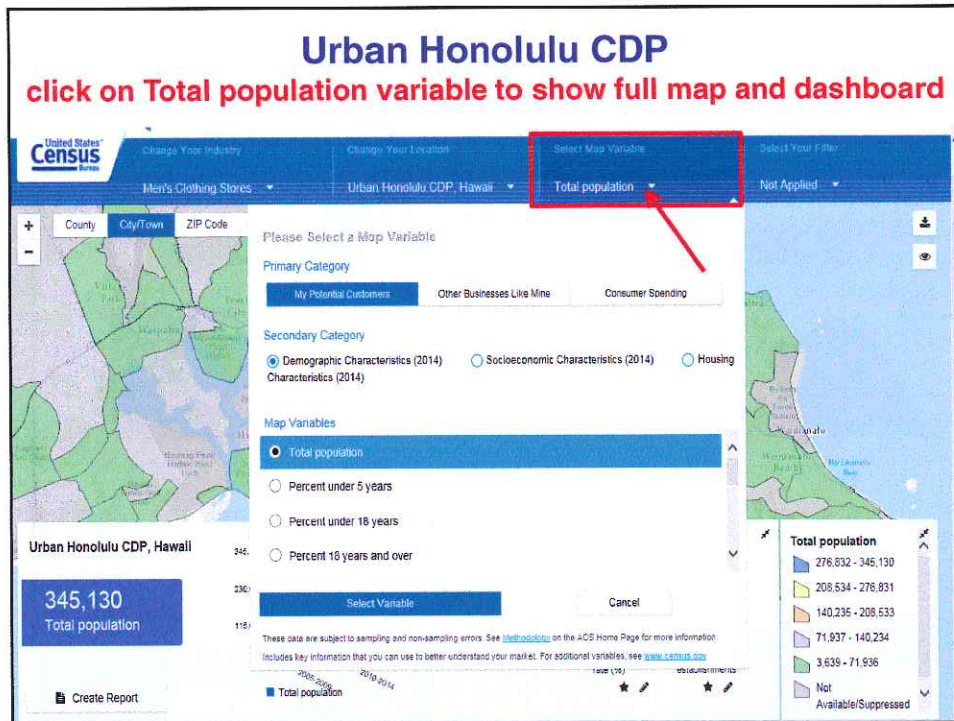
2. Where are you considering locating the business?

Select the proposed location for your business by either clicking on the My Location button or by searching for it.

My Location
or

Click "Go to Map" to browse the information about your potential customers and competitors for your proposed location and surrounding locations OR

Click "Create Report" to go straight to the report for your type of businesses and location.



Resources: Need Assistance?

U.S. Census Bureau
Data Dissemination Branch
Customer Liaison and Marketing Services Office



(888) 806-6389 Toll Free



Jerry.B.Wong@census.gov

United States
Census
Bureau

U.S. Department of Commerce
Economics and Statistics Administration
U.S. CENSUS BUREAU
census.gov