

# **2013 Employment and Payrolls in Hawai`i**




**October 2014**

2013

# Employment and Payrolls in Hawai`i

A Report on Covered Employment and Wages



State of Hawai`i  
Neil Abercrombie, Governor

---

**Department of Labor and Industrial Relations**

Dwight Takamine, Director  
Jade T. Butay, Deputy Director

**Research and Statistics Office**

Phyllis Dayao, Research and Statistics Officer

**Labor Market Information**

**Labor Force Research Section**

Jeri Sato, Section Supervisor

Prepared by:

**Chona Sumulong**  
Research Statistician

In cooperation with:

**UNEMPLOYMENT INSURANCE DIVISION**

Linda Uesato, Administrator

Special thanks to:

**EMPLOYER SERVICES SECTION**

Dulcie Dunaway & staff

October 2014

## Table of Contents

|  |     |
|--|-----|
| Introduction .....   | 1   |
| 2013 Statewide Annual Average Employment Summary .....                         | 2   |
| Graph: <i>2013 Distribution of Statewide Average Employment</i> .....          | 3   |
| 2013 Industries with the Highest Annual Average Employment .....               | 4   |
| Graph: <i>2013 Distribution of County Average Employment</i> .....             | 5   |
| Graph: <i>Percentage Growth 1980-2013, Private Sector Employment</i> .....     | 7   |
| Graph: <i>2012-2013 Statewide Average Employment by Industry</i> .....         | 8   |
| 2013 Statewide Annual Average Wage Summary .....                               | 9   |
| 2013 Industries with the Highest Annual Average Wage .....                     | 10  |
| Graph: <i>2012-2013 Statewide Average Wage by Industry</i> .....               | 11  |
| State of Hawai`i Employment and Wages .....                                    | 12  |
| Honolulu County Employment and Wages .....                                     | 30  |
| Hawai`i County Employment and Wages .....                                      | 46  |
| Maui County Employment and Wages .....   | 62  |
| Kaua`i County Employment and Wages .....                                       | 76  |
| Reporting Units and Employment by Size of Firm .....                           | 90  |
| Employers and Employment by Size of Employer .....                             | 93  |
| Graph: <i>Distribution of Employment by Size of Employer by County</i> .....   | 96  |
| Graph: <i>Distribution of Employment by Size of Employer by Industry</i> ..... | 97  |
| NAICS Sector & Descriptions .....  | 98  |
| Technical Notes .....  | 100 |

## Introduction

The 2013 Employment and Payrolls in Hawai'i is the third annual report that provides tabulations of the number of reporting units, monthly employment, average annual employment, total wages, and average annual wage for the State of Hawai'i, as reported under Hawai'i Employment Security Law, based on the North American Industry Classification System 2012 (NAICS). Previous reports in this series on covered employment and wage data since 2001 were tabulated based on the North American Industry Classification System 2002 and 2007 (NAICS). Prior to 2001, data were tabulated based on the Standard Industrial Classification (SIC) industry coding system. NAICS 2012 includes revisions to NAICS 2007 across several sectors. [See NAICS Sectors and Description and Technical Notes]

Sections of this report such as the summary tables for statewide and counties are available for immediate downloading through our Hawai'i Workforce Informer (HIWI) website. Other employment data such as the monthly Local Area Unemployment Statistics and the Current Employment Statistics are also available. Visit our home page at URL:

<http://www.hiwi.org>



Any suggestions and/or comments are welcome. Please direct inquiries to:

State of Hawai'i  
Department of Labor and Industrial Relations  
Research & Statistics Office, QCEW  
P.O. Box 3680  
Honolulu, HI 96811-3680

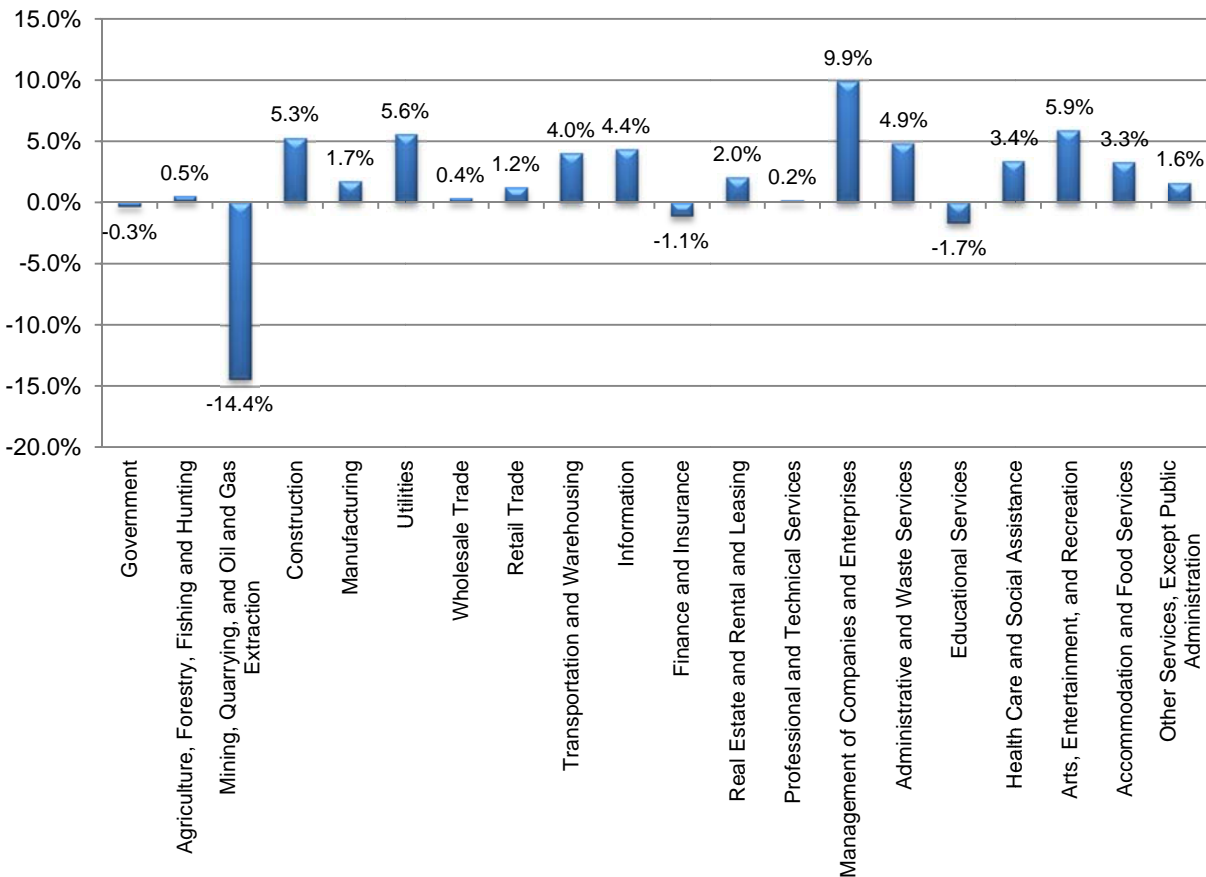
Telephone: (808) 586-9033  
Facsimile: (808) 586-9031  
E-Mail: [DLIR.RS.LFR@hawaii.gov](mailto:DLIR.RS.LFR@hawaii.gov)

## 2013 Statewide Annual Average Employment Summary

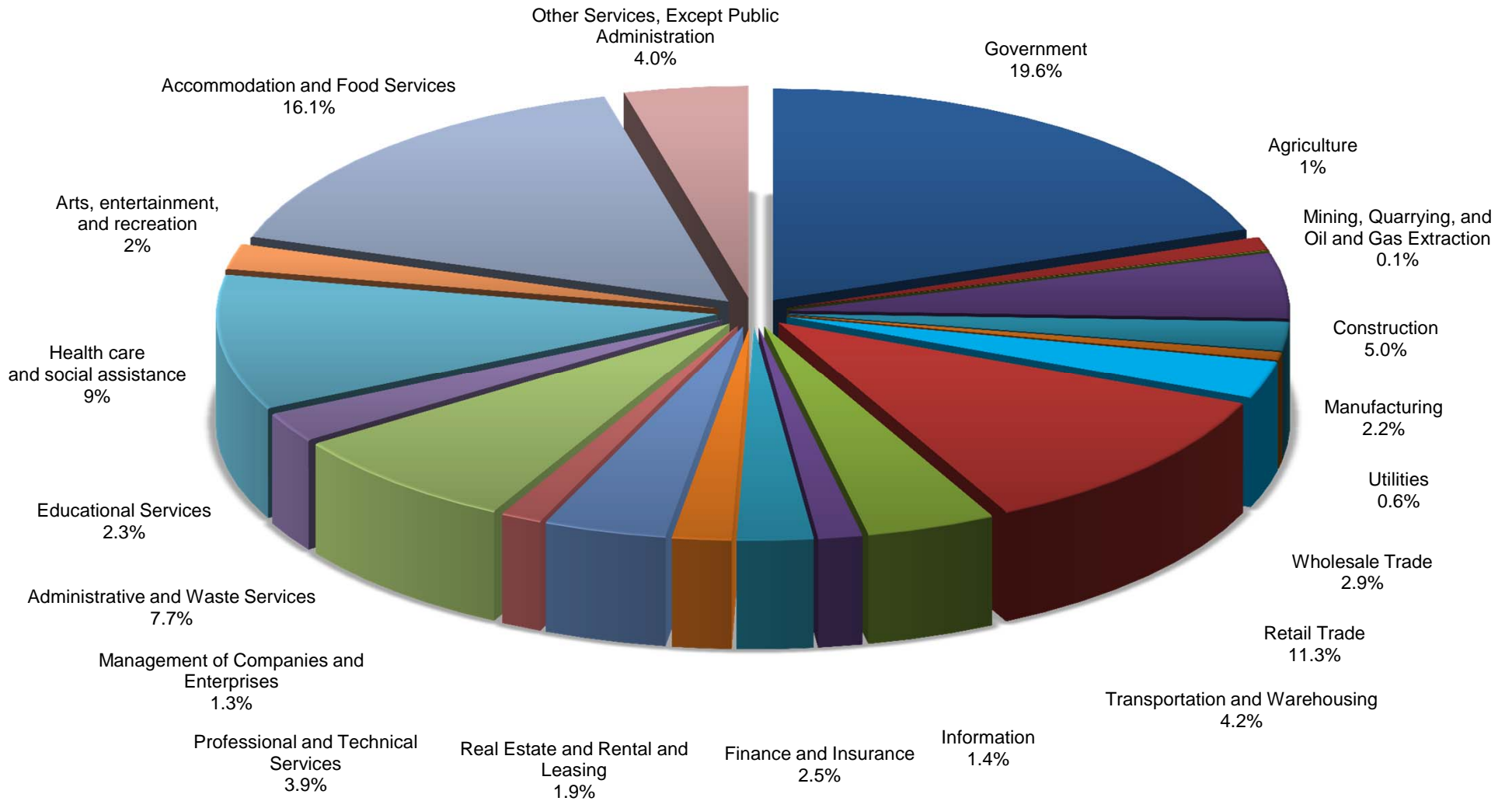
Hawai'i statewide annual average employment for the calendar year 2013 was 618,425, an increase of 12,890 workers over 2012. *Private sector* increased by 13,308 workers or 2.7 percent. *Total Government* employment dropped by 419 workers. *Federal* government experienced the biggest drop with 1,034 workers or 3.0 percent. *State* government employment increased slightly by less than a percent, while *County* government employment rose by a percent.

| Industries with Highest Annual Average Employment in Hawai'i |                                   |                         |
|--|-----------------------------------|-------------------------|
| NAICS Sector   | Sector Description                | 2013 Average Employment |
| 72   | Accommodation and Food Services   | 99,290                  |
| 44-45  | Retail Trade                      | 69,642                  |
| 62   | Health Care and Social Assistance | 63,921                  |
| 56   | Administrative and Waste Services | 47,312                  |
| 23   | Construction                      | 30,738                  |

**2013 Statewide Annual Average Employment  
by Percentage Growth**



## 2013 Distribution of Statewide Average Employment



Note: Percentage totals may not add up to 100 percent due to rounding.

2013 INDUSTRIES WITH THE HIGHEST ANNUAL AVERAGE EMPLOYMENT  
BY COUNTY

Honolulu County

| NAICS<br>Sector | Sector Description                | 2013 Average<br>Employment |
|-----------------|-----------------------------------|----------------------------|
| 72              | Accomodation and Food Services    | 59,327                     |
| 62              | Health Care and Social Assistance | 49,463                     |
| 44-45           | Retail Trade                      | 47,809                     |
| 56              | Administrative and Waste Services | 35,772                     |
| 23              | Construction                      | 22,840                     |

Hawaii County

| NAICS<br>Sector | Sector Description                | 2013 Average<br>Employment |
|-----------------|-----------------------------------|----------------------------|
| 72              | Accomodation and Food Services    | 11,341                     |
| 44-45           | Retail Trade                      | 8,934                      |
| 62              | Health Care and Social Assistance | 6,859                      |
| 56              | Administrative and Waste Services | 4,496                      |
| 23              | Construction                      | 3,458                      |

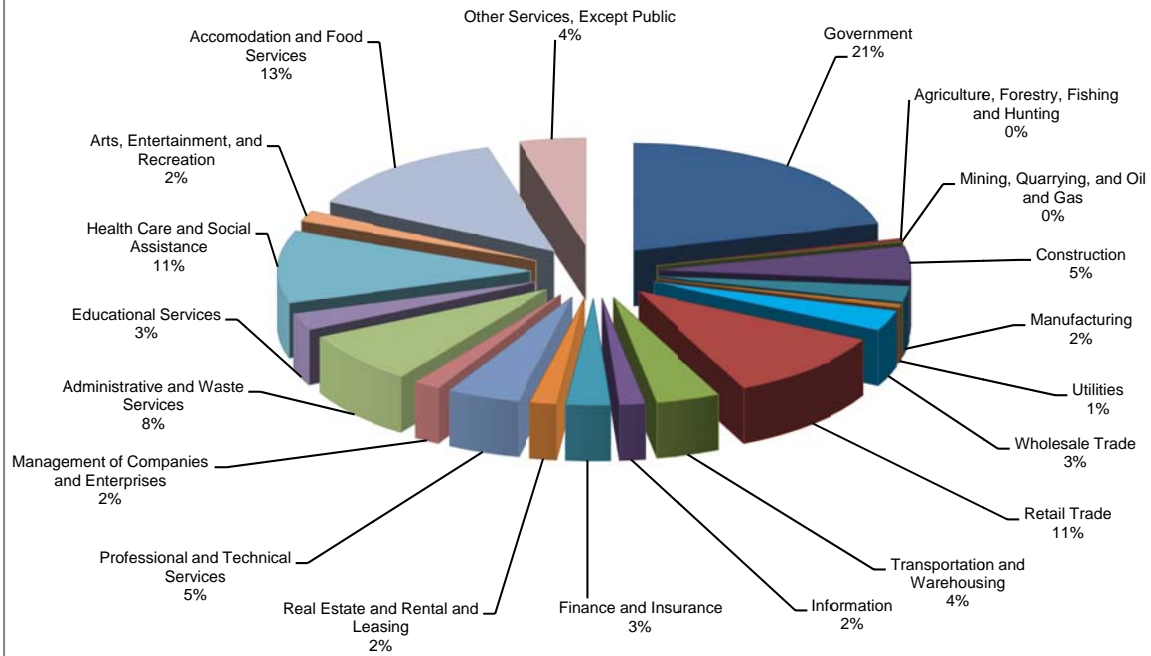
Maui County

| NAICS<br>Sector | Sector Description                | 2013 Average<br>Employment |
|-----------------|-----------------------------------|----------------------------|
| 72              | Accomodation and Food Services    | 20,620                     |
| 44-45           | Retail Trade                      | 9,111                      |
| 62              | Health Care and Social Assistance | 5,168                      |
| 56              | Administrative and Waste Services | 4,958                      |
| 48-49           | Transportation and Warehousing    | 3,415                      |

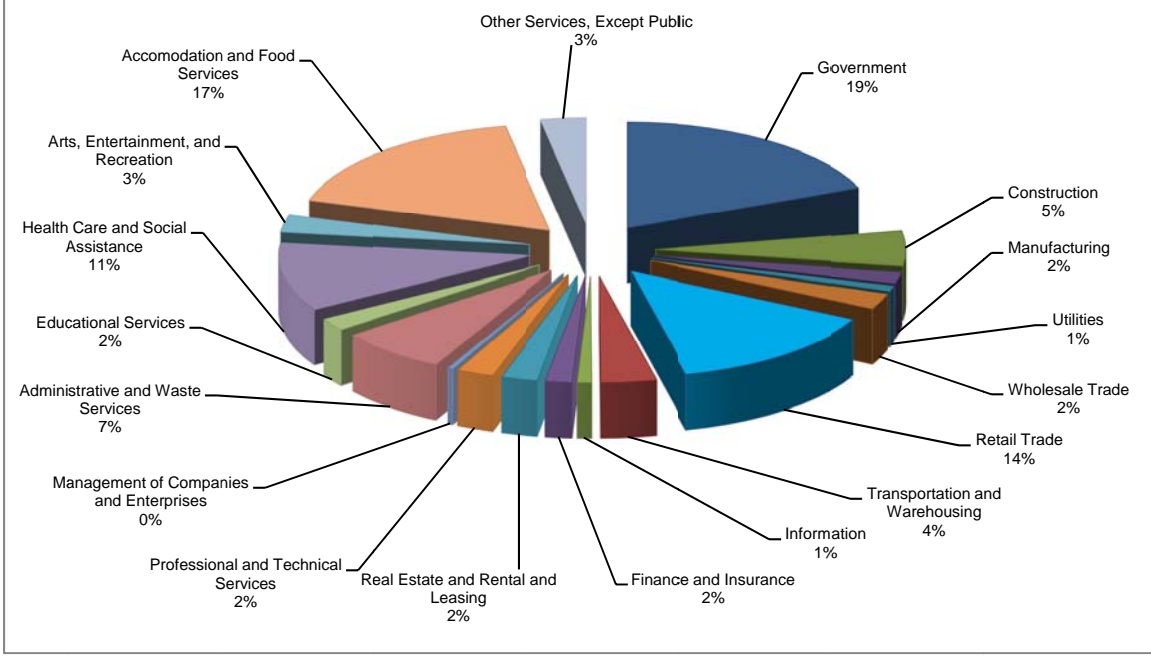
Kauai County

| NAICS<br>Sector | Sector Description                | 2013 Average<br>Employment |
|-----------------|-----------------------------------|----------------------------|
| 72              | Accomodation and Food Services    | 8,003                      |
| 44-45           | Retail Trade                      | 3,785                      |
| 62              | Health Care and Social Assistance | 2,431                      |
| 56              | Administrative and Waste Services | 2,086                      |
| 23              | Construction                      | 1,326                      |

### 2013 Distribution of Average Employment Honolulu County



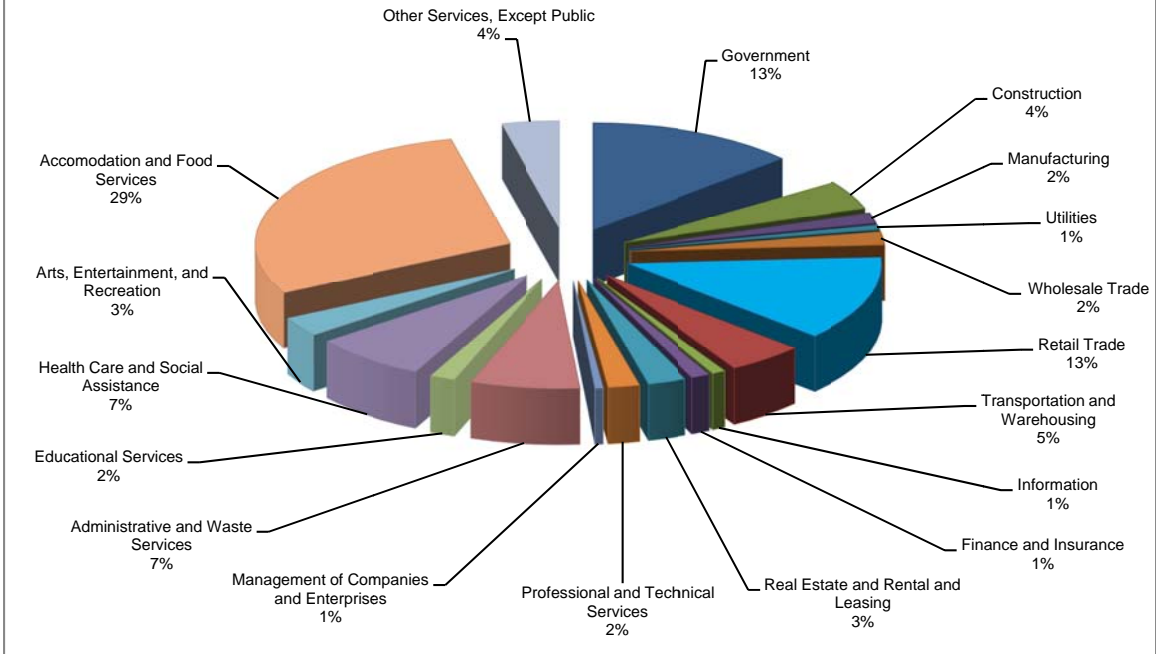
### 2013 Distribution of Average Employment Hawaii County



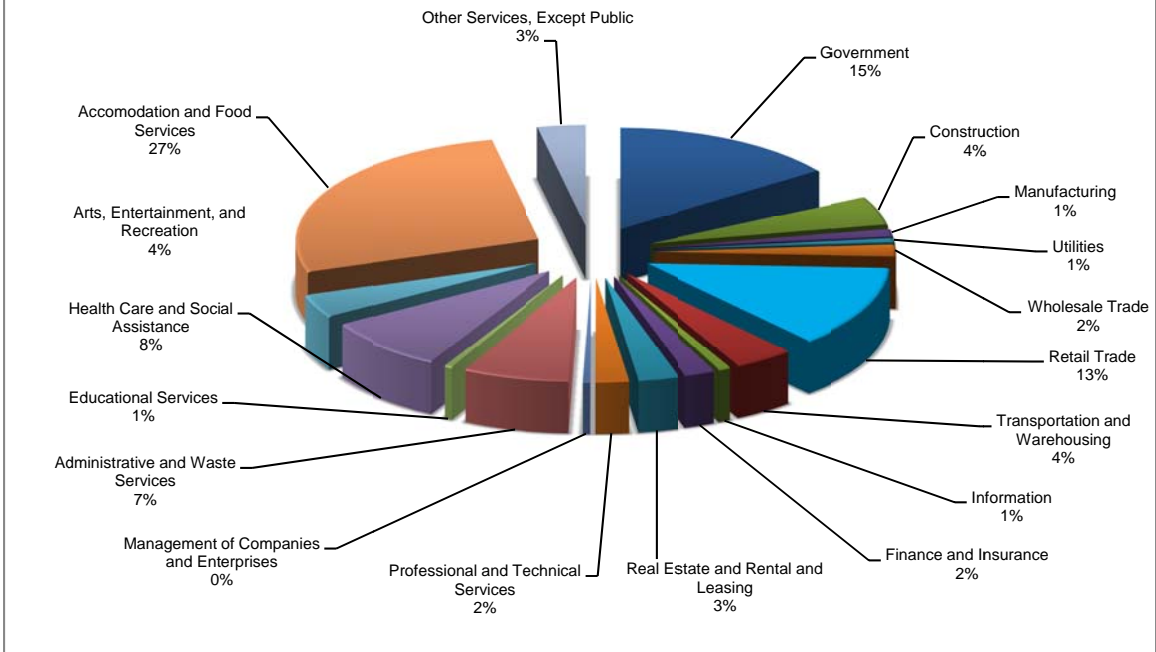
Note: Percentage totals may not add up to 100 percent due to rounding.



### 2013 Distribution of Average Employment Maui County

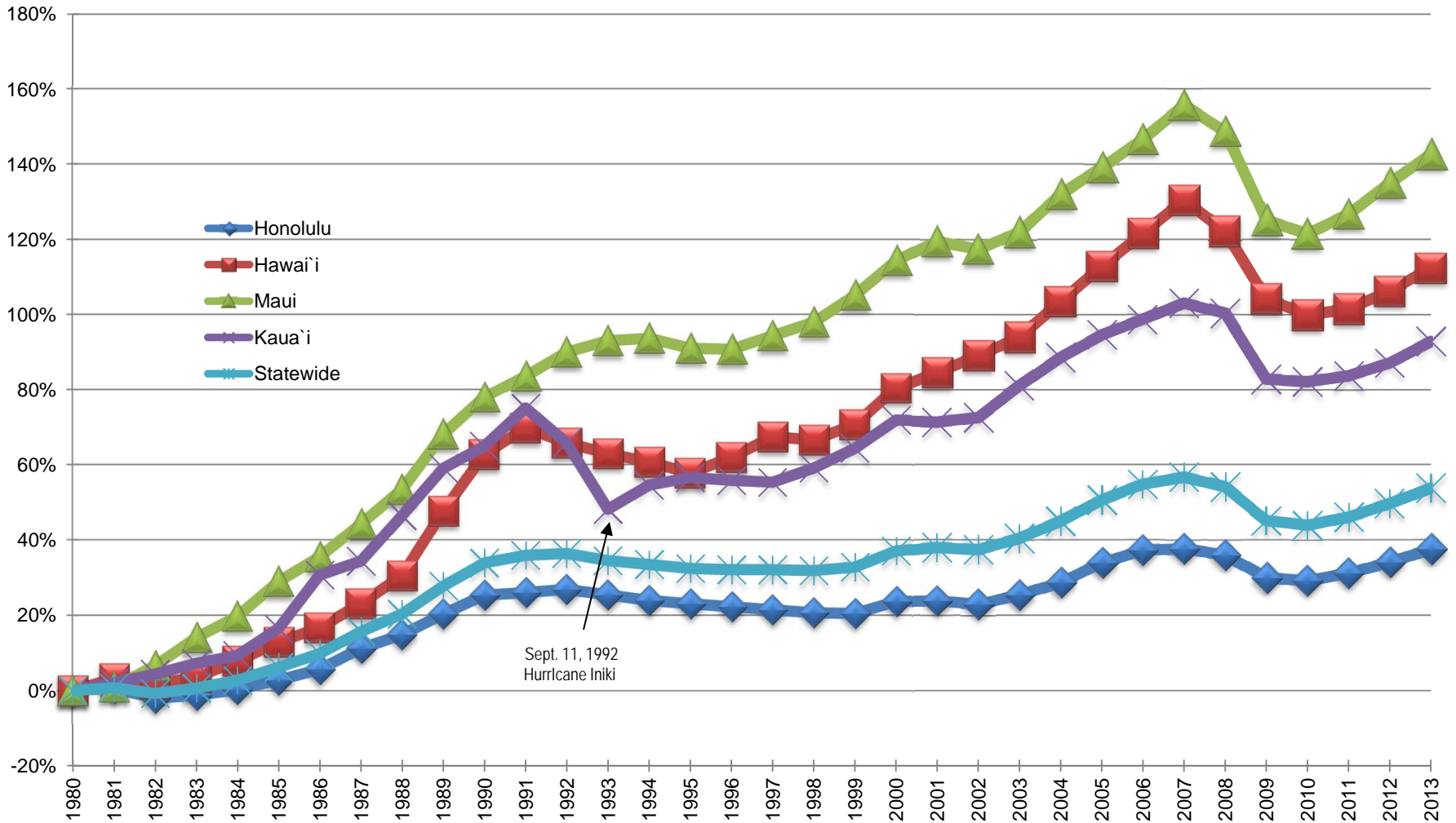


### 2013 Distribution of Average Employment Kauai County

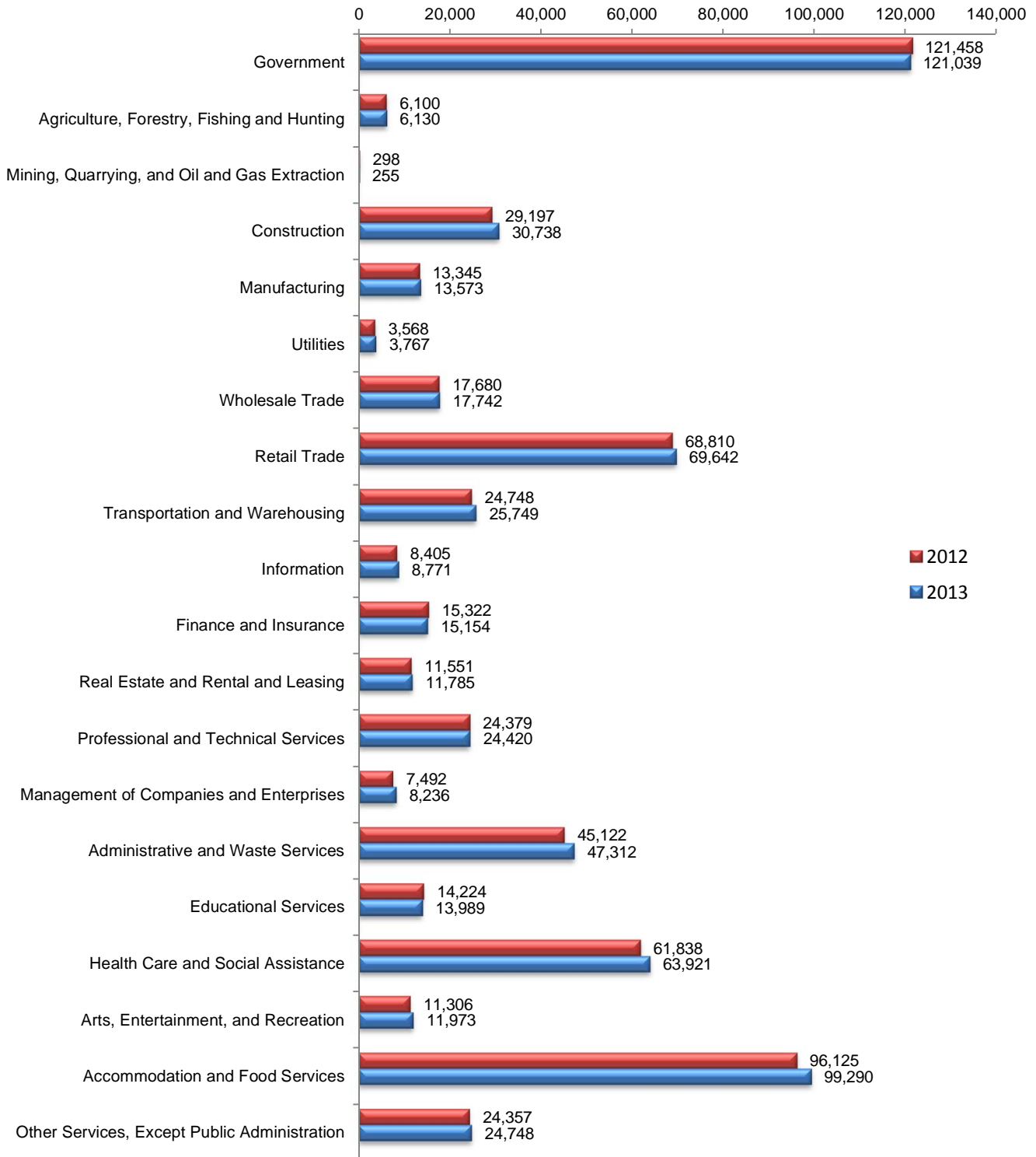


Note: Percentage totals may not add up to 100 percent due to rounding.

# Percentage Growth 1980-2013 Private Sector Employment



## 2012-2013 Statewide Average Employment by Industry

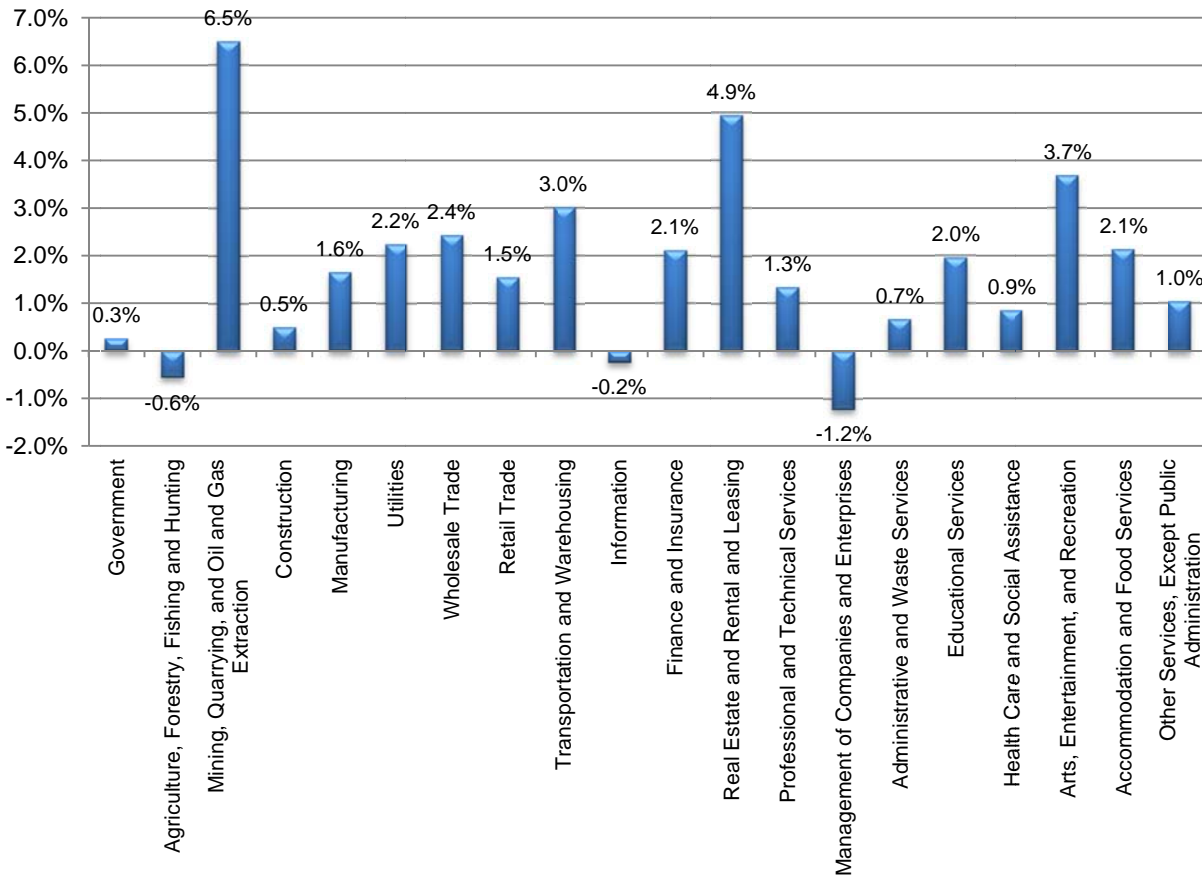


## 2013 Statewide Annual Average Wage Summary

The statewide annual average wage for all workers covered by state and federal unemployment insurance programs rose by 1.1 percent to \$43,828 in 2013. The annual pay of private industry workers expanded by 1.5 percent to \$41,466. Pay for government workers slightly changed increasing by less than a percent to \$53,536. *Federal government* pay decreased by 2.6 percent to \$68,826. *State government* pay grew by 3.3 percent to \$45,300, while *County government* wages increased by less than a percent to \$56,010.

| <b>Industries with Highest Annual Average Wage in Hawai'i</b> |   |                          |
|---|---|--------------------------|
| <b>NAICS Sector</b>   | <b>Sector Description</b>                     | <b>2013 Average Wage</b> |
| 22  | Utilities                                     | 92,318                   |
| 21  | Mining, Quarrying, and Oil and Gas Extraction | 88,425                   |
| 55  | Management of Companies and Enterprises       | 82,704                   |
| 54  | Professional and Technical Services           | 66,791                   |
| 23  | Construction                                  | 64,992                   |

**2013 Statewide Annual Average Wage  
by Percentage Growth**



2013 INDUSTRIES WITH THE HIGHEST ANNUAL AVERAGE WAGE  
BY COUNTY

Honolulu County

| NAICS<br>Sector | Sector Description                      | 2013 Average<br>Wage |
|-----------------|---|----------------------|
| 21              | Mining, Quarrying, and Oil and Gas      | 94,619               |
| 22              | Utilities                               | 93,905               |
| 55              | Management of Companies and Enterprises | 84,517               |
| 54              | Professional and Technical Services     | 68,762               |
| 23              | Construction                            | 67,913               |

Hawaii County

| NAICS<br>Sector | Sector Description                      | 2013 Average<br>Wage |
|-----------------|---|----------------------|
| 22              | Utilities                               | 89,752               |
| 55              | Management of Companies and Enterprises | 69,612               |
| 54              | Professional and Technical Services     | 56,828               |
| 23              | Construction                            | 56,231               |
| 51              | Information                             | 49,508               |

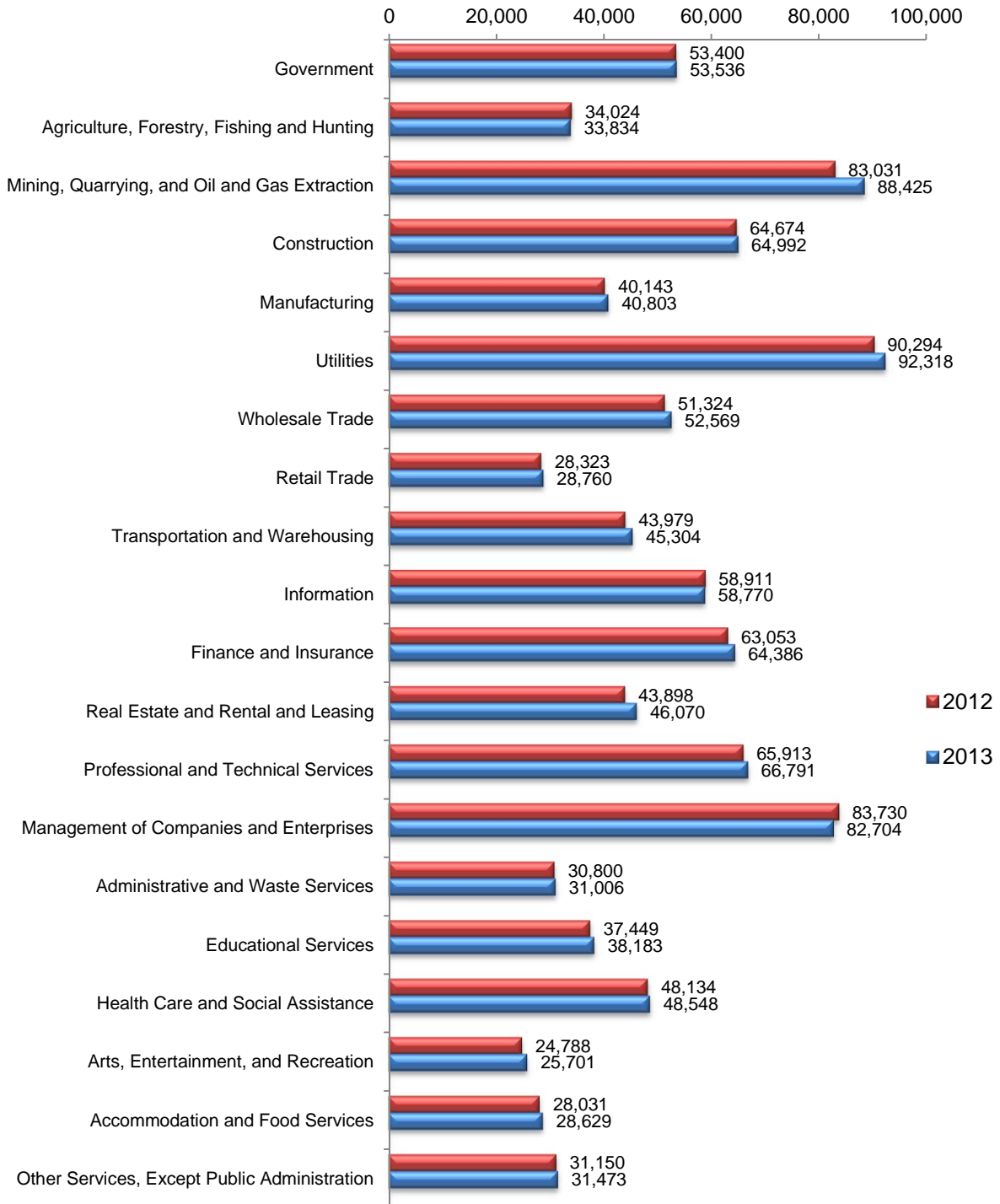
Maui County

| NAICS<br>Sector | Sector Description                      | 2013 Average<br>Wage |
|-----------------|---|----------------------|
| 22              | Utilities                               | 87,352               |
| 55              | Management of Companies and Enterprises | 58,315               |
| 23              | Construction                            | 58,093               |
| 54              | Professional and Technical Services     | 54,976               |
| 52              | Finance and Insurance                   | 51,338               |

Kauai County

| NAICS<br>Sector | Sector Description                      | 2013 Average<br>Wage |
|-----------------|---|----------------------|
| 22              | Utilities                               | 91,784               |
| 55              | Management of Companies and Enterprises | 67,323               |
| 52              | Finance and Insurance                   | 57,348               |
| 23              | Construction                            | 53,696               |
| 54              | Professional and Technical Services     | 52,553               |

## 2012-2013 Statewide Annual Average Wage by Industry



## STATE OF HAWAII

EMPLOYMENT AND WAGES OF WORKERS COVERED BY HAWAII EMPLOYMENT SECURITY LAW  
AND UNEMPLOYMENT COMPENSATION FOR FEDERAL EMPLOYEES  
CLASSIFIED BY INDUSTRY FOR CALENDAR YEAR 2013

| Industry  | No. of<br>Rep. Units<br>December | Average<br>Employment | Total Wages    | Average<br>Annual<br>Wage |
|---|----------------------------------|-----------------------|----------------|---------------------------|
| TOTAL, including government                       | 36,840                           | 618,425               | 27,104,441,551 | 43,828                    |
| TOTAL GOVERNMENT                                  | 6                                | 121,039               | 6,479,928,764  | 53,536                    |
| Federal   | 1                                | 33,872                | 2,331,284,245  | 68,826                    |
| State   | 1                                | 68,491                | 3,102,610,392  | 45,300                    |
| County  | 4                                | 18,676                | 1,046,034,127  | 56,010                    |
| Total, excluding government                       | 36,834                           | 497,386               | 20,624,512,787 | 41,466                    |
| Goods Producing                                   | 4,844                            | 50,697                | 2,781,498,199  | 54,865                    |
| 11 Agriculture, Forestry, Fishing and Hunting     | 427                              | 6,130                 | 207,403,262    | 33,834                    |
| 111 Crop production                               | 258                              | 4,849                 | 162,882,736    | 33,591                    |
| 1111 Oilseed and grain farming                    | 13                               | 1,157                 | 59,284,420     | 51,240                    |
| 1112 Vegetable and melon farming                  | *                                | *                     | *              | *                         |
| 1113 Fruit and tree nut farming                   | 70                               | 1,412                 | 37,631,263     | 26,651                    |
| 1114 Greenhouse and nursery production            | 115                              | 1,067                 | 25,034,369     | 23,462                    |
| 1119 Other crop farming                           | *                                | *                     | *              | *                         |
| 112 Animal production and aquaculture             | 72                               | 639                   | 26,104,861     | 40,853                    |
| 1121 Cattle ranching and farming                  | 31                               | 236                   | 9,468,395      | 40,120                    |
| 1122 Hog and pig farming                          | 4                                | 15                    | 222,135        | 14,809                    |
| 1123 Poultry and egg production                   | 4                                | 34                    | 912,483        | 26,838                    |
| 1124 Sheep and goat farming                       | 5                                | 31                    | 536,141        | 17,295                    |
| 1125 Aquaculture                                  | 17                               | 238                   | 9,653,299      | 40,560                    |
| 1129 Other animal production                      | 11                               | 85                    | 5,312,408      | 62,499                    |
| 113 Forestry and logging                          | 3                                | 9                     | 425,866        | 47,318                    |
| 1131 Timber tract operations                      | *                                | *                     | *              | *                         |
| 1132 Forest nursery and gathering forest products | *                                | *                     | *              | *                         |
| 1133 Logging                                      | *                                | *                     | *              | *                         |
| 114 Fishing, hunting and trapping                 | 62                               | 121                   | 5,906,450      | 48,814                    |
| 1141 Fishing                                      | 62                               | 121                   | 5,906,450      | 48,814                    |
| 115 Agriculture and forestry support activities   | 32                               | 513                   | 12,083,349     | 23,554                    |
| 1151 Support activities for crop production       | 25                               | 482                   | 11,135,427     | 23,103                    |
| 1152 Support activities for animal production     | *                                | *                     | *              | *                         |
| 1153 Support activities for forestry              | *                                | *                     | *              | *                         |
| 21 Mining, Quarrying, and Oil and Gas Extraction  | 15                               | 255                   | 22,548,263     | 88,425                    |
| 211 Oil and gas extraction                        | *                                | *                     | *              | *                         |
| 2111 Oil and gas extraction                       | *                                | *                     | *              | *                         |
| 212 Mining, except oil and gas                    | 13                               | 252                   | 22,062,623     | 87,550                    |
| 2123 Nonmetallic mineral mining and quarrying     | 13                               | 252                   | 22,062,623     | 87,550                    |
| 213 Support activities for mining                 | *                                | *                     | *              | *                         |
| 2131 Support activities for mining                | *                                | *                     | *              | *                         |
| 23 Construction                                   | 3,468                            | 30,738                | 1,997,733,238  | 64,992                    |
| 236 Construction of buildings                     | 1,116                            | 9,410                 | 644,491,226    | 68,490                    |
| 2361 Residential building construction            | 795                              | 3,845                 | 204,719,308    | 53,243                    |
| 2362 Nonresidential building construction         | 321                              | 5,565                 | 439,771,918    | 79,025                    |
| 237 Heavy and civil engineering construction      | 275                              | 4,104                 | 325,042,726    | 79,201                    |

## STATE OF HAWAII

| Industry   | No. of<br>Rep. Units<br>December | Average<br>Employment | Total Wages   | Average<br>Annual<br>Wage |
|--|----------------------------------|-----------------------|---------------|---------------------------|
| 2371 Utility system construction                   | 98                               | 1,547                 | 124,126,215   | 80,237                    |
| 2372 Land subdivision                              | 75                               | 593                   | 50,614,113    | 85,353                    |
| 2373 Highway, street, and bridge construction      | 69                               | 1,404                 | 99,085,905    | 70,574                    |
| 2379 Other heavy construction                      | 33                               | 561                   | 51,216,493    | 91,295                    |
| 238 Specialty trade contractors                    | 2,077                            | 17,224                | 1,028,199,286 | 59,696                    |
| 2381 Building foundation and exterior contractors  | 393                              | 3,217                 | 173,948,196   | 54,072                    |
| 2382 Building equipment contractors                | 885                              | 8,376                 | 548,765,314   | 65,516                    |
| 2383 Building finishing contractors                | 543                              | 3,746                 | 200,645,363   | 53,563                    |
| 2389 Other specialty trade contractors             | 256                              | 1,885                 | 104,840,413   | 55,618                    |
| 31-33 Manufacturing                                | 934                              | 13,573                | 553,813,436   | 40,803                    |
| 311 Food manufacturing                             | 301                              | 6,301                 | 186,188,662   | 29,549                    |
| 3111 Animal food manufacturing                     | *                                | *                     | *             | *                         |
| 3112 Grain and oilseed milling                     | 4                                | 49                    | 1,700,809     | 34,710                    |
| 3113 Sugar and confectionery product manufacturing | 20                               | 812                   | 31,100,691    | 38,301                    |
| 3114 Fruit and vegetable preserving and specialty  | 15                               | 320                   | 8,782,797     | 27,446                    |
| 3115 Dairy product manufacturing                   | 14                               | 347                   | 16,172,424    | 46,606                    |
| 3116 Animal slaughtering and processing            | 18                               | 436                   | 14,574,082    | 33,427                    |
| 3117 Seafood product preparation and packaging     | *                                | *                     | *             | *                         |
| 3118 Bakeries and tortilla manufacturing           | 137                              | 2,389                 | 58,441,082    | 24,463                    |
| 3119 Other food manufacturing                      | 88                               | 1,901                 | 54,462,081    | 28,649                    |
| 312 Beverage and tobacco product manufacturing     | 27                               | 902                   | 41,109,522    | 45,576                    |
| 3121 Beverage manufacturing                        | 27                               | 902                   | 41,109,522    | 45,576                    |
| 313 Textile mills                                  | *                                | *                     | *             | *                         |
| 3133 Textile and fabric finishing mills            | *                                | *                     | *             | *                         |
| 314 Textile product mills                          | 27                               | 174                   | 5,897,764     | 33,895                    |
| 3141 Textile furnishings mills                     | 7                                | 109                   | 4,089,813     | 37,521                    |
| 3149 Other textile product mills                   | 20                               | 65                    | 1,807,951     | 27,815                    |
| 315 Apparel manufacturing                          | 56                               | 536                   | 14,355,951    | 26,783                    |
| 3152 Cut and sew apparel manufacturing             | *                                | *                     | *             | *                         |
| 3159 Accessories and other apparel manufacturing   | *                                | *                     | *             | *                         |
| 316 Leather and allied product manufacturing       | *                                | *                     | *             | *                         |
| 3162 Footwear manufacturing                        | *                                | *                     | *             | *                         |
| 321 Wood product manufacturing                     | 25                               | 222                   | 7,114,117     | 32,046                    |
| 3211 Sawmills and wood preservation                | *                                | *                     | *             | *                         |
| 3212 Plywood and engineered wood product mfg.      | 5                                | 117                   | 3,238,104     | 27,676                    |
| 3219 Other wood product manufacturing              | *                                | *                     | *             | *                         |
| 322 Paper manufacturing                            | 3                                | 33                    | 1,353,898     | 41,027                    |
| 3222 Converted paper product manufacturing         | 3                                | 33                    | 1,353,898     | 41,027                    |
| 323 Printing and related support activities        | 104                              | 818                   | 29,210,491    | 35,710                    |
| 3231 Printing and related support activities       | 104                              | 818                   | 29,210,491    | 35,710                    |
| 324 Petroleum and coal products manufacturing      | 6                                | 441                   | 59,494,656    | 134,909                   |
| 3241 Petroleum and coal products manufacturing     | 6                                | 441                   | 59,494,656    | 134,909                   |
| 325 Chemical manufacturing                         | 34                               | 349                   | 16,911,563    | 48,457                    |
| 3251 Basic chemical manufacturing                  | 7                                | 114                   | 6,878,017     | 60,333                    |
| 3253 Agricultural chemical manufacturing           | 6                                | 57                    | 2,559,518     | 44,904                    |
| 3254 Pharmaceutical and medicine manufacturing     | 4                                | 94                    | 5,000,223     | 53,194                    |
| 3256 Soap, cleaning compound, and toiletry mfg.    | 17                               | 84                    | 2,473,805     | 29,450                    |
| 326 Plastics and rubber products manufacturing     | 20                               | 290                   | 12,719,595    | 43,861                    |
| 3261 Plastics product manufacturing                | *                                | *                     | *             | *                         |



## STATE OF HAWAII

| Industry   | No. of<br>Rep. Units<br>December | Average<br>Employment | Total Wages    | Average<br>Annual<br>Wage |
|--|----------------------------------|-----------------------|----------------|---------------------------|
| 3262 Rubber product manufacturing                  | *                                | *                     | *              | *                         |
| 327 Nonmetallic mineral product manufacturing      | 50                               | 841                   | 51,902,144     | 61,715                    |
| 3271 Clay product and refractory manufacturing     | 3                                | 23                    | 601,758        | 26,163                    |
| 3272 Glass and glass product manufacturing         | 6                                | 18                    | 425,300        | 23,628                    |
| 3273 Cement and concrete product manufacturing     | 24                               | 671                   | 45,497,709     | 67,806                    |
| 3279 Other nonmetallic mineral products            | 17                               | 129                   | 5,377,377      | 41,685                    |
| 331 Primary metal manufacturing                    | *                                | *                     | *              | *                         |
| 3312 Steel product mfg. from purchased steel       | *                                | *                     | *              | *                         |
| 332 Fabricated metal product manufacturing         | 41                               | 329                   | 17,793,883     | 54,085                    |
| 3322 Cutlery and handtool manufacturing            | *                                | *                     | *              | *                         |
| 3323 Architectural and structural metals mfg.      | 29                               | 230                   | 12,265,474     | 53,328                    |
| 3324 Boiler, tank, and shipping container mfg.     | *                                | *                     | *              | *                         |
| 3325 Hardware manufacturing                        | *                                | *                     | *              | *                         |
| 3327 Machine shops and threaded product mfg.       | 7                                | 38                    | 1,578,289      | 41,534                    |
| 3328 Coating, engraving, and heat treating metals  | *                                | *                     | *              | *                         |
| 333 Machinery manufacturing                        | 5                                | 58                    | 3,726,862      | 64,256                    |
| 3331 Ag., construction, and mining machinery mfg.  | *                                | *                     | *              | *                         |
| 3333 Commercial and service industry machinery     | *                                | *                     | *              | *                         |
| 3334 HVAC and commercial refrigeration equipment   | *                                | *                     | *              | *                         |
| 334 Computer and electronic product manufacturing  | 12                               | 177                   | 11,736,390     | 66,307                    |
| 3341 Computer and peripheral equipment mfg.        | *                                | *                     | *              | *                         |
| 3342 Communications equipment manufacturing        | *                                | *                     | *              | *                         |
| 3344 Semiconductor and electronic component mfg.   | *                                | *                     | *              | *                         |
| 3345 Electronic instrument manufacturing           | *                                | *                     | *              | *                         |
| 335 Electrical equipment and appliance mfg.        | *                                | *                     | *              | *                         |
| 3351 Electric lighting equipment manufacturing     | *                                | *                     | *              | *                         |
| 336 Transportation equipment manufacturing         | 31                               | 744                   | 46,036,891     | 61,878                    |
| 3362 Motor vehicle body and trailer manufacturing  | *                                | *                     | *              | *                         |
| 3363 Motor vehicle parts manufacturing             | *                                | *                     | *              | *                         |
| 3364 Aerospace product and parts manufacturing     | *                                | *                     | *              | *                         |
| 3366 Ship and boat building                        | 25                               | 716                   | 44,628,417     | 62,330                    |
| 337 Furniture and related product manufacturing    | 52                               | 349                   | 15,783,070     | 45,224                    |
| 3371 Household and institutional furniture mfg.    | 42                               | 256                   | 11,300,217     | 44,141                    |
| 3372 Office furniture and fixtures manufacturing   | 7                                | 39                    | 2,189,146      | 56,132                    |
| 3379 Other furniture related product manufacturing | 3                                | 54                    | 2,293,707      | 42,476                    |
| 339 Miscellaneous manufacturing                    | 133                              | 880                   | 29,340,318     | 33,341                    |
| 3391 Medical equipment and supplies manufacturing  | 33                               | 186                   | 6,628,745      | 35,638                    |
| 3399 Other miscellaneous manufacturing             | 100                              | 694                   | 22,711,573     | 32,726                    |
| Service Providing                                  | 31,990                           | 446,689               | 17,843,014,588 | 39,945                    |
| 22 Utilities                                       | 82                               | 3,767                 | 347,762,460    | 92,318                    |
| 221 Utilities                                      | 82                               | 3,767                 | 347,762,460    | 92,318                    |
| 2211 Power generation and supply                   | 36                               | 3,183                 | 305,485,683    | 95,974                    |
| 2212 Natural gas distribution                      | *                                | *                     | *              | *                         |
| 2213 Water, sewage and other systems               | *                                | *                     | *              | *                         |
| 42 Wholesale Trade                                 | 2,135                            | 17,742                | 932,673,197    | 52,569                    |
| 423 Merchant wholesalers, durable goods            | 773                              | 6,365                 | 345,960,155    | 54,354                    |
| 4231 Motor vehicle and parts merchant wholesalers  | 40                               | 406                   | 17,518,325     | 43,149                    |
| 4232 Furniture and furnishing merchant wholesalers | 38                               | 244                   | 11,730,729     | 48,077                    |
| 4233 Lumber and const. supply merchant wholesalers | 95                               | 913                   | 48,039,935     | 52,618                    |

## STATE OF HAWAII

| Industry   | No. of<br>Rep. Units<br>December | Average<br>Employment | Total Wages   | Average<br>Annual<br>Wage |
|--|----------------------------------|-----------------------|---------------|---------------------------|
| 4234 Commercial equip. merchant wholesalers        | 115                              | 1,103                 | 74,544,613    | 67,584                    |
| 4235 Metal and mineral merchant wholesalers        | 12                               | 106                   | 7,893,488     | 74,467                    |
| 4236 Appliance and electric goods merchant whls.   | 68                               | 497                   | 31,604,025    | 63,590                    |
| 4237 Hardware and plumbing merchant wholesalers    | 73                               | 644                   | 43,094,531    | 66,917                    |
| 4238 Machinery and supply merchant wholesalers     | 119                              | 1,012                 | 56,491,592    | 55,822                    |
| 4239 Misc. durable goods merchant wholesalers      | 213                              | 1,440                 | 55,042,917    | 38,224                    |
| 424 Merchant wholesalers, nondurable goods         | 694                              | 9,440                 | 436,879,870   | 46,280                    |
| 4241 Paper and paper product merchant wholesalers  | 53                               | 554                   | 26,423,213    | 47,695                    |
| 4242 Druggists' goods merchant wholesalers         | 50                               | 593                   | 25,928,326    | 43,724                    |
| 4243 Apparel and piece goods merchant wholesalers  | 78                               | 404                   | 15,525,933    | 38,431                    |
| 4244 Grocery and related product wholesalers       | 255                              | 4,658                 | 202,159,142   | 43,400                    |
| 4245 Farm product raw material merch. whls.        | *                                | *                     | *             | *                         |
| 4246 Chemical merchant wholesalers                 | *                                | *                     | *             | *                         |
| 4247 Petroleum merchant wholesalers                | 39                               | 565                   | 33,662,833    | 59,580                    |
| 4248 Alcoholic beverage merchant wholesalers       | 35                               | 1,160                 | 66,228,443    | 57,093                    |
| 4249 Misc. nondurable goods merchant wholesalers   | 152                              | 1,279                 | 54,590,536    | 42,682                    |
| 425 Electronic markets and agents and brokers      | 668                              | 1,938                 | 149,833,172   | 77,313                    |
| 4251 Electronic markets and agents and brokers     | 668                              | 1,938                 | 149,833,172   | 77,313                    |
| 44-45 Retail Trade                                 | 4,453                            | 69,642                | 2,002,899,882 | 28,760                    |
| 441 Motor vehicle and parts dealers                | 339                              | 6,449                 | 313,911,138   | 48,676                    |
| 4411 Automobile dealers                            | 125                              | 4,123                 | 231,331,483   | 56,108                    |
| 4412 Other motor vehicle dealers                   | 30                               | 358                   | 15,941,986    | 44,531                    |
| 4413 Auto parts, accessories, and tire stores      | 184                              | 1,968                 | 66,637,669    | 33,861                    |
| 442 Furniture and home furnishings stores          | 163                              | 1,402                 | 47,129,894    | 33,616                    |
| 4421 Furniture stores                              | 70                               | 524                   | 20,894,674    | 39,875                    |
| 4422 Home furnishings stores                       | 93                               | 877                   | 26,235,220    | 29,915                    |
| 443 Electronics and appliance stores               | 114                              | 1,367                 | 49,193,379    | 35,986                    |
| 4431 Electronics and appliance stores              | 114                              | 1,367                 | 49,193,379    | 35,986                    |
| 444 Building material and garden supply stores     | 204                              | 4,182                 | 133,832,897   | 32,002                    |
| 4441 Building material and supplies dealers        | 174                              | 3,958                 | 126,547,590   | 31,973                    |
| 4442 Lawn and garden equipment and supplies stores | 30                               | 225                   | 7,285,307     | 32,379                    |
| 445 Food and beverage stores                       | 651                              | 14,057                | 371,035,499   | 26,395                    |
| 4451 Grocery stores                                | 457                              | 12,248                | 326,368,967   | 26,647                    |
| 4452 Specialty food stores                         | 155                              | 1,613                 | 40,909,208    | 25,362                    |
| 4453 Beer, wine, and liquor stores                 | 39                               | 196                   | 3,757,324     | 19,170                    |
| 446 Health and personal care stores                | 424                              | 5,427                 | 176,781,364   | 32,574                    |
| 4461 Health and personal care stores               | 424                              | 5,427                 | 176,781,364   | 32,574                    |
| 447 Gasoline stations                              | 226                              | 2,216                 | 52,259,154    | 23,583                    |
| 4471 Gasoline stations                             | 226                              | 2,216                 | 52,259,154    | 23,583                    |
| 448 Clothing and clothing accessories stores       | 1,119                            | 11,584                | 265,829,292   | 22,948                    |
| 4481 Clothing stores                               | 677                              | 8,559                 | 173,330,392   | 20,251                    |
| 4482 Shoe stores                                   | 99                               | 1,001                 | 20,436,361    | 20,416                    |
| 4483 Jewelry, luggage, and leather goods stores    | 343                              | 2,024                 | 72,062,539    | 35,604                    |
| 451 Sports, hobby, music instrument, book stores   | 259                              | 2,947                 | 60,910,812    | 20,669                    |
| 4511 Sporting goods and musical instrument stores  | 230                              | 2,573                 | 52,282,795    | 20,320                    |
| 4512 Book stores and news dealers                  | 29                               | 374                   | 8,628,017     | 23,070                    |
| 452 General merchandise stores                     | 131                              | 13,889                | 368,677,228   | 26,545                    |
| 4521 Department stores                             | 67                               | 10,406                | 242,374,707   | 23,292                    |
| 4529 Other general merchandise stores              | 64                               | 3,483                 | 126,302,521   | 36,263                    |

## STATE OF HAWAII

| Industry  | No. of<br>Rep. Units<br>December | Average<br>Employment | Total Wages   | Average<br>Annual<br>Wage |
|---|----------------------------------|-----------------------|---------------|---------------------------|
| 453 Miscellaneous store retailers                 | 678                              | 5,614                 | 145,713,236   | 25,955                    |
| 4531 Florists                                     | 89                               | 481                   | 10,137,405    | 21,076                    |
| 4532 Office supplies, stationery, and gift stores | 316                              | 3,190                 | 86,641,045    | 27,160                    |
| 4533 Used merchandise stores                      | 48                               | 504                   | 10,188,361    | 20,215                    |
| 4539 Other miscellaneous store retailers          | 225                              | 1,439                 | 38,746,425    | 26,926                    |
| 454 Nonstore retailers                            | 145                              | 509                   | 17,625,989    | 34,629                    |
| 4541 Electronic shopping and mail/order houses    | 60                               | 204                   | 7,877,959     | 38,617                    |
| 4542 Vending machine operators                    | 16                               | 95                    | 2,693,295     | 28,350                    |
| 4543 Direct selling establishments                | 69                               | 210                   | 7,054,735     | 33,594                    |
| 48-49 Transportation and Warehousing              | 973                              | 25,749                | 1,166,521,993 | 45,304                    |
| 481 Air transportation                            | 79                               | 8,290                 | 461,075,366   | 55,618                    |
| 4811 Scheduled air transportation                 | 56                               | 8,024                 | 447,875,639   | 55,817                    |
| 4812 Nonscheduled air transportation              | 23                               | 266                   | 13,199,727    | 49,623                    |
| 483 Water transportation                          | 21                               | 1,716                 | 106,331,572   | 61,965                    |
| 4831 Sea, coastal, and Great Lakes transportation | *                                | *                     | *             | *                         |
| 4832 Inland water transportation                  | *                                | *                     | *             | *                         |
| 484 Truck transportation                          | 201                              | 3,192                 | 129,621,563   | 40,608                    |
| 4841 General freight trucking                     | 98                               | 1,627                 | 70,033,809    | 43,045                    |
| 4842 Specialized freight trucking                 | 103                              | 1,565                 | 59,587,754    | 38,075                    |
| 485 Transit and ground passenger transportation   | 130                              | 2,655                 | 60,613,106    | 22,830                    |
| 4853 Taxi and limousine service                   | *                                | *                     | *             | *                         |
| 4854 School and employee bus transportation       | 18                               | 1,048                 | 22,960,304    | 21,909                    |
| 4855 Charter bus industry                         | *                                | *                     | *             | *                         |
| 4859 Other ground passenger transportation        | 54                               | 1,073                 | 23,543,472    | 21,942                    |
| 487 Scenic and sightseeing transportation         | 215                              | 3,967                 | 130,133,931   | 32,804                    |
| 4871 Scenic and sightseeing transportation, land  | 45                               | 1,671                 | 53,265,815    | 31,877                    |
| 4872 Scenic and sightseeing transportation, water | 145                              | 1,858                 | 55,297,809    | 29,762                    |
| 4879 Scenic and sightseeing transportation, other | 25                               | 437                   | 21,570,307    | 49,360                    |
| 488 Support activities for transportation         | 210                              | 4,035                 | 196,817,967   | 48,778                    |
| 4881 Support activities for air transportation    | 56                               | 2,039                 | 64,101,743    | 31,438                    |
| 4883 Support activities for water transportation  | *                                | *                     | *             | *                         |
| 4884 Support activities for road transportation   | 45                               | 310                   | 6,175,514     | 19,921                    |
| 4885 Freight transportation arrangement           | 71                               | 456                   | 21,288,353    | 46,685                    |
| 4889 Other support activities for transportation  | *                                | *                     | *             | *                         |
| 491 Postal service                                | 4                                | 10                    | 216,192       | 21,619                    |
| 4911 Postal service                               | 4                                | 10                    | 216,192       | 21,619                    |
| 492 Couriers and messengers                       | 73                               | 1,294                 | 55,191,596    | 42,652                    |
| 4921 Couriers and express delivery services       | 44                               | 1,134                 | 50,429,279    | 44,470                    |
| 4922 Local messengers and local delivery          | 29                               | 161                   | 4,762,317     | 29,580                    |
| 493 Warehousing and storage                       | 40                               | 589                   | 26,520,700    | 45,027                    |
| 4931 Warehousing and storage                      | 40                               | 589                   | 26,520,700    | 45,027                    |
| 51 Information                                    | 676                              | 8,771                 | 515,470,939   | 58,770                    |
| 511 Publishing industries, except Internet        | 137                              | 1,342                 | 71,494,296    | 53,274                    |
| 5111 Newspaper, book, and directory publishers    | 94                               | 1,246                 | 64,611,608    | 51,855                    |
| 5112 Software publishers                          | 43                               | 96                    | 6,882,688     | 71,695                    |
| 512 Motion picture and sound recording industries | 194                              | 1,921                 | 65,424,827    | 34,058                    |
| 5121 Motion picture and video industries          | 180                              | 1,903                 | 64,780,747    | 34,041                    |
| 5122 Sound recording industries                   | 14                               | 18                    | 644,080       | 35,782                    |
| 515 Broadcasting, except Internet                 | 51                               | 1,040                 | 57,336,296    | 55,131                    |

## STATE OF HAWAII

| Industry   | No. of<br>Rep. Units<br>December | Average<br>Employment | Total Wages   | Average<br>Annual<br>Wage |
|--|----------------------------------|-----------------------|---------------|---------------------------|
| 5151 Radio and television broadcasting             | 43                               | 968                   | 53,483,236    | 55,251                    |
| 5152 Cable and other subscription programming      | 8                                | 72                    | 3,853,060     | 53,515                    |
| 517 Telecommunications                             | 159                              | 3,740                 | 277,701,788   | 74,252                    |
| 5171 Wired telecommunications carriers             | 78                               | 2,802                 | 222,982,514   | 79,580                    |
| 5172 Wireless telecommunications carriers          | 48                               | 780                   | 45,985,071    | 58,955                    |
| 5174 Satellite telecommunications                  | 5                                | 13                    | 1,020,453     | 78,496                    |
| 5179 Other telecommunications                      | 28                               | 146                   | 7,713,750     | 52,834                    |
| 518 Data processing, hosting and related services  | 93                               | 498                   | 29,409,185    | 59,055                    |
| 5182 Data processing, hosting and related services | 93                               | 498                   | 29,409,185    | 59,055                    |
| 519 Other information services                     | 42                               | 229                   | 14,104,547    | 61,592                    |
| 5191 Other information services                    | 42                               | 229                   | 14,104,547    | 61,592                    |
| 52 Finance and Insurance                           | 1,598                            | 15,154                | 975,707,496   | 64,386                    |
| 522 Credit intermediation and related activities   | 732                              | 7,389                 | 418,888,766   | 56,691                    |
| 5221 Depository credit intermediation              | 435                              | 6,103                 | 324,114,219   | 53,107                    |
| 5222 Nondepository credit intermediation           | 178                              | 907                   | 72,159,013    | 79,558                    |
| 5223 Activities related to credit intermediation   | 119                              | 379                   | 22,615,534    | 59,672                    |
| 523 Securities, commodity contracts, investments   | 259                              | 1,056                 | 118,042,431   | 111,783                   |
| 5231 Securities and commodity contracts brokerage  | 108                              | 632                   | 84,589,351    | 133,844                   |
| 5232 Securities and commodity exchanges            | *                                | *                     | *             | *                         |
| 5239 Other financial investment activities         | *                                | *                     | *             | *                         |
| 524 Insurance carriers and related activities      | 589                              | 6,697                 | 437,970,681   | 65,398                    |
| 5241 Insurance carriers                            | 145                              | 4,523                 | 309,168,716   | 68,355                    |
| 5242 Insurance agencies and brokerages             | 444                              | 2,173                 | 128,801,965   | 59,274                    |
| 525 Funds, trusts, and other financial vehicles    | 18                               | 13                    | 805,618       | 61,971                    |
| 5251 Insurance and employee benefit funds          | *                                | *                     | *             | *                         |
| 5259 Other investment pools and funds              | *                                | *                     | *             | *                         |
| 53 Real Estate and Rental and Leasing              | 1,896                            | 11,785                | 542,929,516   | 46,070                    |
| 531 Real estate                                    | 1,506                            | 7,436                 | 386,215,574   | 51,939                    |
| 5311 Lessors of real estate                        | 582                              | 2,730                 | 139,736,397   | 51,186                    |
| 5312 Offices of real estate agents and brokers     | 478                              | 1,495                 | 82,213,076    | 54,992                    |
| 5313 Activities related to real estate             | 446                              | 3,211                 | 164,266,101   | 51,157                    |
| 532 Rental and leasing services                    | 385                              | 4,342                 | 155,843,353   | 35,892                    |
| 5321 Automotive equipment rental and leasing       | 118                              | 2,456                 | 85,665,926    | 34,880                    |
| 5322 Consumer goods rental                         | 167                              | 1,216                 | 36,662,435    | 30,150                    |
| 5323 General rental centers                        | 8                                | 98                    | 4,093,813     | 41,774                    |
| 5324 Machinery and equipment rental and leasing    | 92                               | 572                   | 29,421,179    | 51,436                    |
| 533 Lessors of nonfinancial intangible assets      | 5                                | 8                     | 870,589       | 108,824                   |
| 5331 Lessors of nonfinancial intangible assets     | 5                                | 8                     | 870,589       | 108,824                   |
| 54 Professional and Technical Services             | 4,424                            | 24,420                | 1,631,043,492 | 66,791                    |
| 541 Professional and technical services            | 4,424                            | 24,420                | 1,631,043,492 | 66,791                    |
| 5411 Legal services                                | 685                              | 3,520                 | 257,164,084   | 73,058                    |
| 5412 Accounting and bookkeeping services           | 673                              | 2,917                 | 145,160,679   | 49,764                    |
| 5413 Architectural and engineering services        | 740                              | 5,191                 | 411,016,799   | 79,179                    |
| 5414 Specialized design services                   | 117                              | 263                   | 11,978,830    | 45,547                    |
| 5415 Computer systems design and related services  | 885                              | 4,860                 | 381,795,188   | 78,559                    |
| 5416 Management and technical consulting services  | 608                              | 2,038                 | 141,071,414   | 69,221                    |
| 5417 Scientific research and development services  | 192                              | 2,168                 | 158,896,805   | 73,292                    |
| 5418 Advertising, PR, and related services         | 191                              | 1,161                 | 44,186,780    | 38,059                    |
| 5419 Other professional and technical services     | 333                              | 2,303                 | 79,772,913    | 34,639                    |

## STATE OF HAWAII

| Industry   | No. of<br>Rep. Units<br>December | Average<br>Employment | Total Wages   | Average<br>Annual<br>Wage |
|--|----------------------------------|-----------------------|---------------|---------------------------|
| 55 Management of Companies and Enterprises       | 440                              | 8,236                 | 681,153,460   | 82,704                    |
| 551 Management of companies and enterprises      | 440                              | 8,236                 | 681,153,460   | 82,704                    |
| 5511 Management of companies and enterprises     | 440                              | 8,236                 | 681,153,460   | 82,704                    |
| 56 Administrative and Waste Services             | 2,369                            | 47,312                | 1,466,974,457 | 31,006                    |
| 561 Administrative and support services          | 2,225                            | 45,363                | 1,360,868,970 | 30,000                    |
| 5611 Office administrative services              | 48                               | 294                   | 17,327,951    | 58,939                    |
| 5612 Facilities support services                 | 31                               | 1,198                 | 75,415,617    | 62,951                    |
| 5613 Employment services                         | 405                              | 19,141                | 581,565,009   | 30,383                    |
| 5614 Business support services                   | 158                              | 935                   | 27,950,225    | 29,893                    |
| 5615 Travel arrangement and reservation services | 444                              | 4,742                 | 173,560,263   | 36,601                    |
| 5616 Investigation and security services         | 166                              | 7,099                 | 182,118,165   | 25,654                    |
| 5617 Services to buildings and dwellings         | 851                              | 11,051                | 273,910,381   | 24,786                    |
| 5619 Other support services                      | 122                              | 903                   | 29,021,359    | 32,139                    |
| 562 Waste management and remediation services    | 144                              | 1,949                 | 106,105,487   | 54,441                    |
| 5621 Waste collection                            | 44                               | 564                   | 21,516,839    | 38,150                    |
| 5622 Waste treatment and disposal                | 23                               | 459                   | 30,482,660    | 66,411                    |
| 5629 Remediation and other waste services        | 77                               | 926                   | 54,105,988    | 58,430                    |
| 61 Educational Services                          | 692                              | 13,989                | 534,140,201   | 38,183                    |
| 611 Educational services                         | 692                              | 13,989                | 534,140,201   | 38,183                    |
| 6111 Elementary and secondary schools            | 110                              | 7,785                 | 311,484,073   | 40,011                    |
| 6112 Junior colleges                             | 5                                | 335                   | 13,776,541    | 41,124                    |
| 6113 Colleges and universities                   | 80                               | 2,554                 | 117,150,615   | 45,869                    |
| 6114 Business, computer and management training  | 57                               | 376                   | 21,832,611    | 58,065                    |
| 6115 Technical and trade schools                 | 57                               | 394                   | 13,606,432    | 34,534                    |
| 6116 Other schools and instruction               | 315                              | 2,264                 | 43,530,044    | 19,227                    |
| 6117 Educational support services                | 68                               | 282                   | 12,759,885    | 45,248                    |
| 62 Health Care and Social Assistance             | 3,764                            | 63,921                | 3,103,206,312 | 48,548                    |
| 621 Ambulatory health care services              | 2,796                            | 25,505                | 1,478,872,136 | 57,984                    |
| 6211 Offices of physicians                       | 1,251                            | 9,206                 | 755,342,670   | 82,049                    |
| 6212 Offices of dentists                         | 650                              | 4,074                 | 188,069,383   | 46,163                    |
| 6213 Offices of other health practitioners       | 636                              | 3,709                 | 164,733,013   | 44,414                    |
| 6214 Outpatient care centers                     | 127                              | 3,009                 | 171,229,319   | 56,906                    |
| 6215 Medical and diagnostic laboratories         | 36                               | 1,592                 | 78,572,885    | 49,355                    |
| 6216 Home health care services                   | 70                               | 3,284                 | 87,832,459    | 26,746                    |
| 6219 Other ambulatory health care services       | 26                               | 632                   | 33,092,407    | 52,361                    |
| 622 Hospitals                                    | 23                               | 14,689                | 988,398,301   | 67,288                    |
| 6221 General medical and surgical hospitals      | 17                               | 12,480                | 846,707,563   | 67,845                    |
| 6222 Psychiatric and substance abuse hospitals   | *                                | *                     | *             | *                         |
| 6223 Other hospitals                             | *                                | *                     | *             | *                         |
| 623 Nursing and residential care facilities      | 169                              | 7,876                 | 270,957,820   | 34,403                    |
| 6231 Nursing care facilities, skilled nursing    | 41                               | 4,466                 | 172,460,519   | 38,616                    |
| 6232 Residential mental health facilities        | 43                               | 996                   | 28,195,680    | 28,309                    |
| 6233 Continuing care, assisted living facilities | 70                               | 2,264                 | 65,783,913    | 29,057                    |
| 6239 Other residential care facilities           | 15                               | 150                   | 4,517,708     | 30,118                    |
| 624 Social assistance                            | 776                              | 15,852                | 364,978,055   | 23,024                    |
| 6241 Individual and family services              | 358                              | 9,386                 | 203,456,984   | 21,677                    |
| 6242 Emergency and other relief services         | 56                               | 634                   | 20,386,554    | 32,155                    |
| 6243 Vocational rehabilitation services          | 67                               | 1,778                 | 44,828,381    | 25,213                    |
| 6244 Child day care services                     | 295                              | 4,054                 | 96,306,136    | 23,756                    |

## STATE OF HAWAII

| Industry  | No. of<br>Rep. Units<br>December | Average<br>Employment | Total Wages   | Average<br>Annual<br>Wage |
|---|----------------------------------|-----------------------|---------------|---------------------------|
| 71 Arts, Entertainment, and Recreation            | 629                              | 11,973                | 307,719,441   | 25,701                    |
| 711 Performing arts and spectator sports          | 222                              | 1,607                 | 52,342,852    | 32,572                    |
| 7111 Performing arts companies                    | 63                               | 1,066                 | 33,672,115    | 31,587                    |
| 7112 Spectator sports                             | 18                               | 41                    | 1,268,003     | 30,927                    |
| 7113 Promoters of performing arts and sports      | 44                               | 334                   | 7,152,684     | 21,415                    |
| 7114 Agents and managers for public figures       | 9                                | 13                    | 299,031       | 23,002                    |
| 7115 Independent artists, writers, and performers | 88                               | 153                   | 9,951,019     | 65,039                    |
| 712 Museums, historical sites, zoos, and parks    | 52                               | 2,895                 | 65,499,958    | 22,625                    |
| 7121 Museums, historical sites, zoos, and parks   | 52                               | 2,895                 | 65,499,958    | 22,625                    |
| 713 Amusements, gambling, and recreation          | 355                              | 7,470                 | 189,876,631   | 25,419                    |
| 7131 Amusement parks and arcades                  | 41                               | 428                   | 6,764,402     | 15,805                    |
| 7139 Other amusement and recreation industries    | 314                              | 7,043                 | 183,112,229   | 25,999                    |
| 72 Accommodation and Food Services                | 3,698                            | 99,290                | 2,842,621,972 | 28,629                    |
| 721 Accommodation                                 | 414                              | 38,531                | 1,655,214,582 | 42,958                    |
| 721110 Hotels and motels, except casino hotels    | 291                              | 37,634                | 1,629,208,155 | 43,291                    |
| 721191 Bed and breakfast inns                     | 28                               | 190                   | 4,009,518     | 21,103                    |
| 721199 All other traveler accommodation           | 76                               | 594                   | 19,800,232    | 33,334                    |
| 721211 RV parks and campgrounds                   | *                                | *                     | *             | *                         |
| 721214 Recreational and vacation camps            | *                                | *                     | *             | *                         |
| 721310 Rooming and boarding houses                | 9                                | 53                    | 947,194       | 17,872                    |
| 722 Food services and drinking places             | 3,284                            | 60,759                | 1,187,407,390 | 19,543                    |
| 722310 Food service contractors                   | 69                               | 1,866                 | 48,447,581    | 25,963                    |
| 722320 Caterers                                   | 61                               | 673                   | 12,812,887    | 19,038                    |
| 722330 Mobile food services                       | 32                               | 103                   | 1,647,307     | 15,993                    |
| 722410 Drinking places, alcoholic beverages       | 254                              | 1,668                 | 26,620,880    | 15,960                    |
| 722511 Full-service restaurants                   | 1,210                            | 33,259                | 735,624,638   | 22,118                    |
| 722513 Limited-service restaurants                | 1,273                            | 19,099                | 296,258,442   | 15,512                    |
| 722514 Cafeterias, grill buffets, and buffets     | 20                               | 404                   | 6,995,629     | 17,316                    |
| 722515 Snack and nonalcoholic beverage bars       | 365                              | 3,687                 | 59,000,026    | 16,002                    |
| 81 Other Services, Except Public Administration   | 3,761                            | 24,748                | 778,882,124   | 31,473                    |
| 811 Repair and maintenance                        | 784                              | 3,624                 | 146,388,571   | 40,394                    |
| 8111 Automotive repair and maintenance            | 500                              | 2,537                 | 94,397,553    | 37,208                    |
| 8112 Electronic equipment repair and maintenance  | 76                               | 192                   | 10,568,333    | 55,043                    |
| 8113 Commercial machinery repair and maintenance  | 122                              | 509                   | 27,789,870    | 54,597                    |
| 8114 Household goods repair and maintenance       | 86                               | 385                   | 13,632,815    | 35,410                    |
| 812 Personal and laundry services                 | 753                              | 7,960                 | 189,227,850   | 23,772                    |
| 8121 Personal care services                       | 422                              | 2,946                 | 63,591,254    | 21,586                    |
| 8122 Death care services                          | 26                               | 578                   | 19,752,477    | 34,174                    |
| 8123 Drycleaning and laundry services             | 85                               | 1,954                 | 49,135,735    | 25,146                    |
| 8129 Other personal services                      | 220                              | 2,482                 | 56,748,384    | 22,864                    |
| 813 Membership associations and organizations     | 1,987                            | 12,731                | 427,350,823   | 33,568                    |
| 8131 Religious organizations                      | 482                              | 2,896                 | 62,101,049    | 21,444                    |
| 8132 Grantmaking and giving services              | 80                               | 1,182                 | 75,866,125    | 64,185                    |
| 8133 Social advocacy organizations                | 136                              | 924                   | 44,902,915    | 48,596                    |
| 8134 Civic and social organizations               | 90                               | 1,727                 | 34,219,751    | 19,815                    |
| 8139 Professional and similar organizations       | 1,199                            | 6,002                 | 210,260,983   | 35,032                    |
| 814 Private households                            | 237                              | 434                   | 15,914,880    | 36,670                    |
| 8141 Private households                           | 237                              | 434                   | 15,914,880    | 36,670                    |

STATE OF HAWAII

| Industry          | No. of<br>Rep. Units<br>December | Average<br>Employment | Total Wages | Average<br>Annual<br>Wage |
|-------------------|----------------------------------|-----------------------|-------------|---------------------------|
| 99 Unclassified   | 400                              | 189                   | 13,307,646  | 70,411                    |
| 999 Unclassified  | 400                              | 189                   | 13,307,646  | 70,411                    |
| 9999 Unclassified | 400                              | 189                   | 13,307,646  | 70,411                    |

\* Data suppressed due to confidentiality.

Note: Nonprofit employers and employers with zero employment are included in the data above. State government employment figures differ from the state workforce count produced by the Department of Human Resources Development, which reports civil service and exempt employment as of the end of each calendar quarter and only includes the executive branch.

## STATE OF HAWAII

## MONTHLY COVERED EMPLOYMENT CLASSIFIED BY INDUSTRY FOR CALENDAR YEAR 2013

| Industry  | Jan     | Feb     | Mar     | Apr     | May     | Jun     | Jul     | Aug     | Sep     | Oct     | Nov     | Dec     |
|---|---------|---------|---------|---------|---------|---------|---------|---------|---------|---------|---------|---------|
| TOTAL, including government                       | 600,831 | 615,387 | 617,789 | 614,950 | 619,883 | 618,241 | 614,494 | 612,529 | 619,482 | 623,346 | 630,284 | 633,884 |
| TOTAL GOVERNMENT                                  | 112,439 | 124,347 | 124,287 | 121,410 | 125,326 | 122,423 | 116,345 | 113,579 | 120,630 | 123,126 | 123,951 | 124,604 |
| Federal   | 34,375  | 34,027  | 33,995  | 34,064  | 33,957  | 33,867  | 33,801  | 33,709  | 33,574  | 33,630  | 33,674  | 33,786  |
| State   | 59,640  | 71,997  | 71,938  | 68,994  | 72,880  | 69,482  | 63,289  | 60,630  | 68,450  | 70,944  | 71,684  | 71,969  |
| County  | 18,424  | 18,323  | 18,354  | 18,352  | 18,489  | 19,074  | 19,255  | 19,240  | 18,606  | 18,552  | 18,593  | 18,849  |
| Total, excluding government                       | 488,392 | 491,040 | 493,502 | 493,540 | 494,557 | 495,818 | 498,149 | 498,950 | 498,852 | 500,220 | 506,333 | 509,280 |
| Goods Producing                                   | 48,304  | 47,999  | 47,836  | 47,676  | 47,902  | 48,342  | 48,702  | 49,405  | 49,800  | 50,013  | 50,446  | 50,845  |
| 11 Agriculture, Forestry, Fishing and Hunting     | 6,365   | 6,175   | 5,995   | 5,892   | 5,778   | 5,844   | 5,805   | 6,024   | 6,222   | 6,340   | 6,519   | 6,604   |
| 111 Crop production                               | 5,128   | 4,932   | 4,783   | 4,633   | 4,518   | 4,569   | 4,531   | 4,715   | 4,913   | 5,024   | 5,191   | 5,246   |
| 1111 Oilseed and grain farming                    | 1,347   | 1,266   | 1,158   | 1,120   | 1,105   | 1,114   | 1,092   | 1,094   | 1,032   | 1,048   | 1,185   | 1,328   |
| 1112 Vegetable and melon farming                  | *       | *       | *       | *       | *       | *       | *       | *       | *       | *       | *       | *       |
| 1113 Fruit and tree nut farming                   | 1,533   | 1,409   | 1,370   | 1,267   | 1,152   | 1,166   | 1,166   | 1,341   | 1,572   | 1,662   | 1,704   | 1,604   |
| 1114 Greenhouse and nursery production            | 1,054   | 1,068   | 1,065   | 1,061   | 1,058   | 1,082   | 1,060   | 1,061   | 1,074   | 1,063   | 1,069   | 1,088   |
| 1119 Other crop farming                           | *       | *       | *       | *       | *       | *       | *       | *       | *       | *       | *       | *       |
| 112 Animal production and aquaculture             | 611     | 622     | 627     | 634     | 625     | 657     | 650     | 639     | 642     | 645     | 644     | 673     |
| 1121 Cattle ranching and farming                  | 240     | 232     | 236     | 234     | 227     | 245     | 239     | 239     | 236     | 234     | 235     | 233     |
| 1122 Hog and pig farming                          | 10      | 11      | 11      | 16      | 15      | 16      | 16      | 16      | 16      | 16      | 16      | 16      |
| 1123 Poultry and egg production                   | 36      | 35      | 35      | 33      | 34      | 34      | 33      | 35      | 35      | 35      | 35      | 34      |
| 1124 Sheep and goat farming                       | 28      | 30      | 27      | 28      | 30      | 32      | 31      | 31      | 32      | 34      | 33      | 33      |
| 1125 Aquaculture                                  | 223     | 236     | 239     | 236     | 233     | 234     | 239     | 228     | 238     | 237     | 241     | 272     |
| 1129 Other animal production                      | 74      | 78      | 79      | 87      | 86      | 96      | 92      | 90      | 85      | 89      | 84      | 85      |
| 113 Forestry and logging                          | 11      | 8       | 7       | 7       | 8       | 8       | 8       | 8       | 8       | 9       | 12      | 9       |
| 1131 Timber tract operations                      | *       | *       | *       | *       | *       | *       | *       | *       | *       | *       | *       | *       |
| 1132 Forest nursery and gathering forest products | *       | *       | *       | *       | *       | *       | *       | *       | *       | *       | *       | *       |
| 1133 Logging                                      | *       | *       | *       | *       | *       | *       | *       | *       | *       | *       | *       | *       |
| 114 Fishing, hunting and trapping                 | 133     | 120     | 131     | 113     | 124     | 95      | 124     | 134     | 118     | 118     | 112     | 129     |
| 1141 Fishing                                      | 133     | 120     | 131     | 113     | 124     | 95      | 124     | 134     | 118     | 118     | 112     | 129     |
| 115 Agriculture and forestry support activities   | 482     | 493     | 447     | 505     | 503     | 515     | 492     | 528     | 541     | 544     | 560     | 547     |
| 1151 Support activities for crop production       | 455     | 459     | 414     | 472     | 470     | 477     | 456     | 492     | 513     | 517     | 533     | 520     |
| 1152 Support activities for animal production     | *       | *       | *       | *       | *       | *       | *       | *       | *       | *       | *       | *       |
| 1153 Support activities for forestry              | *       | *       | *       | *       | *       | *       | *       | *       | *       | *       | *       | *       |
| 21 Mining, Quarrying, and Oil and Gas Extraction  | 263     | 269     | 264     | 256     | 252     | 252     | 251     | 252     | 260     | 248     | 248     | 249     |
| 211 Oil and gas extraction                        | *       | *       | *       | *       | *       | *       | *       | *       | *       | *       | *       | *       |
| 2111 Oil and gas extraction                       | *       | *       | *       | *       | *       | *       | *       | *       | *       | *       | *       | *       |
| 212 Mining, except oil and gas                    | 260     | 266     | 261     | 253     | 249     | 249     | 248     | 249     | 257     | 245     | 245     | 246     |
| 2123 Nonmetallic mineral mining and quarrying     | 260     | 266     | 261     | 253     | 249     | 249     | 248     | 249     | 257     | 245     | 245     | 246     |
| 213 Support activities for mining                 | *       | *       | *       | *       | *       | *       | *       | *       | *       | *       | *       | *       |
| 2131 Support activities for mining                | *       | *       | *       | *       | *       | *       | *       | *       | *       | *       | *       | *       |
| 23 Construction                                   | 29,482  | 29,801  | 30,249  | 30,463  | 31,007  | 30,788  | 31,093  | 31,189  | 31,182  | 30,983  | 31,228  | 31,395  |
| 236 Construction of buildings                     | 8,924   | 9,060   | 9,316   | 9,378   | 9,575   | 9,487   | 9,543   | 9,452   | 9,532   | 9,484   | 9,582   | 9,584   |
| 2361 Residential building construction            | 3,686   | 3,791   | 3,913   | 3,782   | 3,917   | 3,818   | 3,818   | 3,807   | 3,879   | 3,906   | 3,903   | 3,922   |
| 2362 Nonresidential building construction         | 5,238   | 5,269   | 5,403   | 5,596   | 5,658   | 5,669   | 5,725   | 5,645   | 5,653   | 5,578   | 5,679   | 5,662   |
| 237 Heavy and civil engineering construction      | 4,007   | 4,065   | 4,130   | 4,378   | 4,401   | 4,127   | 4,072   | 4,021   | 4,026   | 3,972   | 3,991   | 4,062   |



STATE OF HAWAII

| Industry   | Jan    | Feb    | Mar    | Apr    | May    | Jun    | Jul    | Aug    | Sep    | Oct    | Nov    | Dec    |
|--|--------|--------|--------|--------|--------|--------|--------|--------|--------|--------|--------|--------|
| 2371 Utility system construction                   | 1,510  | 1,522  | 1,588  | 1,868  | 1,853  | 1,564  | 1,503  | 1,474  | 1,474  | 1,423  | 1,389  | 1,394  |
| 2372 Land subdivision                              | 512    | 538    | 567    | 593    | 590    | 582    | 624    | 616    | 619    | 618    | 622    | 630    |
| 2373 Highway, street, and bridge construction      | 1,448  | 1,462  | 1,408  | 1,387  | 1,417  | 1,447  | 1,417  | 1,402  | 1,369  | 1,346  | 1,355  | 1,386  |
| 2379 Other heavy construction                      | 537    | 543    | 567    | 530    | 541    | 534    | 528    | 529    | 564    | 585    | 625    | 652    |
| 238 Specialty trade contractors                    | 16,551 | 16,676 | 16,803 | 16,707 | 17,031 | 17,174 | 17,478 | 17,716 | 17,624 | 17,527 | 17,655 | 17,749 |
| 2381 Building foundation and exterior contractors  | 3,154  | 3,053  | 3,127  | 3,079  | 3,225  | 3,260  | 3,268  | 3,313  | 3,300  | 3,284  | 3,251  | 3,289  |
| 2382 Building equipment contractors                | 8,116  | 8,223  | 8,210  | 8,212  | 8,389  | 8,424  | 8,447  | 8,511  | 8,493  | 8,393  | 8,480  | 8,616  |
| 2383 Building finishing contractors                | 3,422  | 3,530  | 3,614  | 3,545  | 3,554  | 3,643  | 3,798  | 3,932  | 3,980  | 3,960  | 4,036  | 3,939  |
| 2389 Other specialty trade contractors             | 1,859  | 1,870  | 1,852  | 1,871  | 1,863  | 1,847  | 1,965  | 1,960  | 1,851  | 1,890  | 1,888  | 1,905  |
| 31-33 Manufacturing                                | 13,383 | 13,439 | 13,468 | 13,346 | 13,376 | 13,503 | 13,539 | 13,644 | 13,739 | 13,752 | 13,842 | 13,848 |
| 311 Food manufacturing                             | 6,159  | 6,181  | 6,253  | 6,177  | 6,180  | 6,223  | 6,292  | 6,307  | 6,379  | 6,436  | 6,512  | 6,517  |
| 3111 Animal food manufacturing                     | *      | *      | *      | *      | *      | *      | *      | *      | *      | *      | *      | *      |
| 3112 Grain and oilseed milling                     | 50     | 48     | 49     | 51     | 48     | 47     | 49     | 49     | 49     | 49     | 50     | 48     |
| 3113 Sugar and confectionery product manufacturing | 804    | 799    | 811    | 797    | 810    | 807    | 812    | 809    | 820    | 824    | 827    | 829    |
| 3114 Fruit and vegetable preserving and specialty  | 305    | 304    | 313    | 304    | 321    | 319    | 318    | 328    | 333    | 330    | 333    | 334    |
| 3115 Dairy product manufacturing                   | 323    | 326    | 342    | 343    | 349    | 357    | 362    | 360    | 349    | 354    | 347    | 353    |
| 3116 Animal slaughtering and processing            | 430    | 431    | 436    | 433    | 428    | 442    | 440    | 444    | 436    | 428    | 441    | 439    |
| 3117 Seafood product preparation and packaging     | *      | *      | *      | *      | *      | *      | *      | *      | *      | *      | *      | *      |
| 3118 Bakeries and tortilla manufacturing           | 2,280  | 2,306  | 2,367  | 2,355  | 2,352  | 2,349  | 2,393  | 2,382  | 2,421  | 2,459  | 2,510  | 2,498  |
| 3119 Other food manufacturing                      | 1,908  | 1,911  | 1,880  | 1,846  | 1,823  | 1,852  | 1,875  | 1,895  | 1,930  | 1,952  | 1,963  | 1,976  |
| 312 Beverage and tobacco product manufacturing     | 898    | 898    | 890    | 904    | 893    | 905    | 915    | 911    | 909    | 919    | 895    | 888    |
| 3121 Beverage manufacturing                        | 898    | 898    | 890    | 904    | 893    | 905    | 915    | 911    | 909    | 919    | 895    | 888    |
| 313 Textile mills                                  | *      | *      | *      | *      | *      | *      | *      | *      | *      | *      | *      | *      |
| 3133 Textile and fabric finishing mills            | *      | *      | *      | *      | *      | *      | *      | *      | *      | *      | *      | *      |
| 314 Textile product mills                          | 163    | 172    | 178    | 169    | 172    | 167    | 171    | 171    | 176    | 180    | 181    | 182    |
| 3141 Textile furnishings mills                     | 99     | 108    | 111    | 106    | 110    | 108    | 107    | 108    | 111    | 113    | 112    | 111    |
| 3149 Other textile product mills                   | 64     | 64     | 67     | 63     | 62     | 59     | 64     | 63     | 65     | 67     | 69     | 71     |
| 315 Apparel manufacturing                          | 521    | 536    | 548    | 531    | 529    | 543    | 544    | 548    | 544    | 530    | 527    | 527    |
| 3152 Cut and sew apparel manufacturing             | *      | *      | *      | *      | *      | *      | *      | *      | *      | *      | *      | *      |
| 3159 Accessories and other apparel manufacturing   | *      | *      | *      | *      | *      | *      | *      | *      | *      | *      | *      | *      |
| 316 Leather and allied product manufacturing       | *      | *      | *      | *      | *      | *      | *      | *      | *      | *      | *      | *      |
| 3162 Footwear manufacturing                        | *      | *      | *      | *      | *      | *      | *      | *      | *      | *      | *      | *      |
| 321 Wood product manufacturing                     | 216    | 218    | 218    | 204    | 218    | 219    | 204    | 217    | 248    | 233    | 237    | 236    |
| 3211 Sawmills and wood preservation                | *      | *      | *      | *      | *      | *      | *      | *      | *      | *      | *      | *      |
| 3212 Plywood and engineered wood product mfg.      | 101    | 100    | 102    | 95     | 110    | 113    | 106    | 117    | 149    | 133    | 137    | 137    |
| 3219 Other wood product manufacturing              | *      | *      | *      | *      | *      | *      | *      | *      | *      | *      | *      | *      |
| 322 Paper manufacturing                            | 34     | 34     | 33     | 35     | 35     | 34     | 34     | 34     | 32     | 32     | 32     | 32     |
| 3222 Converted paper product manufacturing         | 34     | 34     | 33     | 35     | 35     | 34     | 34     | 34     | 32     | 32     | 32     | 32     |
| 323 Printing and related support activities        | 825    | 820    | 817    | 820    | 821    | 836    | 818    | 804    | 800    | 813    | 815    | 821    |
| 3231 Printing and related support activities       | 825    | 820    | 817    | 820    | 821    | 836    | 818    | 804    | 800    | 813    | 815    | 821    |
| 324 Petroleum and coal products manufacturing      | 453    | 451    | 454    | 442    | 437    | 430    | 436    | 443    | 432    | 436    | 432    | 442    |
| 3241 Petroleum and coal products manufacturing     | 453    | 451    | 454    | 442    | 437    | 430    | 436    | 443    | 432    | 436    | 432    | 442    |
| 325 Chemical manufacturing                         | 336    | 334    | 345    | 348    | 346    | 364    | 351    | 359    | 357    | 345    | 348    | 350    |
| 3251 Basic chemical manufacturing                  | 108    | 109    | 114    | 109    | 109    | 118    | 115    | 116    | 117    | 117    | 116    | 115    |
| 3253 Agricultural chemical manufacturing           | 54     | 52     | 53     | 59     | 58     | 61     | 55     | 56     | 56     | 59     | 60     | 61     |
| 3254 Pharmaceutical and medicine manufacturing     | 90     | 90     | 90     | 92     | 92     | 96     | 98     | 96     | 97     | 97     | 97     | 98     |

## STATE OF HAWAII

| Industry   | Jan     | Feb     | Mar     | Apr     | May     | Jun     | Jul     | Aug     | Sep     | Oct     | Nov     | Dec     |
|--|---------|---------|---------|---------|---------|---------|---------|---------|---------|---------|---------|---------|
| 3256 Soap, cleaning compound, and toiletry mfg.    | 84      | 83      | 88      | 88      | 87      | 89      | 83      | 91      | 87      | 72      | 75      | 76      |
| 326 Plastics and rubber products manufacturing     | 282     | 283     | 283     | 285     | 286     | 286     | 291     | 298     | 296     | 294     | 300     | 298     |
| 3261 Plastics product manufacturing                | *       | *       | *       | *       | *       | *       | *       | *       | *       | *       | *       | *       |
| 3262 Rubber product manufacturing                  | *       | *       | *       | *       | *       | *       | *       | *       | *       | *       | *       | *       |
| 327 Nonmetallic mineral product manufacturing      | 820     | 842     | 844     | 864     | 867     | 867     | 855     | 835     | 834     | 830     | 819     | 814     |
| 3271 Clay product and refractory manufacturing     | 22      | 21      | 22      | 21      | 22      | 22      | 24      | 24      | 24      | 24      | 24      | 23      |
| 3272 Glass and glass product manufacturing         | 19      | 19      | 20      | 19      | 20      | 18      | 16      | 18      | 16      | 17      | 18      | 18      |
| 3273 Cement and concrete product manufacturing     | 646     | 670     | 673     | 699     | 694     | 699     | 690     | 670     | 665     | 660     | 644     | 642     |
| 3279 Other nonmetallic mineral products            | 133     | 132     | 129     | 125     | 131     | 128     | 125     | 123     | 129     | 129     | 133     | 131     |
| 331 Primary metal manufacturing                    | *       | *       | *       | *       | *       | *       | *       | *       | *       | *       | *       | *       |
| 3312 Steel product mfg. from purchased steel       | *       | *       | *       | *       | *       | *       | *       | *       | *       | *       | *       | *       |
| 332 Fabricated metal product manufacturing         | 329     | 339     | 332     | 322     | 320     | 328     | 336     | 340     | 331     | 317     | 328     | 320     |
| 3322 Cutlery and handtool manufacturing            | *       | *       | *       | *       | *       | *       | *       | *       | *       | *       | *       | *       |
| 3323 Architectural and structural metals mfg.      | 233     | 239     | 232     | 221     | 222     | 229     | 238     | 242     | 233     | 221     | 232     | 222     |
| 3324 Boiler, tank, and shipping container mfg.     | *       | *       | *       | *       | *       | *       | *       | *       | *       | *       | *       | *       |
| 3325 Hardware manufacturing                        | *       | *       | *       | *       | *       | *       | *       | *       | *       | *       | *       | *       |
| 3327 Machine shops and threaded product mfg.       | 37      | 40      | 38      | 40      | 39      | 39      | 39      | 39      | 39      | 37      | 37      | 36      |
| 3328 Coating, engraving, and heat treating metals  | *       | *       | *       | *       | *       | *       | *       | *       | *       | *       | *       | *       |
| 333 Machinery manufacturing                        | 60      | 61      | 60      | 60      | 59      | 57      | 57      | 58      | 56      | 57      | 57      | 55      |
| 3331 Ag., construction, and mining machinery mfg.  | *       | *       | *       | *       | *       | *       | *       | *       | *       | *       | *       | *       |
| 3333 Commercial and service industry machinery     | *       | *       | *       | *       | *       | *       | *       | *       | *       | *       | *       | *       |
| 3334 HVAC and commercial refrigeration equipment   | *       | *       | *       | *       | *       | *       | *       | *       | *       | *       | *       | *       |
| 334 Computer and electronic product manufacturing  | 154     | 153     | 174     | 180     | 180     | 176     | 182     | 183     | 186     | 179     | 191     | 184     |
| 3341 Computer and peripheral equipment mfg.        | *       | *       | *       | *       | *       | *       | *       | *       | *       | *       | *       | *       |
| 3342 Communications equipment manufacturing        | *       | *       | *       | *       | *       | *       | *       | *       | *       | *       | *       | *       |
| 3344 Semiconductor and electronic component mfg.   | *       | *       | *       | *       | *       | *       | *       | *       | *       | *       | *       | *       |
| 3345 Electronic instrument manufacturing           | *       | *       | *       | *       | *       | *       | *       | *       | *       | *       | *       | *       |
| 335 Electrical equipment and appliance mfg.        | *       | *       | *       | *       | *       | *       | *       | *       | *       | *       | *       | *       |
| 3351 Electric lighting equipment manufacturing     | *       | *       | *       | *       | *       | *       | *       | *       | *       | *       | *       | *       |
| 336 Transportation equipment manufacturing         | 758     | 744     | 700     | 663     | 688     | 722     | 703     | 784     | 786     | 780     | 786     | 814     |
| 3362 Motor vehicle body and trailer manufacturing  | *       | *       | *       | *       | *       | *       | *       | *       | *       | *       | *       | *       |
| 3363 Motor vehicle parts manufacturing             | *       | *       | *       | *       | *       | *       | *       | *       | *       | *       | *       | *       |
| 3364 Aerospace product and parts manufacturing     | *       | *       | *       | *       | *       | *       | *       | *       | *       | *       | *       | *       |
| 3366 Ship and boat building                        | 731     | 717     | 670     | 636     | 659     | 694     | 676     | 756     | 758     | 752     | 757     | 787     |
| 337 Furniture and related product manufacturing    | 345     | 347     | 340     | 345     | 343     | 341     | 348     | 345     | 357     | 367     | 361     | 348     |
| 3371 Household and institutional furniture mfg.    | 253     | 252     | 249     | 255     | 251     | 248     | 257     | 251     | 261     | 271     | 266     | 254     |
| 3372 Office furniture and fixtures manufacturing   | 38      | 39      | 38      | 37      | 40      | 38      | 39      | 40      | 39      | 41      | 39      | 38      |
| 3379 Other furniture related product manufacturing | 54      | 56      | 53      | 53      | 52      | 55      | 52      | 54      | 57      | 55      | 56      | 56      |
| 339 Miscellaneous manufacturing                    | 905     | 902     | 873     | 867     | 866     | 866     | 872     | 871     | 882     | 876     | 891     | 890     |
| 3391 Medical equipment and supplies manufacturing  | 203     | 209     | 187     | 187     | 183     | 181     | 178     | 181     | 182     | 183     | 178     | 178     |
| 3399 Other miscellaneous manufacturing             | 702     | 693     | 686     | 680     | 683     | 685     | 694     | 690     | 700     | 693     | 713     | 712     |
| Service Providing                                  | 425,795 | 428,679 | 430,077 | 431,366 | 433,979 | 434,831 | 435,112 | 437,102 | 436,968 | 437,948 | 443,257 | 446,549 |
| 22 Utilities                                       | 3,721   | 3,728   | 3,736   | 3,732   | 3,739   | 3,792   | 3,805   | 3,794   | 3,784   | 3,781   | 3,796   | 3,792   |
| 221 Utilities                                      | 3,721   | 3,728   | 3,736   | 3,732   | 3,739   | 3,792   | 3,805   | 3,794   | 3,784   | 3,781   | 3,796   | 3,792   |
| 2211 Power generation and supply                   | 3,141   | 3,150   | 3,154   | 3,160   | 3,156   | 3,182   | 3,194   | 3,199   | 3,195   | 3,214   | 3,226   | 3,226   |
| 2212 Natural gas distribution                      | *       | *       | *       | *       | *       | *       | *       | *       | *       | *       | *       | *       |

STATE OF HAWAII

| Industry   | Jan    | Feb    | Mar    | Apr    | May    | Jun    | Jul    | Aug    | Sep    | Oct    | Nov    | Dec    |
|--|--------|--------|--------|--------|--------|--------|--------|--------|--------|--------|--------|--------|
| 2213 Water, sewage and other systems               | *      | *      | *      | *      | *      | *      | *      | *      | *      | *      | *      | *      |
| 42 Wholesale Trade                                 | 17,734 | 17,647 | 17,759 | 17,727 | 17,684 | 17,725 | 17,738 | 17,757 | 17,796 | 17,714 | 17,803 | 17,823 |
| 423 Merchant wholesalers, durable goods            | 6,364  | 6,314  | 6,361  | 6,371  | 6,365  | 6,388  | 6,352  | 6,335  | 6,399  | 6,378  | 6,374  | 6,378  |
| 4231 Motor vehicle and parts merchant wholesalers  | 394    | 399    | 402    | 393    | 403    | 407    | 416    | 409    | 415    | 429    | 407    | 401    |
| 4232 Furniture and furnishing merchant wholesalers | 240    | 244    | 246    | 249    | 250    | 255    | 238    | 236    | 247    | 240    | 243    | 245    |
| 4233 Lumber and const. supply merchant wholesalers | 902    | 892    | 895    | 898    | 893    | 911    | 911    | 913    | 919    | 928    | 936    | 958    |
| 4234 Commercial equip. merchant wholesalers        | 1,127  | 1,114  | 1,109  | 1,101  | 1,106  | 1,093  | 1,093  | 1,093  | 1,106  | 1,107  | 1,096  | 1,086  |
| 4235 Metal and mineral merchant wholesalers        | 103    | 105    | 108    | 109    | 108    | 106    | 105    | 105    | 105    | 104    | 104    | 105    |
| 4236 Appliance and electric goods merchant whls.   | 493    | 484    | 501    | 490    | 495    | 504    | 504    | 499    | 495    | 499    | 497    | 499    |
| 4237 Hardware and plumbing merchant wholesalers    | 641    | 630    | 636    | 636    | 640    | 650    | 648    | 643    | 653    | 657    | 653    | 647    |
| 4238 Machinery and supply merchant wholesalers     | 984    | 983    | 995    | 1,028  | 1,023  | 1,021  | 1,012  | 1,014  | 1,009  | 1,012  | 1,031  | 1,036  |
| 4239 Misc. durable goods merchant wholesalers      | 1,480  | 1,463  | 1,469  | 1,467  | 1,447  | 1,441  | 1,425  | 1,423  | 1,450  | 1,402  | 1,407  | 1,401  |
| 424 Merchant wholesalers, nondurable goods         | 9,428  | 9,391  | 9,457  | 9,432  | 9,387  | 9,417  | 9,472  | 9,460  | 9,444  | 9,420  | 9,480  | 9,487  |
| 4241 Paper and paper product merchant wholesalers  | 547    | 540    | 549    | 561    | 557    | 560    | 563    | 558    | 563    | 545    | 554    | 554    |
| 4242 Druggists' goods merchant wholesalers         | 603    | 603    | 603    | 594    | 598    | 589    | 590    | 586    | 575    | 578    | 608    | 587    |
| 4243 Apparel and piece goods merchant wholesalers  | 398    | 399    | 402    | 414    | 408    | 400    | 405    | 405    | 399    | 410    | 403    | 405    |
| 4244 Grocery and related product wholesalers       | 4,616  | 4,620  | 4,646  | 4,638  | 4,631  | 4,667  | 4,681  | 4,685  | 4,693  | 4,671  | 4,678  | 4,675  |
| 4245 Farm product raw material merch. whls.        | *      | *      | *      | *      | *      | *      | *      | *      | *      | *      | *      | *      |
| 4246 Chemical merchant wholesalers                 | *      | *      | *      | *      | *      | *      | *      | *      | *      | *      | *      | *      |
| 4247 Petroleum merchant wholesalers                | 569    | 568    | 569    | 569    | 567    | 571    | 572    | 558    | 557    | 559    | 553    | 564    |
| 4248 Alcoholic beverage merchant wholesalers       | 1,156  | 1,157  | 1,166  | 1,158  | 1,166  | 1,156  | 1,159  | 1,152  | 1,157  | 1,156  | 1,168  | 1,171  |
| 4249 Misc. nondurable goods merchant wholesalers   | 1,315  | 1,278  | 1,296  | 1,274  | 1,236  | 1,246  | 1,273  | 1,291  | 1,275  | 1,274  | 1,288  | 1,302  |
| 425 Electronic markets and agents and brokers      | 1,942  | 1,942  | 1,941  | 1,924  | 1,932  | 1,920  | 1,914  | 1,962  | 1,953  | 1,916  | 1,949  | 1,958  |
| 4251 Electronic markets and agents and brokers     | 1,942  | 1,942  | 1,941  | 1,924  | 1,932  | 1,920  | 1,914  | 1,962  | 1,953  | 1,916  | 1,949  | 1,958  |
| 44-45 Retail Trade                                 | 69,280 | 68,731 | 69,023 | 68,699 | 68,723 | 69,113 | 69,273 | 69,335 | 69,308 | 69,314 | 71,889 | 73,021 |
| 441 Motor vehicle and parts dealers                | 6,247  | 6,326  | 6,387  | 6,423  | 6,466  | 6,488  | 6,461  | 6,465  | 6,498  | 6,512  | 6,549  | 6,569  |
| 4411 Automobile dealers                            | 3,936  | 4,003  | 4,030  | 4,068  | 4,112  | 4,135  | 4,148  | 4,176  | 4,206  | 4,207  | 4,213  | 4,237  |
| 4412 Other motor vehicle dealers                   | 352    | 354    | 351    | 347    | 353    | 378    | 345    | 349    | 351    | 369    | 379    | 374    |
| 4413 Auto parts, accessories, and tire stores      | 1,959  | 1,969  | 2,006  | 2,008  | 2,001  | 1,975  | 1,968  | 1,940  | 1,941  | 1,936  | 1,957  | 1,958  |
| 442 Furniture and home furnishings stores          | 1,393  | 1,377  | 1,366  | 1,446  | 1,427  | 1,394  | 1,401  | 1,378  | 1,372  | 1,395  | 1,424  | 1,449  |
| 4421 Furniture stores                              | 521    | 513    | 526    | 524    | 530    | 539    | 537    | 520    | 511    | 517    | 523    | 533    |
| 4422 Home furnishings stores                       | 872    | 864    | 840    | 922    | 897    | 855    | 864    | 858    | 861    | 878    | 901    | 916    |
| 443 Electronics and appliance stores               | 1,426  | 1,370  | 1,344  | 1,349  | 1,339  | 1,345  | 1,331  | 1,342  | 1,349  | 1,357  | 1,413  | 1,434  |
| 4431 Electronics and appliance stores              | 1,426  | 1,370  | 1,344  | 1,349  | 1,339  | 1,345  | 1,331  | 1,342  | 1,349  | 1,357  | 1,413  | 1,434  |
| 444 Building material and garden supply stores     | 4,043  | 4,067  | 4,236  | 4,155  | 4,168  | 4,165  | 4,127  | 4,232  | 4,282  | 4,246  | 4,237  | 4,230  |
| 4441 Building material and supplies dealers        | 3,817  | 3,840  | 4,005  | 3,942  | 3,960  | 3,948  | 3,910  | 4,004  | 4,051  | 4,013  | 4,003  | 3,999  |
| 4442 Lawn and garden equipment and supplies stores | 226    | 227    | 231    | 213    | 208    | 217    | 217    | 228    | 231    | 233    | 234    | 231    |
| 445 Food and beverage stores                       | 13,811 | 13,868 | 13,916 | 13,881 | 13,863 | 14,020 | 14,012 | 14,052 | 14,266 | 14,191 | 14,347 | 14,462 |
| 4451 Grocery stores                                | 12,016 | 12,057 | 12,129 | 12,105 | 12,088 | 12,228 | 12,200 | 12,271 | 12,473 | 12,382 | 12,475 | 12,556 |
| 4452 Specialty food stores                         | 1,605  | 1,615  | 1,593  | 1,582  | 1,579  | 1,592  | 1,613  | 1,593  | 1,596  | 1,608  | 1,675  | 1,704  |
| 4453 Beer, wine, and liquor stores                 | 190    | 196    | 194    | 194    | 196    | 200    | 199    | 188    | 197    | 201    | 197    | 202    |
| 446 Health and personal care stores                | 5,305  | 5,309  | 5,322  | 5,291  | 5,347  | 5,440  | 5,459  | 5,473  | 5,454  | 5,427  | 5,604  | 5,698  |
| 4461 Health and personal care stores               | 5,305  | 5,309  | 5,322  | 5,291  | 5,347  | 5,440  | 5,459  | 5,473  | 5,454  | 5,427  | 5,604  | 5,698  |
| 447 Gasoline stations                              | 2,220  | 2,211  | 2,227  | 2,216  | 2,221  | 2,232  | 2,218  | 2,223  | 2,222  | 2,178  | 2,184  | 2,237  |
| 4471 Gasoline stations                             | 2,220  | 2,211  | 2,227  | 2,216  | 2,221  | 2,232  | 2,218  | 2,223  | 2,222  | 2,178  | 2,184  | 2,237  |
| 448 Clothing and clothing accessories stores       | 11,885 | 11,591 | 11,545 | 11,366 | 11,274 | 11,393 | 11,411 | 11,335 | 11,180 | 11,088 | 12,328 | 12,609 |

STATE OF HAWAII

| Industry  | Jan    | Feb    | Mar    | Apr    | May    | Jun    | Jul    | Aug    | Sep    | Oct    | Nov    | Dec    |
|---|--------|--------|--------|--------|--------|--------|--------|--------|--------|--------|--------|--------|
| 4481 Clothing stores                              | 8,826  | 8,553  | 8,512  | 8,360  | 8,282  | 8,416  | 8,401  | 8,347  | 8,200  | 8,152  | 9,210  | 9,450  |
| 4482 Shoe stores                                  | 993    | 965    | 953    | 960    | 969    | 969    | 1,001  | 989    | 987    | 971    | 1,119  | 1,135  |
| 4483 Jewelry, luggage, and leather goods stores   | 2,066  | 2,073  | 2,080  | 2,046  | 2,023  | 2,008  | 2,009  | 1,999  | 1,993  | 1,965  | 1,999  | 2,024  |
| 451 Sports, hobby, music instrument, book stores  | 2,955  | 2,872  | 2,844  | 2,773  | 2,766  | 2,819  | 2,956  | 2,994  | 2,948  | 2,970  | 3,209  | 3,252  |
| 4511 Sporting goods and musical instrument stores | 2,603  | 2,502  | 2,483  | 2,419  | 2,412  | 2,459  | 2,577  | 2,608  | 2,561  | 2,583  | 2,814  | 2,850  |
| 4512 Book stores and news dealers                 | 352    | 370    | 361    | 354    | 354    | 360    | 379    | 386    | 387    | 387    | 395    | 402    |
| 452 General merchandise stores                    | 13,979 | 13,668 | 13,787 | 13,698 | 13,723 | 13,688 | 13,743 | 13,715 | 13,588 | 13,792 | 14,427 | 14,856 |
| 4521 Department stores                            | 10,506 | 10,237 | 10,352 | 10,215 | 10,232 | 10,227 | 10,295 | 10,257 | 10,128 | 10,348 | 10,840 | 11,231 |
| 4529 Other general merchandise stores             | 3,473  | 3,431  | 3,435  | 3,483  | 3,491  | 3,461  | 3,448  | 3,458  | 3,460  | 3,444  | 3,587  | 3,625  |
| 453 Miscellaneous store retailers                 | 5,565  | 5,605  | 5,579  | 5,613  | 5,625  | 5,618  | 5,619  | 5,596  | 5,633  | 5,625  | 5,624  | 5,660  |
| 4531 Florists                                     | 477    | 523    | 481    | 482    | 510    | 482    | 473    | 471    | 463    | 462    | 475    | 477    |
| 4532 Office supplies, stationery, and gift stores | 3,187  | 3,166  | 3,168  | 3,208  | 3,195  | 3,189  | 3,198  | 3,178  | 3,204  | 3,212  | 3,182  | 3,191  |
| 4533 Used merchandise stores                      | 510    | 502    | 510    | 512    | 509    | 508    | 492    | 493    | 500    | 493    | 510    | 506    |
| 4539 Other miscellaneous store retailers          | 1,391  | 1,414  | 1,420  | 1,411  | 1,411  | 1,439  | 1,456  | 1,454  | 1,466  | 1,458  | 1,457  | 1,486  |
| 454 Nonstore retailers                            | 451    | 467    | 470    | 488    | 504    | 511    | 535    | 530    | 516    | 533    | 543    | 565    |
| 4541 Electronic shopping and mail/order houses    | 167    | 179    | 176    | 190    | 199    | 205    | 223    | 223    | 217    | 218    | 226    | 225    |
| 4542 Vending machine operators                    | 80     | 84     | 85     | 93     | 96     | 93     | 98     | 98     | 102    | 103    | 105    | 105    |
| 4543 Direct selling establishments                | 204    | 204    | 209    | 205    | 209    | 213    | 214    | 209    | 197    | 212    | 212    | 235    |
| 48-49 Transportation and Warehousing              | 25,134 | 25,373 | 25,440 | 25,476 | 25,611 | 25,720 | 25,686 | 25,935 | 25,984 | 26,048 | 26,106 | 26,471 |
| 481 Air transportation                            | 8,015  | 8,046  | 8,112  | 8,212  | 8,265  | 8,286  | 8,327  | 8,373  | 8,381  | 8,566  | 8,431  | 8,469  |
| 4811 Scheduled air transportation                 | 7,776  | 7,797  | 7,864  | 7,966  | 7,992  | 8,019  | 8,065  | 8,104  | 8,109  | 8,292  | 8,141  | 8,167  |
| 4812 Nonscheduled air transportation              | 239    | 249    | 248    | 246    | 273    | 267    | 262    | 269    | 272    | 274    | 290    | 302    |
| 483 Water transportation                          | 1,710  | 1,749  | 1,705  | 1,716  | 1,673  | 1,742  | 1,692  | 1,685  | 1,753  | 1,721  | 1,714  | 1,731  |
| 4831 Sea, coastal, and Great Lakes transportation | *      | *      | *      | *      | *      | *      | *      | *      | *      | *      | *      | *      |
| 4832 Inland water transportation                  | *      | *      | *      | *      | *      | *      | *      | *      | *      | *      | *      | *      |
| 484 Truck transportation                          | 3,092  | 3,145  | 3,131  | 3,111  | 3,205  | 3,272  | 3,261  | 3,252  | 3,240  | 3,207  | 3,197  | 3,191  |
| 4841 General freight trucking                     | 1,589  | 1,606  | 1,603  | 1,593  | 1,619  | 1,639  | 1,639  | 1,659  | 1,647  | 1,628  | 1,647  | 1,657  |
| 4842 Specialized freight trucking                 | 1,503  | 1,539  | 1,528  | 1,518  | 1,586  | 1,633  | 1,622  | 1,593  | 1,593  | 1,579  | 1,550  | 1,534  |
| 485 Transit and ground passenger transportation   | 2,566  | 2,667  | 2,705  | 2,686  | 2,694  | 2,553  | 2,502  | 2,688  | 2,712  | 2,686  | 2,709  | 2,693  |
| 4853 Taxi and limousine service                   | *      | *      | *      | *      | *      | *      | *      | *      | *      | *      | *      | *      |
| 4854 School and employee bus transportation       | 1,078  | 1,092  | 1,095  | 1,082  | 1,082  | 909    | 889    | 1,060  | 1,075  | 1,072  | 1,074  | 1,068  |
| 4855 Charter bus industry                         | *      | *      | *      | *      | *      | *      | *      | *      | *      | *      | *      | *      |
| 4859 Other ground passenger transportation        | 1,011  | 1,051  | 1,082  | 1,083  | 1,113  | 1,115  | 1,080  | 1,076  | 1,087  | 1,043  | 1,065  | 1,072  |
| 487 Scenic and sightseeing transportation         | 3,912  | 3,953  | 3,988  | 3,969  | 3,953  | 3,971  | 4,011  | 4,032  | 3,982  | 3,942  | 3,907  | 3,979  |
| 4871 Scenic and sightseeing transportation, land  | 1,686  | 1,710  | 1,731  | 1,679  | 1,680  | 1,661  | 1,646  | 1,667  | 1,655  | 1,652  | 1,644  | 1,644  |
| 4872 Scenic and sightseeing transportation, water | 1,801  | 1,815  | 1,832  | 1,866  | 1,845  | 1,866  | 1,915  | 1,911  | 1,883  | 1,847  | 1,818  | 1,898  |
| 4879 Scenic and sightseeing transportation, other | 425    | 428    | 425    | 424    | 428    | 444    | 450    | 454    | 444    | 443    | 445    | 437    |
| 488 Support activities for transportation         | 4,001  | 3,974  | 3,947  | 3,932  | 3,972  | 4,036  | 4,057  | 4,063  | 4,081  | 4,059  | 4,117  | 4,181  |
| 4881 Support activities for air transportation    | 2,046  | 1,995  | 1,976  | 1,953  | 1,986  | 2,023  | 2,033  | 2,033  | 2,029  | 2,081  | 2,141  | 2,167  |
| 4883 Support activities for water transportation  | *      | *      | *      | *      | *      | *      | *      | *      | *      | *      | *      | *      |
| 4884 Support activities for road transportation   | 294    | 299    | 312    | 299    | 308    | 321    | 325    | 326    | 328    | 311    | 295    | 305    |
| 4885 Freight transportation arrangement           | 460    | 459    | 455    | 459    | 459    | 458    | 460    | 471    | 470    | 445    | 434    | 442    |
| 4889 Other support activities for transportation  | *      | *      | *      | *      | *      | *      | *      | *      | *      | *      | *      | *      |
| 491 Postal service                                | 12     | 12     | 4      | 11     | 9      | 11     | 11     | 11     | 10     | 11     | 10     | 10     |
| 4911 Postal service                               | 12     | 12     | 4      | 11     | 9      | 11     | 11     | 11     | 10     | 11     | 10     | 10     |
| 492 Couriers and messengers                       | 1,232  | 1,241  | 1,255  | 1,249  | 1,245  | 1,255  | 1,242  | 1,246  | 1,244  | 1,273  | 1,425  | 1,625  |

## STATE OF HAWAII

| Industry   | Jan    | Feb    | Mar    | Apr    | May    | Jun    | Jul    | Aug    | Sep    | Oct    | Nov    | Dec    |
|--|--------|--------|--------|--------|--------|--------|--------|--------|--------|--------|--------|--------|
| 4921 Couriers and express delivery services        | 1,082  | 1,087  | 1,101  | 1,098  | 1,090  | 1,097  | 1,081  | 1,078  | 1,081  | 1,102  | 1,252  | 1,455  |
| 4922 Local messengers and local delivery           | 150    | 154    | 154    | 151    | 155    | 158    | 161    | 168    | 163    | 171    | 173    | 170    |
| 493 Warehousing and storage                        | 594    | 586    | 593    | 590    | 595    | 594    | 583    | 585    | 581    | 583    | 596    | 592    |
| 4931 Warehousing and storage                       | 594    | 586    | 593    | 590    | 595    | 594    | 583    | 585    | 581    | 583    | 596    | 592    |
| 51 Information                                     | 8,312  | 8,422  | 8,461  | 8,399  | 8,033  | 7,943  | 9,639  | 8,378  | 8,783  | 9,424  | 9,588  | 9,867  |
| 511 Publishing industries, except Internet         | 1,372  | 1,393  | 1,397  | 1,383  | 1,354  | 1,326  | 1,308  | 1,301  | 1,303  | 1,312  | 1,315  | 1,338  |
| 5111 Newspaper, book, and directory publishers     | 1,255  | 1,262  | 1,271  | 1,253  | 1,239  | 1,254  | 1,238  | 1,227  | 1,229  | 1,235  | 1,237  | 1,249  |
| 5112 Software publishers                           | 117    | 131    | 126    | 130    | 115    | 72     | 70     | 74     | 74     | 77     | 78     | 89     |
| 512 Motion picture and sound recording industries  | 1,460  | 1,561  | 1,592  | 1,508  | 1,140  | 1,139  | 2,841  | 1,594  | 1,992  | 2,578  | 2,710  | 2,936  |
| 5121 Motion picture and video industries           | 1,444  | 1,543  | 1,574  | 1,489  | 1,119  | 1,119  | 2,824  | 1,577  | 1,978  | 2,561  | 2,693  | 2,920  |
| 5122 Sound recording industries                    | 16     | 18     | 18     | 19     | 21     | 20     | 17     | 17     | 14     | 17     | 17     | 16     |
| 515 Broadcasting, except Internet                  | 1,032  | 1,036  | 1,043  | 1,039  | 1,044  | 1,050  | 1,047  | 1,032  | 1,025  | 1,042  | 1,043  | 1,051  |
| 5151 Radio and television broadcasting             | 963    | 966    | 973    | 967    | 970    | 978    | 977    | 960    | 952    | 966    | 966    | 977    |
| 5152 Cable and other subscription programming      | 69     | 70     | 70     | 72     | 74     | 72     | 70     | 72     | 73     | 76     | 77     | 74     |
| 517 Telecommunications                             | 3,699  | 3,687  | 3,693  | 3,711  | 3,776  | 3,722  | 3,739  | 3,738  | 3,744  | 3,771  | 3,794  | 3,808  |
| 5171 Wired telecommunications carriers             | 2,770  | 2,762  | 2,787  | 2,791  | 2,797  | 2,808  | 2,813  | 2,810  | 2,812  | 2,821  | 2,824  | 2,825  |
| 5172 Wireless telecommunications carriers          | 779    | 780    | 750    | 761    | 828    | 755    | 768    | 767    | 769    | 784    | 803    | 819    |
| 5174 Satellite telecommunications                  | 14     | 14     | 14     | 14     | 14     | 13     | 12     | 12     | 11     | 11     | 11     | 11     |
| 5179 Other telecommunications                      | 136    | 131    | 142    | 145    | 137    | 146    | 146    | 149    | 152    | 155    | 156    | 153    |
| 518 Data processing, hosting and related services  | 515    | 504    | 498    | 515    | 499    | 489    | 490    | 492    | 488    | 489    | 498    | 504    |
| 5182 Data processing, hosting and related services | 515    | 504    | 498    | 515    | 499    | 489    | 490    | 492    | 488    | 489    | 498    | 504    |
| 519 Other information services                     | 234    | 241    | 238    | 243    | 220    | 217    | 214    | 221    | 231    | 232    | 228    | 230    |
| 5191 Other information services                    | 234    | 241    | 238    | 243    | 220    | 217    | 214    | 221    | 231    | 232    | 228    | 230    |
| 52 Finance and Insurance                           | 15,080 | 15,100 | 15,208 | 15,158 | 15,180 | 15,234 | 15,170 | 15,159 | 15,142 | 15,129 | 15,152 | 15,141 |
| 522 Credit intermediation and related activities   | 7,347  | 7,343  | 7,426  | 7,370  | 7,423  | 7,435  | 7,420  | 7,398  | 7,377  | 7,389  | 7,372  | 7,367  |
| 5221 Depository credit intermediation              | 6,091  | 6,068  | 6,149  | 6,083  | 6,090  | 6,135  | 6,110  | 6,108  | 6,107  | 6,108  | 6,092  | 6,098  |
| 5222 Nondepository credit intermediation           | 879    | 886    | 886    | 900    | 930    | 921    | 922    | 922    | 912    | 907    | 911    | 903    |
| 5223 Activities related to credit intermediation   | 377    | 389    | 391    | 387    | 403    | 379    | 388    | 368    | 358    | 374    | 369    | 366    |
| 523 Securities, commodity contracts, investments   | 1,056  | 1,055  | 1,037  | 1,059  | 1,055  | 1,038  | 1,072  | 1,074  | 1,058  | 1,058  | 1,058  | 1,048  |
| 5231 Securities and commodity contracts brokerage  | 634    | 638    | 619    | 631    | 630    | 615    | 643    | 643    | 628    | 635    | 638    | 628    |
| 5232 Securities and commodity exchanges            | *      | *      | *      | *      | *      | *      | *      | *      | *      | *      | *      | *      |
| 5239 Other financial investment activities         | *      | *      | *      | *      | *      | *      | *      | *      | *      | *      | *      | *      |
| 524 Insurance carriers and related activities      | 6,664  | 6,693  | 6,738  | 6,716  | 6,688  | 6,747  | 6,665  | 6,674  | 6,692  | 6,665  | 6,708  | 6,710  |
| 5241 Insurance carriers                            | 4,500  | 4,535  | 4,569  | 4,545  | 4,531  | 4,563  | 4,493  | 4,499  | 4,514  | 4,490  | 4,511  | 4,531  |
| 5242 Insurance agencies and brokerages             | 2,164  | 2,158  | 2,169  | 2,171  | 2,157  | 2,184  | 2,172  | 2,175  | 2,178  | 2,175  | 2,197  | 2,179  |
| 525 Funds, trusts, and other financial vehicles    | 13     | 9      | 7      | 13     | 14     | 14     | 13     | 13     | 15     | 17     | 14     | 16     |
| 5251 Insurance and employee benefit funds          | *      | *      | *      | *      | *      | *      | *      | *      | *      | *      | *      | *      |
| 5259 Other investment pools and funds              | *      | *      | *      | *      | *      | *      | *      | *      | *      | *      | *      | *      |
| 53 Real Estate and Rental and Leasing              | 11,482 | 11,560 | 11,701 | 11,771 | 11,858 | 11,801 | 11,878 | 11,811 | 11,852 | 11,802 | 11,840 | 12,069 |
| 531 Real estate                                    | 7,283  | 7,268  | 7,353  | 7,381  | 7,406  | 7,432  | 7,463  | 7,452  | 7,457  | 7,527  | 7,547  | 7,657  |
| 5311 Lessors of real estate                        | 2,714  | 2,674  | 2,747  | 2,752  | 2,725  | 2,741  | 2,715  | 2,715  | 2,718  | 2,745  | 2,746  | 2,766  |
| 5312 Offices of real estate agents and brokers     | 1,437  | 1,441  | 1,438  | 1,476  | 1,482  | 1,467  | 1,488  | 1,484  | 1,499  | 1,552  | 1,563  | 1,609  |
| 5313 Activities related to real estate             | 3,132  | 3,153  | 3,168  | 3,153  | 3,199  | 3,224  | 3,260  | 3,253  | 3,240  | 3,230  | 3,238  | 3,282  |
| 532 Rental and leasing services                    | 4,191  | 4,284  | 4,340  | 4,382  | 4,444  | 4,361  | 4,407  | 4,351  | 4,387  | 4,266  | 4,285  | 4,405  |
| 5321 Automotive equipment rental and leasing       | 2,387  | 2,414  | 2,452  | 2,468  | 2,481  | 2,483  | 2,494  | 2,478  | 2,459  | 2,418  | 2,449  | 2,487  |
| 5322 Consumer goods rental                         | 1,181  | 1,201  | 1,195  | 1,199  | 1,208  | 1,197  | 1,276  | 1,235  | 1,236  | 1,193  | 1,210  | 1,263  |

## STATE OF HAWAII

| Industry  | Jan    | Feb    | Mar    | Apr    | May    | Jun    | Jul    | Aug    | Sep    | Oct    | Nov    | Dec    |
|---|--------|--------|--------|--------|--------|--------|--------|--------|--------|--------|--------|--------|
| 5323 General rental centers                       | 94     | 96     | 95     | 96     | 95     | 99     | 97     | 98     | 100    | 100    | 101    | 100    |
| 5324 Machinery and equipment rental and leasing   | 529    | 573    | 598    | 619    | 660    | 582    | 540    | 540    | 592    | 555    | 525    | 555    |
| 533 Lessors of nonfinancial intangible assets     | 8      | 8      | 8      | 8      | 8      | 8      | 8      | 8      | 8      | 9      | 8      | 7      |
| 5331 Lessors of nonfinancial intangible assets    | 8      | 8      | 8      | 8      | 8      | 8      | 8      | 8      | 8      | 9      | 8      | 7      |
| 54 Professional and Technical Services            | 24,440 | 24,829 | 24,847 | 24,638 | 24,197 | 24,226 | 24,302 | 24,200 | 24,143 | 24,203 | 24,307 | 24,712 |
| 541 Professional and technical services           | 24,440 | 24,829 | 24,847 | 24,638 | 24,197 | 24,226 | 24,302 | 24,200 | 24,143 | 24,203 | 24,307 | 24,712 |
| 5411 Legal services                               | 3,449  | 3,456  | 3,479  | 3,473  | 3,518  | 3,563  | 3,577  | 3,542  | 3,520  | 3,527  | 3,539  | 3,597  |
| 5412 Accounting and bookkeeping services          | 3,103  | 3,413  | 3,435  | 3,433  | 2,748  | 2,670  | 2,652  | 2,636  | 2,652  | 2,672  | 2,685  | 2,910  |
| 5413 Architectural and engineering services       | 5,075  | 5,101  | 5,100  | 5,070  | 5,172  | 5,251  | 5,279  | 5,263  | 5,205  | 5,230  | 5,262  | 5,284  |
| 5414 Specialized design services                  | 272    | 261    | 269    | 260    | 265    | 265    | 271    | 265    | 262    | 247    | 250    | 270    |
| 5415 Computer systems design and related services | 4,909  | 4,974  | 4,984  | 4,895  | 4,831  | 4,828  | 4,847  | 4,842  | 4,799  | 4,806  | 4,806  | 4,796  |
| 5416 Management and technical consulting services | 1,950  | 1,929  | 1,962  | 1,979  | 2,057  | 2,034  | 2,040  | 1,995  | 2,029  | 2,140  | 2,168  | 2,167  |
| 5417 Scientific research and development services | 2,271  | 2,293  | 2,247  | 2,182  | 2,180  | 2,170  | 2,179  | 2,174  | 2,159  | 2,065  | 2,050  | 2,051  |
| 5418 Advertising, PR, and related services        | 1,139  | 1,144  | 1,097  | 1,107  | 1,156  | 1,145  | 1,159  | 1,151  | 1,191  | 1,203  | 1,200  | 1,235  |
| 5419 Other professional and technical services    | 2,272  | 2,258  | 2,274  | 2,239  | 2,270  | 2,300  | 2,298  | 2,332  | 2,326  | 2,313  | 2,347  | 2,402  |
| 55 Management of Companies and Enterprises        | 8,173  | 8,152  | 8,152  | 8,191  | 8,187  | 8,183  | 8,239  | 8,224  | 8,294  | 8,319  | 8,359  | 8,358  |
| 551 Management of companies and enterprises       | 8,173  | 8,152  | 8,152  | 8,191  | 8,187  | 8,183  | 8,239  | 8,224  | 8,294  | 8,319  | 8,359  | 8,358  |
| 5511 Management of companies and enterprises      | 8,173  | 8,152  | 8,152  | 8,191  | 8,187  | 8,183  | 8,239  | 8,224  | 8,294  | 8,319  | 8,359  | 8,358  |
| 56 Administrative and Waste Services              | 45,544 | 46,114 | 46,512 | 46,663 | 46,737 | 46,873 | 47,168 | 47,821 | 47,522 | 48,557 | 49,296 | 48,937 |
| 561 Administrative and support services           | 43,656 | 44,165 | 44,567 | 44,724 | 44,779 | 44,927 | 45,198 | 45,863 | 45,569 | 46,594 | 47,315 | 46,997 |
| 5611 Office administrative services               | 303    | 304    | 287    | 292    | 299    | 303    | 300    | 299    | 296    | 274    | 289    | 282    |
| 5612 Facilities support services                  | 1,356  | 1,352  | 1,286  | 1,274  | 1,218  | 1,191  | 1,105  | 1,124  | 1,134  | 1,128  | 1,106  | 1,101  |
| 5613 Employment services                          | 17,772 | 17,980 | 18,272 | 18,477 | 18,489 | 18,691 | 19,085 | 19,691 | 19,404 | 20,360 | 20,893 | 20,578 |
| 5614 Business support services                    | 947    | 933    | 942    | 932    | 922    | 943    | 950    | 943    | 913    | 920    | 921    | 955    |
| 5615 Travel arrangement and reservation services  | 4,551  | 4,654  | 4,681  | 4,679  | 4,724  | 4,767  | 4,815  | 4,811  | 4,794  | 4,808  | 4,815  | 4,806  |
| 5616 Investigation and security services          | 7,154  | 7,137  | 7,174  | 7,085  | 7,100  | 7,113  | 6,982  | 6,939  | 7,031  | 7,080  | 7,186  | 7,202  |
| 5617 Services to buildings and dwellings          | 10,693 | 10,860 | 11,045 | 11,045 | 11,116 | 11,037 | 11,052 | 11,154 | 11,095 | 11,141 | 11,193 | 11,184 |
| 5619 Other support services                       | 880    | 945    | 880    | 940    | 911    | 882    | 909    | 902    | 902    | 883    | 912    | 889    |
| 562 Waste management and remediation services     | 1,888  | 1,949  | 1,945  | 1,939  | 1,958  | 1,946  | 1,970  | 1,958  | 1,953  | 1,963  | 1,981  | 1,940  |
| 5621 Waste collection                             | 561    | 558    | 571    | 559    | 568    | 569    | 565    | 563    | 560    | 561    | 568    | 568    |
| 5622 Waste treatment and disposal                 | 466    | 468    | 468    | 464    | 453    | 457    | 460    | 457    | 457    | 450    | 456    | 453    |
| 5629 Remediation and other waste services         | 861    | 923    | 906    | 916    | 937    | 920    | 945    | 938    | 936    | 952    | 957    | 919    |
| 61 Educational Services                           | 13,648 | 14,219 | 14,134 | 14,311 | 14,509 | 14,351 | 13,825 | 13,619 | 13,891 | 13,591 | 13,992 | 13,779 |
| 611 Educational services                          | 13,648 | 14,219 | 14,134 | 14,311 | 14,509 | 14,351 | 13,825 | 13,619 | 13,891 | 13,591 | 13,992 | 13,779 |
| 6111 Elementary and secondary schools             | 7,482  | 7,789  | 7,704  | 7,996  | 8,110  | 8,143  | 7,813  | 7,592  | 7,829  | 7,558  | 7,737  | 7,665  |
| 6112 Junior colleges                              | 319    | 342    | 357    | 346    | 344    | 343    | 331    | 316    | 323    | 325    | 349    | 326    |
| 6113 Colleges and universities                    | 2,575  | 2,660  | 2,668  | 2,618  | 2,649  | 2,595  | 2,430  | 2,441  | 2,470  | 2,476  | 2,560  | 2,503  |
| 6114 Business, computer and management training   | 382    | 380    | 372    | 374    | 376    | 373    | 389    | 370    | 372    | 380    | 375    | 369    |
| 6115 Technical and trade schools                  | 392    | 401    | 406    | 392    | 382    | 376    | 397    | 385    | 383    | 400    | 406    | 408    |
| 6116 Other schools and instruction                | 2,249  | 2,341  | 2,368  | 2,329  | 2,338  | 2,265  | 2,228  | 2,276  | 2,233  | 2,178  | 2,195  | 2,166  |
| 6117 Educational support services                 | 249    | 306    | 259    | 256    | 310    | 256    | 237    | 239    | 281    | 274    | 370    | 342    |
| 62 Health Care and Social Assistance              | 62,928 | 63,168 | 63,755 | 63,716 | 63,672 | 63,852 | 63,893 | 64,284 | 64,175 | 63,922 | 64,876 | 64,809 |
| 621 Ambulatory health care services               | 25,112 | 25,229 | 25,426 | 25,375 | 25,318 | 25,264 | 25,436 | 25,686 | 25,678 | 25,551 | 25,929 | 26,050 |
| 6211 Offices of physicians                        | 9,178  | 9,198  | 9,240  | 9,229  | 9,170  | 9,187  | 9,143  | 9,175  | 9,168  | 9,199  | 9,245  | 9,343  |
| 6212 Offices of dentists                          | 4,022  | 4,032  | 4,050  | 4,040  | 4,028  | 4,078  | 4,100  | 4,106  | 4,068  | 4,083  | 4,114  | 4,161  |
| 6213 Offices of other health practitioners        | 3,666  | 3,637  | 3,698  | 3,698  | 3,694  | 3,664  | 3,690  | 3,777  | 3,772  | 3,770  | 3,725  | 3,718  |

## STATE OF HAWAII

| Industry  | Jan    | Feb    | Mar    | Apr    | May    | Jun    | Jul    | Aug     | Sep    | Oct    | Nov     | Dec     |
|---|--------|--------|--------|--------|--------|--------|--------|---------|--------|--------|---------|---------|
| 6214 Outpatient care centers                      | 2,914  | 2,963  | 2,993  | 2,955  | 2,952  | 2,949  | 3,013  | 3,038   | 3,072  | 3,053  | 3,096   | 3,105   |
| 6215 Medical and diagnostic laboratories          | 1,580  | 1,586  | 1,588  | 1,595  | 1,590  | 1,588  | 1,575  | 1,582   | 1,591  | 1,597  | 1,618   | 1,612   |
| 6216 Home health care services                    | 3,161  | 3,206  | 3,245  | 3,243  | 3,269  | 3,180  | 3,277  | 3,363   | 3,370  | 3,187  | 3,463   | 3,441   |
| 6219 Other ambulatory health care services        | 591    | 607    | 612    | 615    | 615    | 618    | 638    | 645     | 637    | 662    | 668     | 670     |
| 622 Hospitals                                     | 14,457 | 14,553 | 14,525 | 14,740 | 14,830 | 14,767 | 14,683 | 14,731  | 14,646 | 14,754 | 14,793  | 14,783  |
| 6221 General medical and surgical hospitals       | 12,283 | 12,354 | 12,327 | 12,523 | 12,612 | 12,553 | 12,483 | 12,523  | 12,429 | 12,545 | 12,561  | 12,562  |
| 6222 Psychiatric and substance abuse hospitals    | *      | *      | *      | *      | *      | *      | *      | *       | *      | *      | *       | *       |
| 6223 Other hospitals                              | *      | *      | *      | *      | *      | *      | *      | *       | *      | *      | *       | *       |
| 623 Nursing and residential care facilities       | 7,738  | 7,769  | 7,742  | 7,776  | 7,843  | 7,878  | 7,923  | 7,971   | 7,961  | 7,915  | 7,989   | 8,005   |
| 6231 Nursing care facilities, skilled nursing     | 4,416  | 4,436  | 4,423  | 4,440  | 4,462  | 4,481  | 4,467  | 4,489   | 4,498  | 4,452  | 4,516   | 4,516   |
| 6232 Residential mental health facilities         | 988    | 990    | 977    | 978    | 980    | 974    | 994    | 1,020   | 1,016  | 999    | 1,017   | 1,022   |
| 6233 Continuing care, assisted living facilities  | 2,187  | 2,192  | 2,194  | 2,207  | 2,246  | 2,271  | 2,312  | 2,312   | 2,295  | 2,318  | 2,312   | 2,319   |
| 6239 Other residential care facilities            | 147    | 151    | 148    | 151    | 155    | 152    | 150    | 150     | 152    | 146    | 144     | 148     |
| 624 Social assistance                             | 15,621 | 15,617 | 16,062 | 15,825 | 15,681 | 15,943 | 15,851 | 15,896  | 15,890 | 15,702 | 16,165  | 15,971  |
| 6241 Individual and family services               | 9,188  | 9,120  | 9,501  | 9,315  | 9,253  | 9,537  | 9,273  | 9,150   | 9,466  | 9,392  | 9,835   | 9,601   |
| 6242 Emergency and other relief services          | 630    | 631    | 647    | 648    | 650    | 648    | 645    | 634     | 629    | 609    | 620     | 621     |
| 6243 Vocational rehabilitation services           | 1,745  | 1,788  | 1,800  | 1,758  | 1,652  | 2,000  | 2,233  | 2,018   | 1,636  | 1,572  | 1,564   | 1,569   |
| 6244 Child day care services                      | 4,058  | 4,078  | 4,114  | 4,104  | 4,126  | 3,758  | 3,700  | 4,094   | 4,159  | 4,129  | 4,146   | 4,180   |
| 71 Arts, Entertainment, and Recreation            | 11,533 | 11,757 | 11,876 | 11,788 | 11,933 | 12,248 | 12,197 | 12,149  | 12,056 | 12,163 | 11,985  | 11,985  |
| 711 Performing arts and spectator sports          | 1,511  | 1,646  | 1,636  | 1,672  | 1,602  | 1,585  | 1,557  | 1,604   | 1,596  | 1,671  | 1,585   | 1,624   |
| 7111 Performing arts companies                    | 983    | 1,119  | 1,044  | 1,091  | 1,057  | 1,018  | 1,010  | 1,060   | 1,029  | 1,142  | 1,113   | 1,129   |
| 7112 Spectator sports                             | 36     | 37     | 44     | 44     | 45     | 47     | 42     | 40      | 42     | 40     | 39      | 39      |
| 7113 Promoters of performing arts and sports      | 321    | 316    | 362    | 367    | 336    | 357    | 348    | 350     | 368    | 324    | 275     | 288     |
| 7114 Agents and managers for public figures       | 12     | 10     | 11     | 12     | 12     | 12     | 13     | 13      | 14     | 15     | 15      | 15      |
| 7115 Independent artists, writers, and performers | 159    | 164    | 175    | 158    | 152    | 151    | 144    | 141     | 143    | 150    | 143     | 153     |
| 712 Museums, historical sites, zoos, and parks    | 2,759  | 2,899  | 2,917  | 2,877  | 2,871  | 2,913  | 2,893  | 2,887   | 2,931  | 2,971  | 2,942   | 2,880   |
| 7121 Museums, historical sites, zoos, and parks   | 2,759  | 2,899  | 2,917  | 2,877  | 2,871  | 2,913  | 2,893  | 2,887   | 2,931  | 2,971  | 2,942   | 2,880   |
| 713 Amusements, gambling, and recreation          | 7,263  | 7,212  | 7,323  | 7,239  | 7,460  | 7,750  | 7,747  | 7,658   | 7,529  | 7,521  | 7,458   | 7,481   |
| 7131 Amusement parks and arcades                  | 388    | 368    | 381    | 391    | 392    | 577    | 433    | 421     | 486    | 536    | 409     | 348     |
| 7139 Other amusement and recreation industries    | 6,875  | 6,844  | 6,942  | 6,848  | 7,068  | 7,173  | 7,314  | 7,237   | 7,043  | 6,985  | 7,049   | 7,133   |
| 72 Accommodation and Food Services                | 97,409 | 98,004 | 98,316 | 98,532 | 99,186 | 99,530 | 99,742 | 100,285 | 99,469 | 99,659 | 100,287 | 101,064 |
| 721 Accommodation                                 | 38,065 | 38,215 | 38,158 | 38,280 | 38,417 | 38,515 | 38,692 | 38,950  | 38,489 | 38,651 | 38,845  | 39,100  |
| 721110 Hotels and motels, except casino hotels    | 37,173 | 37,323 | 37,239 | 37,369 | 37,485 | 37,584 | 37,766 | 38,050  | 37,617 | 37,791 | 37,975  | 38,231  |
| 721191 Bed?and?breakfast inns                     | 183    | 176    | 194    | 191    | 185    | 187    | 197    | 195     | 193    | 192    | 193     | 197     |
| 721199 All other traveler accommodation           | 605    | 615    | 623    | 620    | 645    | 618    | 592    | 570     | 565    | 554    | 563     | 562     |
| 721211 RV parks and campgrounds                   | *      | *      | *      | *      | *      | *      | *      | *       | *      | *      | *       | *       |
| 721214 Recreational and vacation camps            | *      | *      | *      | *      | *      | *      | *      | *       | *      | *      | *       | *       |
| 721310 Rooming and boarding houses                | 54     | 55     | 53     | 51     | 51     | 52     | 55     | 55      | 54     | 55     | 53      | 52      |
| 722 Food services and drinking places             | 59,344 | 59,789 | 60,158 | 60,252 | 60,769 | 61,015 | 61,050 | 61,335  | 60,980 | 61,008 | 61,442  | 61,964  |
| 722310 Food service contractors                   | 1,897  | 1,913  | 1,877  | 1,864  | 1,765  | 1,697  | 1,655  | 1,786   | 1,930  | 1,993  | 2,019   | 1,991   |
| 722320 Caterers                                   | 641    | 633    | 651    | 642    | 649    | 680    | 693    | 669     | 702    | 712    | 675     | 726     |
| 722330 Mobile food services                       | 106    | 108    | 107    | 109    | 106    | 100    | 106    | 103     | 109    | 92     | 93      | 96      |
| 722410 Drinking places, alcoholic beverages       | 1,574  | 1,638  | 1,623  | 1,651  | 1,731  | 1,742  | 1,712  | 1,713   | 1,659  | 1,648  | 1,669   | 1,653   |
| 722511 Full-service restaurants                   | 32,602 | 32,832 | 33,045 | 32,964 | 33,106 | 33,333 | 33,453 | 33,506  | 33,310 | 33,331 | 33,581  | 34,041  |
| 722513 Limited-service restaurants                | 18,649 | 18,770 | 18,957 | 19,066 | 19,321 | 19,311 | 19,251 | 19,274  | 19,075 | 19,048 | 19,179  | 19,291  |
| 722514 Cafeterias, grill buffets, and buffets     | 346    | 345    | 344    | 366    | 445    | 448    | 447    | 440     | 421    | 417    | 413     | 422     |

## STATE OF HAWAII

| Industry   | Jan    | Feb    | Mar    | Apr    | May    | Jun    | Jul    | Aug    | Sep    | Oct    | Nov    | Dec    |
|--|--------|--------|--------|--------|--------|--------|--------|--------|--------|--------|--------|--------|
| 722515 Snack and nonalcoholic beverage bars      | 3,529  | 3,550  | 3,554  | 3,590  | 3,646  | 3,704  | 3,733  | 3,844  | 3,774  | 3,767  | 3,813  | 3,744  |
| 81 Other Services, Except Public Administration  | 24,334 | 24,395 | 24,450 | 24,615 | 24,717 | 24,650 | 24,739 | 24,887 | 25,034 | 25,048 | 24,984 | 25,126 |
| 811 Repair and maintenance                       | 3,565  | 3,551  | 3,600  | 3,656  | 3,688  | 3,692  | 3,582  | 3,611  | 3,649  | 3,668  | 3,607  | 3,616  |
| 8111 Automotive repair and maintenance           | 2,474  | 2,470  | 2,506  | 2,540  | 2,551  | 2,545  | 2,526  | 2,537  | 2,563  | 2,577  | 2,578  | 2,578  |
| 8112 Electronic equipment repair and maintenance | 202    | 196    | 193    | 205    | 208    | 223    | 172    | 176    | 178    | 186    | 183    | 182    |
| 8113 Commercial machinery repair and maintenance | 498    | 492    | 508    | 518    | 535    | 534    | 506    | 529    | 537    | 527    | 465    | 464    |
| 8114 Household goods repair and maintenance      | 391    | 393    | 393    | 393    | 394    | 390    | 378    | 369    | 371    | 378    | 381    | 392    |
| 812 Personal and laundry services                | 7,874  | 7,893  | 7,930  | 7,914  | 7,976  | 7,887  | 7,882  | 7,939  | 8,019  | 8,045  | 8,034  | 8,123  |
| 8121 Personal care services                      | 3,014  | 2,990  | 2,993  | 2,929  | 2,951  | 2,867  | 2,884  | 2,913  | 2,928  | 2,951  | 2,954  | 2,978  |
| 8122 Death care services                         | 566    | 577    | 572    | 576    | 577    | 590    | 580    | 570    | 580    | 575    | 590    | 579    |
| 8123 Drycleaning and laundry services            | 1,946  | 1,951  | 1,970  | 1,979  | 1,978  | 1,933  | 1,938  | 1,956  | 1,955  | 1,956  | 1,934  | 1,952  |
| 8129 Other personal services                     | 2,348  | 2,375  | 2,395  | 2,430  | 2,470  | 2,497  | 2,480  | 2,500  | 2,556  | 2,563  | 2,556  | 2,614  |
| 813 Membership associations and organizations    | 12,478 | 12,522 | 12,494 | 12,613 | 12,612 | 12,644 | 12,840 | 12,897 | 12,928 | 12,893 | 12,902 | 12,951 |
| 8131 Religious organizations                     | 2,840  | 2,846  | 2,808  | 2,912  | 2,899  | 2,861  | 2,895  | 2,913  | 2,946  | 2,932  | 2,945  | 2,953  |
| 8132 Grantmaking and giving services             | 1,082  | 1,091  | 1,104  | 1,099  | 1,092  | 1,074  | 1,266  | 1,253  | 1,278  | 1,295  | 1,277  | 1,274  |
| 8133 Social advocacy organizations               | 909    | 913    | 922    | 905    | 897    | 918    | 927    | 947    | 945    | 936    | 933    | 940    |
| 8134 Civic and social organizations              | 1,708  | 1,696  | 1,701  | 1,698  | 1,742  | 1,784  | 1,698  | 1,792  | 1,770  | 1,732  | 1,719  | 1,684  |
| 8139 Professional and similar organizations      | 5,939  | 5,976  | 5,959  | 5,999  | 5,982  | 6,007  | 6,054  | 5,992  | 5,989  | 5,998  | 6,028  | 6,100  |
| 814 Private households                           | 417    | 429    | 426    | 432    | 441    | 427    | 435    | 440    | 438    | 442    | 441    | 436    |
| 8141 Private households                          | 417    | 429    | 426    | 432    | 441    | 427    | 435    | 440    | 438    | 442    | 441    | 436    |
| 99 Unclassified                                  | 147    | 157    | 156    | 167    | 178    | 190    | 167    | 203    | 216    | 223    | 236    | 230    |
| 999 Unclassified                                 | 147    | 157    | 156    | 167    | 178    | 190    | 167    | 203    | 216    | 223    | 236    | 230    |
| 9999 Unclassified                                | 147    | 157    | 156    | 167    | 178    | 190    | 167    | 203    | 216    | 223    | 236    | 230    |

\* Data suppressed due to confidentiality.



HONOLULU

EMPLOYMENT AND WAGES OF WORKERS COVERED BY HAWAII EMPLOYMENT SECURITY LAW  
AND UNEMPLOYMENT COMPENSATION FOR FEDERAL EMPLOYEES  
CLASSIFIED BY INDUSTRY FOR CALENDAR YEAR 2013

| Industry  | No. of<br>Rep. Units<br>December | Average<br>Employment | Total Wages    | Average<br>Annual<br>Wage |
|---|----------------------------------|-----------------------|----------------|---------------------------|
| TOTAL, including government                       | 24,794                           | 452,610               | 20,689,235,485 | 45,711                    |
| TOTAL GOVERNMENT                                  | 3                                | 94,822                | 5,089,771,182  | 53,677                    |
| Federal   | 1                                | 31,063                | 2,165,720,084  | 69,720                    |
| State   | 1                                | 51,668                | 2,232,126,002  | 43,201                    |
| County  | 1                                | 12,091                | 691,925,096    | 57,226                    |
| Total, excluding government                       | 24,791                           | 357,788               | 15,599,464,303 | 43,600                    |
| Goods Producing                                   | 2,858                            | 35,797                | 2,084,281,807  | 58,225                    |
| 11 Agriculture, Forestry, Fishing and Hunting     | 162                              | 1,902                 | 61,777,120     | 32,480                    |
| 111 Crop production                               | 77                               | 1,599                 | 50,507,536     | 31,587                    |
| 1111 Oilseed and grain farming                    | *                                | *                     | *              | *                         |
| 1112 Vegetable and melon farming                  | 22                               | 494                   | 12,404,191     | 25,110                    |
| 1113 Fruit and tree nut farming                   | *                                | *                     | *              | *                         |
| 1114 Greenhouse and nursery production            | 35                               | 340                   | 7,552,052      | 22,212                    |
| 1119 Other crop farming                           | 4                                | 49                    | 947,399        | 19,335                    |
| 112 Animal production and aquaculture             | 15                               | 126                   | 4,117,682      | 32,680                    |
| 1121 Cattle ranching and farming                  | *                                | *                     | *              | *                         |
| 1122 Hog and pig farming                          | *                                | *                     | *              | *                         |
| 1123 Poultry and egg production                   | 4                                | 35                    | 912,483        | 26,071                    |
| 1124 Sheep and goat farming                       | *                                | *                     | *              | *                         |
| 1125 Aquaculture                                  | 5                                | 77                    | 2,932,550      | 38,085                    |
| 1129 Other animal production                      | *                                | *                     | *              | *                         |
| 114 Fishing, hunting and trapping                 | 62                               | 121                   | 5,906,450      | 48,814                    |
| 1141 Fishing                                      | 62                               | 121                   | 5,906,450      | 48,814                    |
| 115 Agriculture and forestry support activities   | 8                                | 56                    | 1,245,452      | 22,240                    |
| 1151 Support activities for crop production       | *                                | *                     | *              | *                         |
| 1152 Support activities for animal production     | *                                | *                     | *              | *                         |
| 21 Mining, Quarrying, and Oil and Gas             | 8                                | 193                   | 18,261,511     | 94,619                    |
| 211 Oil and gas extraction                        | *                                | *                     | *              | *                         |
| 2111 Oil and gas extraction                       | *                                | *                     | *              | *                         |
| 212 Mining, except oil and gas                    | 6                                | 190                   | 17,775,871     | 93,557                    |
| 2123 Nonmetallic mineral mining and quarrying     | 6                                | 190                   | 17,775,871     | 93,557                    |
| 213 Support activities for mining                 | *                                | *                     | *              | *                         |
| 2131 Support activities for mining                | *                                | *                     | *              | *                         |
| 23 Construction                                   | 2,069                            | 22,840                | 1,551,126,289  | 67,913                    |
| 236 Construction of buildings                     | 629                              | 6,699                 | 482,689,627    | 72,054                    |
| 2361 Residential building construction            | 394                              | 2,358                 | 133,287,111    | 56,525                    |
| 2362 Nonresidential building construction         | 235                              | 4,341                 | 349,402,516    | 80,489                    |
| 237 Heavy and civil engineering construction      | 166                              | 3,054                 | 247,936,660    | 81,184                    |
| 2371 Utility system construction                  | 69                               | 1,408                 | 116,090,725    | 82,451                    |
| 2372 Land subdivision                             | 38                               | 299                   | 29,480,871     | 98,598                    |
| 2373 Highway, street, and bridge construction     | 36                               | 871                   | 58,911,741     | 67,637                    |
| 2379 Other heavy construction                     | 23                               | 477                   | 43,453,323     | 91,097                    |
| 238 Specialty trade contractors                   | 1,274                            | 13,087                | 820,500,002    | 62,696                    |
| 2381 Building foundation and exterior contractors | 249                              | 2,609                 | 146,999,351    | 56,343                    |

HONOLULU

| Industry   | No. of<br>Rep. Units<br>December | Average<br>Employment | Total Wages | Average<br>Annual<br>Wage |
|--|----------------------------------|-----------------------|-------------|---------------------------|
| 2382 Building equipment contractors                | 586                              | 6,490                 | 442,819,794 | 68,231                    |
| 2383 Building finishing contractors                | 329                              | 2,775                 | 156,962,629 | 56,563                    |
| 2389 Other specialty trade contractors             | 110                              | 1,213                 | 73,718,228  | 60,773                    |
| 31-33 Manufacturing                                | 619                              | 10,862                | 453,116,887 | 41,716                    |
| 311 Food manufacturing                             | 188                              | 4,788                 | 136,763,126 | 28,564                    |
| 3111 Animal food manufacturing                     | *                                | *                     | *           | *                         |
| 3112 Grain and oilseed milling                     | 4                                | 49                    | 1,700,809   | 34,710                    |
| 3113 Sugar and confectionery product manufacturing | 11                               | 390                   | 11,571,457  | 29,670                    |
| 3114 Fruit and vegetable preserving and specialty  | 8                                | 292                   | 8,291,715   | 28,396                    |
| 3115 Dairy product manufacturing                   | 8                                | 185                   | 9,400,459   | 50,813                    |
| 3116 Animal slaughtering and processing            | 13                               | 367                   | 12,560,740  | 34,225                    |
| 3117 Seafood product preparation and packaging     | *                                | *                     | *           | *                         |
| 3118 Bakeries and tortilla manufacturing           | 93                               | 2,042                 | 51,815,920  | 25,375                    |
| 3119 Other food manufacturing                      | 48                               | 1,437                 | 40,871,165  | 28,442                    |
| 312 Beverage and tobacco product manufacturing     | 8                                | 698                   | 35,038,924  | 50,199                    |
| 3121 Beverage manufacturing                        | 8                                | 698                   | 35,038,924  | 50,199                    |
| 313 Textile mills                                  | *                                | *                     | *           | *                         |
| 3133 Textile and fabric finishing mills            | *                                | *                     | *           | *                         |
| 314 Textile product mills                          | 18                               | 151                   | 5,248,896   | 34,761                    |
| 3141 Textile furnishings mills                     | *                                | *                     | *           | *                         |
| 3149 Other textile product mills                   | *                                | *                     | *           | *                         |
| 315 Apparel manufacturing                          | 50                               | 523                   | 14,093,314  | 26,947                    |
| 3152 Cut and sew apparel manufacturing             | *                                | *                     | *           | *                         |
| 3159 Accessories and other apparel manufacturing   | *                                | *                     | *           | *                         |
| 316 Leather and allied product manufacturing       | *                                | *                     | *           | *                         |
| 3162 Footwear manufacturing                        | *                                | *                     | *           | *                         |
| 321 Wood product manufacturing                     | 13                               | 163                   | 4,245,413   | 26,045                    |
| 3212 Plywood and engineered wood product mfg.      | 3                                | 97                    | 2,059,131   | 21,228                    |
| 3219 Other wood product manufacturing              | 10                               | 66                    | 2,186,282   | 33,125                    |
| 322 Paper manufacturing                            | 3                                | 33                    | 1,353,898   | 41,027                    |
| 3222 Converted paper product manufacturing         | 3                                | 33                    | 1,353,898   | 41,027                    |
| 323 Printing and related support activities        | 71                               | 681                   | 25,190,661  | 36,991                    |
| 3231 Printing and related support activities       | 71                               | 681                   | 25,190,661  | 36,991                    |
| 324 Petroleum and coal products manufacturing      | *                                | *                     | *           | *                         |
| 3241 Petroleum and coal products manufacturing     | *                                | *                     | *           | *                         |
| 325 Chemical manufacturing                         | 20                               | 172                   | 8,509,490   | 49,474                    |
| 3251 Basic chemical manufacturing                  | *                                | *                     | *           | *                         |
| 3253 Agricultural chemical manufacturing           | *                                | *                     | *           | *                         |
| 3254 Pharmaceutical and medicine manufacturing     | *                                | *                     | *           | *                         |
| 3256 Soap, cleaning compound, and toiletry mfg.    | 8                                | 48                    | 1,311,046   | 27,313                    |
| 326 Plastics and rubber products manufacturing     | 16                               | 277                   | 12,299,765  | 44,403                    |
| 3261 Plastics product manufacturing                | *                                | *                     | *           | *                         |
| 3262 Rubber product manufacturing                  | *                                | *                     | *           | *                         |
| 327 Nonmetallic mineral product manufacturing      | 26                               | 551                   | 35,201,997  | 63,887                    |
| 3272 Glass and glass product manufacturing         | *                                | *                     | *           | *                         |
| 3273 Cement and concrete product manufacturing     | 13                               | 439                   | 30,791,853  | 70,141                    |
| 3279 Other nonmetallic mineral products            | *                                | *                     | *           | *                         |
| 332 Fabricated metal product manufacturing         | 33                               | 296                   | 16,231,003  | 54,834                    |
| 3322 Cutlery and handtool manufacturing            | *                                | *                     | *           | *                         |
| 3323 Architectural and structural metals mfg.      | 24                               | 203                   | 10,877,096  | 53,582                    |
| 3324 Boiler, tank, and shipping container mfg.     | *                                | *                     | *           | *                         |

HONOLULU

| Industry   | No. of<br>Rep. Units<br>December | Average<br>Employment | Total Wages    | Average<br>Annual<br>Wage |
|--|----------------------------------|-----------------------|----------------|---------------------------|
| 3327 Machine shops and threaded product mfg.       | 5                                | 34                    | 1,420,236      | 41,772                    |
| 3328 Coating, engraving, and heat treating metals  | *                                | *                     | *              | *                         |
| 333 Machinery manufacturing                        | *                                | *                     | *              | *                         |
| 3331 Ag., construction, and mining machinery mfg.  | *                                | *                     | *              | *                         |
| 3334 HVAC and commercial refrigeration equipment   | *                                | *                     | *              | *                         |
| 334 Computer and electronic product manufacturing  | 10                               | 172                   | 11,613,866     | 67,522                    |
| 3341 Computer and peripheral equipment mfg.        | *                                | *                     | *              | *                         |
| 3342 Communications equipment manufacturing        | *                                | *                     | *              | *                         |
| 3344 Semiconductor and electronic component mfg.   | *                                | *                     | *              | *                         |
| 3345 Electronic instrument manufacturing           | *                                | *                     | *              | *                         |
| 335 Electrical equipment and appliance mfg.        | *                                | *                     | *              | *                         |
| 3351 Electric lighting equipment manufacturing     | *                                | *                     | *              | *                         |
| 336 Transportation equipment manufacturing         | *                                | *                     | *              | *                         |
| 3362 Motor vehicle body and trailer manufacturing  | *                                | *                     | *              | *                         |
| 3363 Motor vehicle parts manufacturing             | *                                | *                     | *              | *                         |
| 3364 Aerospace product and parts manufacturing     | *                                | *                     | *              | *                         |
| 3366 Ship and boat building                        | *                                | *                     | *              | *                         |
| 337 Furniture and related product manufacturing    | 30                               | 253                   | 11,480,111     | 45,376                    |
| 3371 Household and institutional furniture mfg.    | 20                               | 160                   | 6,997,258      | 43,733                    |
| 3372 Office furniture and fixtures manufacturing   | 7                                | 39                    | 2,189,146      | 56,132                    |
| 3379 Other furniture related product manufacturing | 3                                | 54                    | 2,293,707      | 42,476                    |
| 339 Miscellaneous manufacturing                    | 90                               | 774                   | 26,158,317     | 33,796                    |
| 3391 Medical equipment and supplies                | 27                               | 170                   | 6,319,214      | 37,172                    |
| 3399 Other miscellaneous manufacturing             | 63                               | 604                   | 19,839,103     | 32,846                    |
| Service Providing                                  | 21,933                           | 321,987               | 13,515,182,496 | 41,974                    |
| 22 Utilities                                       | 30                               | 2,517                 | 236,359,153    | 93,905                    |
| 221 Utilities                                      | 30                               | 2,517                 | 236,359,153    | 93,905                    |
| 2211 Power generation and supply                   | *                                | *                     | *              | *                         |
| 2212 Natural gas distribution                      | *                                | *                     | *              | *                         |
| 2213 Water, sewage and other systems               | 8                                | 90                    | 6,168,471      | 68,539                    |
| 42 Wholesale Trade                                 | 1,700                            | 14,190                | 768,472,678    | 54,156                    |
| 423 Merchant wholesalers, durable goods            | 619                              | 5,490                 | 302,772,007    | 55,150                    |
| 4231 Motor vehicle and parts merchant wholesalers  | 35                               | 383                   | 16,643,887     | 43,457                    |
| 4232 Furniture and furnishing merchant wholesalers | 30                               | 215                   | 10,001,224     | 46,517                    |
| 4233 Lumber and const. supply merchant wholesalers | 68                               | 696                   | 36,939,444     | 53,074                    |
| 4234 Commercial equip. merchant wholesalers        | 99                               | 1,033                 | 71,031,871     | 68,763                    |
| 4235 Metal and mineral merchant wholesalers        | 9                                | 98                    | 7,447,616      | 75,996                    |
| 4236 Appliance and electric goods merchant whls.   | 58                               | 428                   | 27,764,963     | 64,871                    |
| 4237 Hardware and plumbing merchant wholesalers    | 56                               | 530                   | 37,362,144     | 70,495                    |
| 4238 Machinery and supply merchant wholesalers     | 83                               | 828                   | 47,490,976     | 57,356                    |
| 4239 Misc. durable goods merchant wholesalers      | 181                              | 1,280                 | 48,089,882     | 37,570                    |
| 424 Merchant wholesalers, nondurable goods         | 494                              | 6,904                 | 324,988,773    | 47,073                    |
| 4241 Paper and paper product merchant wholesalers  | 46                               | 424                   | 21,607,440     | 50,961                    |
| 4242 Druggists' goods merchant wholesalers         | 43                               | 565                   | 25,015,416     | 44,275                    |
| 4243 Apparel and piece goods merchant wholesalers  | 72                               | 357                   | 13,730,837     | 38,462                    |
| 4244 Grocery and related product wholesalers       | 173                              | 3,309                 | 145,780,169    | 44,056                    |
| 4246 Chemical merchant wholesalers                 | 20                               | 170                   | 9,667,729      | 56,869                    |
| 4247 Petroleum merchant wholesalers                | 16                               | 330                   | 19,942,315     | 60,431                    |
| 4248 Alcoholic beverage merchant wholesalers       | 17                               | 765                   | 45,153,015     | 59,024                    |
| 4249 Misc. nondurable goods merchant wholesalers   | 107                              | 987                   | 44,091,852     | 44,673                    |
| 425 Electronic markets and agents and brokers      | 587                              | 1,796                 | 140,711,898    | 78,347                    |

HONOLULU

| Industry   | No. of<br>Rep. Units<br>December | Average<br>Employment | Total Wages   | Average<br>Annual<br>Wage |
|--|----------------------------------|-----------------------|---------------|---------------------------|
| 4251 Electronic markets and agents and brokers     | 587                              | 1,796                 | 140,711,898   | 78,347                    |
| 44-45 Retail Trade                                 | 2,775                            | 47,809                | 1,386,979,809 | 29,011                    |
| 441 Motor vehicle and parts dealers                | 224                              | 4,711                 | 233,339,723   | 49,531                    |
| 4411 Automobile dealers                            | 83                               | 3,114                 | 175,082,012   | 56,224                    |
| 4412 Other motor vehicle dealers                   | 21                               | 263                   | 12,101,894    | 46,015                    |
| 4413 Auto parts, accessories, and tire stores      | 120                              | 1,333                 | 46,155,817    | 34,626                    |
| 442 Furniture and home furnishings stores          | 96                               | 984                   | 34,798,735    | 35,365                    |
| 4421 Furniture stores                              | 37                               | 338                   | 14,680,061    | 43,432                    |
| 4422 Home furnishings stores                       | 59                               | 646                   | 20,118,674    | 31,143                    |
| 443 Electronics and appliance stores               | 83                               | 1,190                 | 42,634,878    | 35,828                    |
| 4431 Electronics and appliance stores              | 83                               | 1,190                 | 42,634,878    | 35,828                    |
| 444 Building material and garden supply stores     | 90                               | 2,213                 | 70,746,106    | 31,968                    |
| 4441 Building material and supplies dealers        | 80                               | 2,132                 | 67,883,836    | 31,840                    |
| 4442 Lawn and garden equipment and supplies stores | 10                               | 81                    | 2,862,270     | 35,337                    |
| 445 Food and beverage stores                       | 432                              | 8,707                 | 226,976,458   | 26,068                    |
| 4451 Grocery stores                                | 300                              | 7,425                 | 196,695,866   | 26,491                    |
| 4452 Specialty food stores                         | 107                              | 1,173                 | 28,002,878    | 23,873                    |
| 4453 Beer, wine, and liquor stores                 | 25                               | 110                   | 2,277,714     | 20,706                    |
| 446 Health and personal care stores                | 291                              | 3,994                 | 130,992,270   | 32,797                    |
| 4461 Health and personal care stores               | 291                              | 3,994                 | 130,992,270   | 32,797                    |
| 447 Gasoline stations                              | 120                              | 1,144                 | 27,794,733    | 24,296                    |
| 4471 Gasoline stations                             | 120                              | 1,144                 | 27,794,733    | 24,296                    |
| 448 Clothing and clothing accessories stores       | 720                              | 8,956                 | 207,631,481   | 23,184                    |
| 4481 Clothing stores                               | 443                              | 6,700                 | 138,147,511   | 20,619                    |
| 4482 Shoe stores                                   | 71                               | 858                   | 17,692,972    | 20,621                    |
| 4483 Jewelry, luggage, and leather goods stores    | 206                              | 1,397                 | 51,790,998    | 37,073                    |
| 451 Sports, hobby, music instrument, book stores   | 157                              | 2,083                 | 43,107,171    | 20,695                    |
| 4511 Sporting goods and musical instrument stores  | 140                              | 1,799                 | 36,745,156    | 20,425                    |
| 4512 Book stores and news dealers                  | 17                               | 284                   | 6,362,015     | 22,401                    |
| 452 General merchandise stores                     | 72                               | 9,247                 | 242,592,446   | 26,235                    |
| 4521 Department stores                             | 44                               | 7,008                 | 163,224,072   | 23,291                    |
| 4529 Other general merchandise stores              | 28                               | 2,239                 | 79,368,374    | 35,448                    |
| 453 Miscellaneous store retailers                  | 391                              | 4,166                 | 111,446,295   | 26,751                    |
| 4531 Florists                                      | 60                               | 368                   | 7,526,737     | 20,453                    |
| 4532 Office supplies, stationery, and gift stores  | 180                              | 2,382                 | 69,054,284    | 28,990                    |
| 4533 Used merchandise stores                       | 30                               | 441                   | 9,003,773     | 20,417                    |
| 4539 Other miscellaneous store retailers           | 121                              | 975                   | 25,861,501    | 26,525                    |
| 454 Nonstore retailers                             | 99                               | 415                   | 14,919,513    | 35,951                    |
| 4541 Electronic shopping and mail?order houses     | 40                               | 171                   | 6,363,059     | 37,211                    |
| 4542 Vending machine operators                     | 11                               | 84                    | 2,514,416     | 29,934                    |
| 4543 Direct selling establishments                 | 48                               | 160                   | 6,042,038     | 37,763                    |
| 48-49 Transportation and Warehousing               | 546                              | 18,884                | 927,548,005   | 49,118                    |
| 481 Air transportation                             | 45                               | 6,991                 | 416,474,053   | 59,573                    |
| 4811 Scheduled air transportation                  | 34                               | 6,825                 | 409,191,181   | 59,955                    |
| 4812 Nonscheduled air transportation               | 11                               | 166                   | 7,282,872     | 43,873                    |
| 483 Water transportation                           | 10                               | 1,560                 | 93,977,978    | 60,242                    |
| 4831 Sea, coastal, and Great Lakes transportation  | *                                | *                     | *             | *                         |
| 4832 Inland water transportation                   | *                                | *                     | *             | *                         |
| 484 Truck transportation                           | 119                              | 2,335                 | 93,929,385    | 40,227                    |
| 4841 General freight trucking                      | 61                               | 1,083                 | 46,889,774    | 43,296                    |
| 4842 Specialized freight trucking                  | 58                               | 1,251                 | 47,039,611    | 37,602                    |

HONOLULU

| Industry   | No. of<br>Rep. Units<br>December | Average<br>Employment | Total Wages | Average<br>Annual<br>Wage |
|--|----------------------------------|-----------------------|-------------|---------------------------|
| 485 Transit and ground passenger transportation    | 83                               | 1,544                 | 37,827,877  | 24,500                    |
| 4853 Taxi and limousine service                    | *                                | *                     | *           | *                         |
| 4854 School and employee bus transportation        | 6                                | 566                   | 13,473,925  | 23,806                    |
| 4855 Charter bus industry                          | *                                | *                     | *           | *                         |
| 4859 Other ground passenger transportation         | 39                               | 596                   | 13,548,703  | 22,733                    |
| 487 Scenic and sightseeing transportation          | 56                               | 1,758                 | 55,650,195  | 31,655                    |
| 4871 Scenic and sightseeing transportation, land   | *                                | *                     | *           | *                         |
| 4872 Scenic and sightseeing transportation, water  | 33                               | 726                   | 21,173,885  | 29,165                    |
| 4879 Scenic and sightseeing transportation, other  | *                                | *                     | *           | *                         |
| 488 Support activities for transportation          | 162                              | 3,201                 | 164,671,955 | 51,444                    |
| 4881 Support activities for air transportation     | 45                               | 1,565                 | 47,117,403  | 30,107                    |
| 4883 Support activities for water transportation   | *                                | *                     | *           | *                         |
| 4884 Support activities for road transportation    | 25                               | 161                   | 3,820,672   | 23,731                    |
| 4885 Freight transportation arrangement            | 60                               | 369                   | 18,357,526  | 49,749                    |
| 4889 Other support activities for transportation   | *                                | *                     | *           | *                         |
| 491 Postal service                                 | *                                | *                     | *           | *                         |
| 4911 Postal service                                | *                                | *                     | *           | *                         |
| 492 Couriers and messengers                        | 37                               | 945                   | 40,050,761  | 42,382                    |
| 4921 Couriers and express delivery services        | 21                               | 823                   | 36,227,232  | 44,019                    |
| 4922 Local messengers and local delivery           | 16                               | 123                   | 3,823,529   | 31,086                    |
| 493 Warehousing and storage                        | *                                | *                     | *           | *                         |
| 4931 Warehousing and storage                       | *                                | *                     | *           | *                         |
| 51 Information                                     | 483                              | 7,337                 | 445,714,541 | 60,749                    |
| 511 Publishing industries, except Internet         | 82                               | 989                   | 54,824,141  | 55,434                    |
| 5111 Newspaper, book, and directory publishers     | 54                               | 919                   | 49,734,797  | 54,118                    |
| 5112 Software publishers                           | 28                               | 70                    | 5,089,344   | 72,705                    |
| 512 Motion picture and sound recording industries  | 151                              | 1,674                 | 59,933,301  | 35,802                    |
| 5121 Motion picture and video industries           | 141                              | 1,660                 | 59,449,924  | 35,813                    |
| 5122 Sound recording industries                    | 10                               | 14                    | 483,377     | 34,527                    |
| 515 Broadcasting, except Internet                  | 35                               | 848                   | 50,745,188  | 59,841                    |
| 5151 Radio and television broadcasting             | 31                               | 794                   | 47,499,398  | 59,823                    |
| 5152 Cable and other subscription programming      | 4                                | 54                    | 3,245,790   | 60,107                    |
| 517 Telecommunications                             | 111                              | 3,146                 | 238,693,014 | 75,872                    |
| 5171 Wired telecommunications carriers             | 50                               | 2,384                 | 192,884,134 | 80,908                    |
| 5172 Wireless telecommunications carriers          | 34                               | 624                   | 38,341,157  | 61,444                    |
| 5174 Satellite telecommunications                  | *                                | *                     | *           | *                         |
| 5179 Other telecommunications                      | *                                | *                     | *           | *                         |
| 518 Data processing, hosting and related services  | 73                               | 470                   | 28,342,594  | 60,303                    |
| 5182 Data processing, hosting and related services | 73                               | 470                   | 28,342,594  | 60,303                    |
| 519 Other information services                     | 31                               | 212                   | 13,176,303  | 62,152                    |
| 5191 Other information services                    | 31                               | 212                   | 13,176,303  | 62,152                    |
| 52 Finance and Insurance                           | 1,168                            | 12,622                | 847,998,388 | 67,184                    |
| 522 Credit intermediation and related activities   | 489                              | 5,601                 | 336,894,692 | 60,149                    |
| 5221 Depository credit intermediation              | 282                              | 4,592                 | 260,154,115 | 56,654                    |
| 5222 Nondepository credit intermediation           | 126                              | 704                   | 57,483,552  | 81,653                    |
| 5223 Activities related to credit intermediation   | 81                               | 305                   | 19,257,025  | 63,138                    |
| 523 Securities, commodity contracts, investments   | 199                              | 924                   | 103,999,733 | 112,554                   |
| 5231 Securities and commodity contracts brokerage  | *                                | *                     | *           | *                         |
| 5232 Securities and commodity exchanges            | *                                | *                     | *           | *                         |
| 5239 Other financial investment activities         | 121                              | 368                   | 27,783,192  | 75,498                    |
| 524 Insurance carriers and related activities      | 464                              | 6,086                 | 406,364,202 | 66,770                    |

HONOLULU

| Industry  | No. of<br>Rep. Units<br>December | Average<br>Employment | Total Wages   | Average<br>Annual<br>Wage |
|---|----------------------------------|-----------------------|---------------|---------------------------|
| 5241 Insurance carriers                           | 122                              | 4,211                 | 289,833,680   | 68,828                    |
| 5242 Insurance agencies and brokerages            | 342                              | 1,875                 | 116,530,522   | 62,150                    |
| 525 Funds, trusts, and other financial vehicles   | 16                               | 12                    | 739,761       | 61,647                    |
| 5251 Insurance and employee benefit funds         | *                                | *                     | *             | *                         |
| 5259 Other investment pools and funds             | *                                | *                     | *             | *                         |
| 53 Real Estate and Rental and Leasing             | 1,194                            | 7,640                 | 386,058,091   | 50,531                    |
| 531 Real estate                                   | 981                              | 5,336                 | 294,448,209   | 55,181                    |
| 5311 Lessors of real estate                       | 439                              | 2,050                 | 110,722,711   | 54,011                    |
| 5312 Offices of real estate agents and brokers    | 272                              | 967                   | 55,562,493    | 57,459                    |
| 5313 Activities related to real estate            | 270                              | 2,320                 | 128,163,005   | 55,243                    |
| 532 Rental and leasing services                   | *                                | *                     | *             | *                         |
| 5321 Automotive equipment rental and leasing      | 53                               | 1,015                 | 38,350,065    | 37,783                    |
| 5322 Consumer goods rental                        | 94                               | 751                   | 24,496,926    | 32,619                    |
| 5323 General rental centers                       | *                                | *                     | *             | *                         |
| 5324 Machinery and equipment rental and leasing   | 55                               | 434                   | 23,892,825    | 55,053                    |
| 533 Lessors of nonfinancial intangible assets     | *                                | *                     | *             | *                         |
| 5331 Lessors of nonfinancial intangible assets    | *                                | *                     | *             | *                         |
| 54 Professional and Technical Services            | 3,297                            | 20,838                | 1,432,858,849 | 68,762                    |
| 541 Professional and technical services           | 3,297                            | 20,838                | 1,432,858,849 | 68,762                    |
| 5411 Legal services                               | 532                              | 3,088                 | 234,162,012   | 75,830                    |
| 5412 Accounting and bookkeeping services          | 468                              | 2,363                 | 122,756,186   | 51,949                    |
| 5413 Architectural and engineering services       | 568                              | 4,663                 | 377,206,123   | 80,893                    |
| 5414 Specialized design services                  | 69                               | 187                   | 8,622,230     | 46,108                    |
| 5415 Computer systems design and related services | 694                              | 4,550                 | 353,957,062   | 77,793                    |
| 5416 Management and technical consulting services | 467                              | 1,850                 | 128,461,624   | 69,439                    |
| 5417 Scientific research and development services | 128                              | 1,382                 | 104,115,190   | 75,337                    |
| 5418 Advertising, PR, and related services        | 145                              | 932                   | 38,743,308    | 41,570                    |
| 5419 Other professional and technical services    | 226                              | 1,824                 | 64,835,114    | 35,546                    |
| 55 Management of Companies and Enterprises        | 334                              | 7,522                 | 635,734,658   | 84,517                    |
| 551 Management of companies and enterprises       | 334                              | 7,522                 | 635,734,658   | 84,517                    |
| 5511 Management of companies and enterprises      | 334                              | 7,522                 | 635,734,658   | 84,517                    |
| 56 Administrative and Waste Services              | 1,546                            | 35,772                | 1,138,947,752 | 31,839                    |
| 561 Administrative and support services           | 1,453                            | 34,282                | 1,049,017,121 | 30,600                    |
| 5611 Office administrative services               | 39                               | 251                   | 14,610,024    | 58,207                    |
| 5612 Facilities support services                  | 26                               | 633                   | 37,694,321    | 59,549                    |
| 5613 Employment services                          | 323                              | 15,119                | 490,905,210   | 32,469                    |
| 5614 Business support services                    | 113                              | 819                   | 24,488,726    | 29,901                    |
| 5615 Travel arrangement and reservation services  | 291                              | 3,049                 | 112,361,649   | 36,852                    |
| 5616 Investigation and security services          | 121                              | 6,369                 | 163,834,940   | 25,724                    |
| 5617 Services to buildings and dwellings          | 448                              | 7,240                 | 178,544,377   | 24,661                    |
| 5619 Other support services                       | 92                               | 803                   | 26,577,874    | 33,098                    |
| 562 Waste management and remediation services     | 93                               | 1,490                 | 89,930,631    | 60,356                    |
| 5621 Waste collection                             | 17                               | 218                   | 10,410,074    | 47,753                    |
| 5622 Waste treatment and disposal                 | 15                               | 416                   | 28,679,950    | 68,942                    |
| 5629 Remediation and other waste services         | 61                               | 855                   | 50,840,607    | 59,463                    |
| 61 Educational Services                           | 506                              | 11,476                | 443,598,115   | 38,654                    |
| 611 Educational services                          | 506                              | 11,476                | 443,598,115   | 38,654                    |
| 6111 Elementary and secondary schools             | 66                               | 5,973                 | 242,787,664   | 40,648                    |
| 6112 Junior colleges                              | 5                                | 335                   | 13,776,541    | 41,124                    |
| 6113 Colleges and universities                    | 58                               | 2,479                 | 114,645,551   | 46,247                    |
| 6114 Business, computer and management training   | 47                               | 354                   | 19,007,174    | 53,693                    |

HONOLULU

| Industry  | No. of<br>Rep. Units<br>December | Average<br>Employment | Total Wages   | Average<br>Annual<br>Wage |
|---|----------------------------------|-----------------------|---------------|---------------------------|
| 6115 Technical and trade schools                  | 46                               | 335                   | 12,161,500    | 36,303                    |
| 6116 Other schools and instruction                | 231                              | 1,766                 | 31,002,790    | 17,555                    |
| 6117 Educational support services                 | 53                               | 234                   | 10,216,895    | 43,662                    |
| 62 Health Care and Social Assistance              | 2,625                            | 49,463                | 2,513,042,785 | 50,807                    |
| 621 Ambulatory health care services               | 2,016                            | 19,048                | 1,123,633,788 | 58,990                    |
| 6211 Offices of physicians                        | 936                              | 6,359                 | 549,845,426   | 86,467                    |
| 6212 Offices of dentists                          | 478                              | 2,962                 | 136,848,362   | 46,201                    |
| 6213 Offices of other health practitioners        | 433                              | 3,002                 | 139,175,351   | 46,361                    |
| 6214 Outpatient care centers                      | 80                               | 2,221                 | 130,892,160   | 58,934                    |
| 6215 Medical and diagnostic laboratories          | 28                               | 1,267                 | 65,192,764    | 51,454                    |
| 6216 Home health care services                    | 38                               | 2,609                 | 68,716,532    | 26,338                    |
| 6219 Other ambulatory health care services        | 23                               | 628                   | 32,963,193    | 52,489                    |
| 622 Hospitals                                     | 19                               | 13,733                | 928,490,784   | 67,610                    |
| 6221 General medical and surgical hospitals       | 13                               | 11,524                | 786,800,046   | 68,275                    |
| 6222 Psychiatric and substance abuse hospitals    | *                                | *                     | *             | *                         |
| 6223 Other hospitals                              | *                                | *                     | *             | *                         |
| 623 Nursing and residential care facilities       | 128                              | 5,950                 | 200,709,548   | 33,733                    |
| 6231 Nursing care facilities, skilled nursing     | 32                               | 3,028                 | 115,301,206   | 38,078                    |
| 6232 Residential mental health facilities         | 25                               | 723                   | 20,364,839    | 28,167                    |
| 6233 Continuing care, assisted living facilities  | 60                               | 2,074                 | 61,252,975    | 29,534                    |
| 6239 Other residential care facilities            | 11                               | 125                   | 3,790,528     | 30,324                    |
| 624 Social assistance                             | 462                              | 10,732                | 260,208,665   | 24,246                    |
| 6241 Individual and family services               | 210                              | 6,188                 | 143,589,044   | 23,204                    |
| 6242 Emergency and other relief services          | 33                               | 439                   | 14,418,449    | 32,844                    |
| 6243 Vocational rehabilitation services           | 42                               | 1,049                 | 30,503,792    | 29,079                    |
| 6244 Child day care services                      | 177                              | 3,056                 | 71,697,380    | 23,461                    |
| 71 Arts, Entertainment, and Recreation            | 330                              | 7,092                 | 172,049,306   | 24,260                    |
| 711 Performing arts and spectator sports          | 123                              | 581                   | 33,946,627    | 58,428                    |
| 7111 Performing arts companies                    | 37                               | 376                   | 22,389,454    | 59,546                    |
| 7112 Spectator sports                             | 8                                | 28                    | 754,689       | 26,953                    |
| 7113 Promoters of performing arts and sports      | 25                               | 94                    | 3,108,088     | 33,065                    |
| 7114 Agents and managers for public figures       | 8                                | 13                    | 296,681       | 22,822                    |
| 7115 Independent artists, writers, and performers | 45                               | 69                    | 7,397,715     | 107,213                   |
| 712 Museums, historical sites, zoos, and parks    | 22                               | 2,419                 | 51,767,921    | 21,401                    |
| 7121 Museums, historical sites, zoos, and parks   | 22                               | 2,419                 | 51,767,921    | 21,401                    |
| 713 Amusements, gambling, and recreation          | 185                              | 4,092                 | 86,334,758    | 21,098                    |
| 7131 Amusement parks and arcades                  | 33                               | 392                   | 6,213,761     | 15,851                    |
| 7139 Other amusement and recreation industries    | 152                              | 3,701                 | 80,120,997    | 21,648                    |
| 72 Accommodation and Food Services                | 2,407                            | 59,327                | 1,549,732,272 | 26,122                    |
| 721 Accommodation                                 | 146                              | 17,158                | 747,221,396   | 43,549                    |
| 721110 Hotels and motels, except casino hotels    | 117                              | 16,968                | 743,141,568   | 43,797                    |
| 721191 Bed and breakfast inns                     | *                                | *                     | *             | *                         |
| 721199 All other traveler accommodation           | 14                               | 81                    | 1,928,296     | 23,806                    |
| 721214 Recreational and vacation camps            | *                                | *                     | *             | *                         |
| 721310 Rooming and boarding houses                | 7                                | 38                    | 752,143       | 19,793                    |
| 722 Food services and drinking places             | 2,261                            | 42,169                | 802,510,876   | 19,031                    |
| 722310 Food service contractors                   | 56                               | 1,625                 | 43,746,228    | 26,921                    |
| 722320 Caterers                                   | 38                               | 572                   | 10,410,029    | 18,199                    |
| 722330 Mobile food services                       | 26                               | 94                    | 1,546,376     | 16,451                    |
| 722410 Drinking places, alcoholic beverages       | 206                              | 1,404                 | 22,995,701    | 16,379                    |
| 722511 Full-service restaurants                   | 760                              | 21,137                | 453,591,631   | 21,460                    |

HONOLULU

| Industry   | No. of<br>Rep. Units<br>December | Average<br>Employment | Total Wages | Average<br>Annual<br>Wage |
|--|----------------------------------|-----------------------|-------------|---------------------------|
| 722513 Limited-service restaurants               | 922                              | 14,363                | 222,256,395 | 15,474                    |
| 722514 Cafeterias, grill buffets, and buffets    | 17                               | 384                   | 6,678,715   | 17,392                    |
| 722515 Snack and nonalcoholic beverage bars      | 236                              | 2,590                 | 41,285,801  | 15,940                    |
| 81 Other Services, Except Public                 | 2,592                            | 19,310                | 616,780,448 | 31,941                    |
| 811 Repair and maintenance                       | 525                              | 2,704                 | 114,481,278 | 42,338                    |
| 8111 Automotive repair and maintenance           | 321                              | 1,856                 | 71,585,153  | 38,570                    |
| 8112 Electronic equipment repair and maintenance | 63                               | 158                   | 9,502,330   | 60,141                    |
| 8113 Commercial machinery repair and             | 89                               | 387                   | 22,499,389  | 58,138                    |
| 8114 Household goods repair and maintenance      | 52                               | 304                   | 10,894,406  | 35,837                    |
| 812 Personal and laundry services                | 561                              | 6,617                 | 157,739,855 | 23,839                    |
| 8121 Personal care services                      | 327                              | 2,562                 | 56,576,414  | 22,083                    |
| 8122 Death care services                         | 16                               | 490                   | 16,281,793  | 33,228                    |
| 8123 Drycleaning and laundry services            | 53                               | 1,324                 | 34,709,107  | 26,215                    |
| 8129 Other personal services                     | 165                              | 2,242                 | 50,172,541  | 22,378                    |
| 813 Membership associations and organizations    | 1,349                            | 9,723                 | 336,094,398 | 34,567                    |
| 8131 Religious organizations                     | 314                              | 2,283                 | 51,990,995  | 22,773                    |
| 8132 Grantmaking and giving services             | 55                               | 1,085                 | 72,392,346  | 66,721                    |
| 8133 Social advocacy organizations               | 77                               | 550                   | 31,322,486  | 56,950                    |
| 8134 Civic and social organizations              | 66                               | 1,545                 | 31,090,520  | 20,123                    |
| 8139 Professional and similar organizations      | 837                              | 4,260                 | 149,298,051 | 35,046                    |
| 814 Private households                           | 157                              | 265                   | 8,464,917   | 31,943                    |
| 8141 Private households                          | 157                              | 265                   | 8,464,917   | 31,943                    |
| 99 Unclassified                                  | 400                              | 189                   | 13,307,646  | 70,411                    |
| 999 Unclassified                                 | 400                              | 189                   | 13,307,646  | 70,411                    |
| 9999 Unclassified                                | 400                              | 189                   | 13,307,646  | 70,411                    |

\* Data suppressed due to confidentiality.

Note: Nonprofit employers and employers with zero employment are included in the data above.



HONOLULU

MONTHLY COVERED EMPLOYMENT CLASSIFIED BY INDUSTRY FOR CALENDAR YEAR 2013

| Industry  | Jan     | Feb     | Mar     | Apr     | May     | Jun     | Jul     | Aug     | Sep     | Oct     | Nov     | Dec     |
|---|---------|---------|---------|---------|---------|---------|---------|---------|---------|---------|---------|---------|
| TOTAL, including government                       | 437,238 | 451,299 | 452,592 | 449,914 | 454,914 | 452,811 | 448,783 | 446,228 | 453,183 | 456,879 | 462,491 | 464,984 |
| TOTAL GOVERNMENT                                  | 86,462  | 98,192  | 98,116  | 95,244  | 98,997  | 96,169  | 90,174  | 87,623  | 94,359  | 96,801  | 97,608  | 98,118  |
| Federal   | 31,563  | 31,213  | 31,201  | 31,262  | 31,171  | 30,999  | 30,941  | 30,865  | 30,735  | 30,865  | 30,917  | 31,025  |
| State   | 43,095  | 55,078  | 54,963  | 52,054  | 55,846  | 52,906  | 46,845  | 44,304  | 51,559  | 53,898  | 54,620  | 54,848  |
| County  | 11,804  | 11,901  | 11,952  | 11,928  | 11,980  | 12,264  | 12,388  | 12,454  | 12,065  | 12,038  | 12,071  | 12,245  |
| Total, excluding government                       | 350,776 | 353,107 | 354,476 | 354,670 | 355,917 | 356,642 | 358,609 | 358,605 | 358,824 | 360,078 | 364,883 | 366,866 |
| Goods Producing                                   | 34,795  | 35,100  | 35,292  | 35,378  | 35,830  | 35,686  | 36,016  | 36,295  | 36,112  | 36,061  | 36,391  | 36,607  |
| 11 Agriculture, Forestry, Fishing and Hunting     | 1,963   | 1,908   | 1,842   | 1,829   | 1,858   | 1,845   | 1,880   | 1,903   | 1,904   | 1,894   | 1,933   | 2,065   |
| 111 Crop production                               | 1,663   | 1,614   | 1,537   | 1,533   | 1,550   | 1,568   | 1,570   | 1,589   | 1,600   | 1,597   | 1,637   | 1,735   |
| 1111 Oilseed and grain farming                    | *       | *       | *       | *       | *       | *       | *       | *       | *       | *       | *       | *       |
| 1112 Vegetable and melon farming                  | 474     | 476     | 478     | 472     | 491     | 491     | 499     | 504     | 522     | 521     | 502     | 500     |
| 1113 Fruit and tree nut farming                   | *       | *       | *       | *       | *       | *       | *       | *       | *       | *       | *       | *       |
| 1114 Greenhouse and nursery production            | 324     | 334     | 334     | 329     | 329     | 343     | 340     | 343     | 351     | 340     | 348     | 370     |
| 1119 Other crop farming                           | 49      | 48      | 48      | 49      | 49      | 49      | 46      | 50      | 49      | 50      | 50      | 50      |
| 112 Animal production and aquaculture             | 113     | 120     | 120     | 127     | 127     | 124     | 127     | 120     | 129     | 123     | 130     | 147     |
| 1121 Cattle ranching and farming                  | *       | *       | *       | *       | *       | *       | *       | *       | *       | *       | *       | *       |
| 1122 Hog and pig farming                          | *       | *       | *       | *       | *       | *       | *       | *       | *       | *       | *       | *       |
| 1123 Poultry and egg production                   | 36      | 35      | 35      | 33      | 34      | 34      | 33      | 35      | 35      | 35      | 35      | 34      |
| 1124 Sheep and goat farming                       | *       | *       | *       | *       | *       | *       | *       | *       | *       | *       | *       | *       |
| 1125 Aquaculture                                  | 72      | 80      | 78      | 76      | 77      | 73      | 75      | 68      | 77      | 70      | 78      | 95      |
| 1129 Other animal production                      | *       | *       | *       | *       | *       | *       | *       | *       | *       | *       | *       | *       |
| 114 Fishing, hunting and trapping                 | 133     | 120     | 131     | 113     | 124     | 95      | 124     | 134     | 118     | 118     | 112     | 129     |
| 1141 Fishing                                      | 133     | 120     | 131     | 113     | 124     | 95      | 124     | 134     | 118     | 118     | 112     | 129     |
| 115 Agriculture and forestry support activities   | 54      | 54      | 54      | 56      | 57      | 58      | 59      | 60      | 57      | 56      | 54      | 54      |
| 1151 Support activities for crop production       | *       | *       | *       | *       | *       | *       | *       | *       | *       | *       | *       | *       |
| 1152 Support activities for animal production     | *       | *       | *       | *       | *       | *       | *       | *       | *       | *       | *       | *       |
| 21 Mining, Quarrying, and Oil and Gas             | 204     | 204     | 203     | 189     | 190     | 190     | 189     | 189     | 197     | 186     | 185     | 187     |
| 211 Oil and gas extraction                        | *       | *       | *       | *       | *       | *       | *       | *       | *       | *       | *       | *       |
| 2111 Oil and gas extraction                       | *       | *       | *       | *       | *       | *       | *       | *       | *       | *       | *       | *       |
| 212 Mining, except oil and gas                    | 201     | 201     | 200     | 186     | 187     | 187     | 186     | 186     | 194     | 183     | 182     | 184     |
| 2123 Nonmetallic mineral mining and quarrying     | 201     | 201     | 200     | 186     | 187     | 187     | 186     | 186     | 194     | 183     | 182     | 184     |
| 213 Support activities for mining                 | *       | *       | *       | *       | *       | *       | *       | *       | *       | *       | *       | *       |
| 2131 Support activities for mining                | *       | *       | *       | *       | *       | *       | *       | *       | *       | *       | *       | *       |
| 23 Construction                                   | 21,891  | 22,188  | 22,474  | 22,627  | 23,015  | 22,829  | 23,149  | 23,309  | 23,036  | 22,999  | 23,228  | 23,332  |
| 236 Construction of buildings                     | 6,231   | 6,395   | 6,581   | 6,575   | 6,698   | 6,738   | 6,841   | 6,815   | 6,803   | 6,846   | 6,946   | 6,919   |
| 2361 Residential building construction            | 2,302   | 2,408   | 2,471   | 2,310   | 2,381   | 2,311   | 2,308   | 2,317   | 2,327   | 2,377   | 2,399   | 2,385   |
| 2362 Nonresidential building construction         | 3,929   | 3,987   | 4,110   | 4,265   | 4,317   | 4,427   | 4,533   | 4,498   | 4,476   | 4,469   | 4,547   | 4,534   |
| 237 Heavy and civil engineering construction      | 2,968   | 3,020   | 3,041   | 3,308   | 3,333   | 3,053   | 2,963   | 2,944   | 2,945   | 3,000   | 3,020   | 3,056   |
| 2371 Utility system construction                  | 1,372   | 1,387   | 1,430   | 1,720   | 1,711   | 1,426   | 1,362   | 1,341   | 1,336   | 1,283   | 1,261   | 1,264   |
| 2372 Land subdivision                             | 291     | 294     | 296     | 293     | 297     | 292     | 299     | 305     | 305     | 308     | 305     | 306     |
| 2373 Highway, street, and bridge construction     | 854     | 885     | 837     | 858     | 881     | 905     | 884     | 882     | 875     | 859     | 864     | 863     |
| 2379 Other heavy construction                     | 451     | 454     | 478     | 437     | 444     | 430     | 418     | 416     | 429     | 550     | 590     | 623     |
| 238 Specialty trade contractors                   | 12,692  | 12,773  | 12,852  | 12,744  | 12,984  | 13,038  | 13,345  | 13,550  | 13,288  | 13,153  | 13,262  | 13,357  |
| 2381 Building foundation and exterior contractors | 2,579   | 2,487   | 2,525   | 2,497   | 2,607   | 2,625   | 2,657   | 2,704   | 2,673   | 2,643   | 2,626   | 2,685   |
| 2382 Building equipment contractors               | 6,304   | 6,377   | 6,364   | 6,366   | 6,523   | 6,538   | 6,576   | 6,620   | 6,591   | 6,477   | 6,519   | 6,619   |

HONOLULU

| Industry   | Jan    | Feb    | Mar    | Apr    | May    | Jun    | Jul    | Aug    | Sep    | Oct    | Nov    | Dec    |
|--|--------|--------|--------|--------|--------|--------|--------|--------|--------|--------|--------|--------|
| 2383 Building finishing contractors                | 2,622  | 2,701  | 2,764  | 2,645  | 2,629  | 2,673  | 2,824  | 2,938  | 2,847  | 2,852  | 2,938  | 2,863  |
| 2389 Other specialty trade contractors             | 1,187  | 1,208  | 1,199  | 1,236  | 1,225  | 1,202  | 1,288  | 1,288  | 1,177  | 1,181  | 1,179  | 1,190  |
| 31-33 Manufacturing                                | 10,737 | 10,800 | 10,773 | 10,733 | 10,767 | 10,822 | 10,798 | 10,894 | 10,975 | 10,982 | 11,045 | 11,023 |
| 311 Food manufacturing                             | 4,672  | 4,694  | 4,746  | 4,713  | 4,737  | 4,729  | 4,767  | 4,775  | 4,843  | 4,898  | 4,947  | 4,932  |
| 3111 Animal food manufacturing                     | *      | *      | *      | *      | *      | *      | *      | *      | *      | *      | *      | *      |
| 3112 Grain and oilseed milling                     | 50     | 48     | 49     | 51     | 48     | 47     | 49     | 49     | 49     | 49     | 50     | 48     |
| 3113 Sugar and confectionery product manufacturing | 373    | 371    | 386    | 374    | 382    | 384    | 393    | 391    | 399    | 405    | 407    | 411    |
| 3114 Fruit and vegetable preserving and specialty  | 279    | 279    | 287    | 280    | 296    | 295    | 287    | 294    | 301    | 299    | 301    | 300    |
| 3115 Dairy product manufacturing                   | 179    | 181    | 185    | 181    | 184    | 184    | 191    | 189    | 188    | 189    | 185    | 184    |
| 3116 Animal slaughtering and processing            | 363    | 362    | 367    | 364    | 369    | 370    | 369    | 371    | 368    | 367    | 369    | 367    |
| 3117 Seafood product preparation and packaging     | *      | *      | *      | *      | *      | *      | *      | *      | *      | *      | *      | *      |
| 3118 Bakeries and tortilla manufacturing           | 1,933  | 1,967  | 2,010  | 2,006  | 2,006  | 2,020  | 2,053  | 2,043  | 2,075  | 2,109  | 2,152  | 2,134  |
| 3119 Other food manufacturing                      | 1,459  | 1,450  | 1,426  | 1,428  | 1,425  | 1,403  | 1,406  | 1,419  | 1,442  | 1,459  | 1,461  | 1,467  |
| 312 Beverage and tobacco product manufacturing     | 696    | 699    | 681    | 715    | 690    | 694    | 705    | 701    | 698    | 707    | 698    | 689    |
| 3121 Beverage manufacturing                        | 696    | 699    | 681    | 715    | 690    | 694    | 705    | 701    | 698    | 707    | 698    | 689    |
| 313 Textile mills                                  | *      | *      | *      | *      | *      | *      | *      | *      | *      | *      | *      | *      |
| 3133 Textile and fabric finishing mills            | *      | *      | *      | *      | *      | *      | *      | *      | *      | *      | *      | *      |
| 314 Textile product mills                          | 142    | 147    | 153    | 148    | 152    | 147    | 148    | 150    | 154    | 158    | 158    | 159    |
| 3141 Textile furnishings mills                     | *      | *      | *      | *      | *      | *      | *      | *      | *      | *      | *      | *      |
| 3149 Other textile product mills                   | *      | *      | *      | *      | *      | *      | *      | *      | *      | *      | *      | *      |
| 315 Apparel manufacturing                          | 511    | 525    | 536    | 520    | 517    | 529    | 528    | 534    | 530    | 517    | 514    | 515    |
| 3152 Cut and sew apparel manufacturing             | *      | *      | *      | *      | *      | *      | *      | *      | *      | *      | *      | *      |
| 3159 Accessories and other apparel manufacturing   | *      | *      | *      | *      | *      | *      | *      | *      | *      | *      | *      | *      |
| 316 Leather and allied product manufacturing       | *      | *      | *      | *      | *      | *      | *      | *      | *      | *      | *      | *      |
| 3162 Footwear manufacturing                        | *      | *      | *      | *      | *      | *      | *      | *      | *      | *      | *      | *      |
| 321 Wood product manufacturing                     | 157    | 161    | 161    | 146    | 162    | 164    | 142    | 156    | 185    | 170    | 174    | 172    |
| 3212 Plywood and engineered wood product mfg.      | 82     | 82     | 82     | 74     | 90     | 93     | 85     | 97     | 129    | 113    | 117    | 116    |
| 3219 Other wood product manufacturing              | 75     | 79     | 79     | 72     | 72     | 71     | 57     | 59     | 56     | 57     | 57     | 56     |
| 322 Paper manufacturing                            | 34     | 34     | 33     | 35     | 35     | 34     | 34     | 34     | 32     | 32     | 32     | 32     |
| 3222 Converted paper product manufacturing         | 34     | 34     | 33     | 35     | 35     | 34     | 34     | 34     | 32     | 32     | 32     | 32     |
| 323 Printing and related support activities        | 686    | 686    | 680    | 683    | 682    | 692    | 684    | 670    | 664    | 678    | 682    | 686    |
| 3231 Printing and related support activities       | 686    | 686    | 680    | 683    | 682    | 692    | 684    | 670    | 664    | 678    | 682    | 686    |
| 324 Petroleum and coal products manufacturing      | *      | *      | *      | *      | *      | *      | *      | *      | *      | *      | *      | *      |
| 3241 Petroleum and coal products manufacturing     | *      | *      | *      | *      | *      | *      | *      | *      | *      | *      | *      | *      |
| 325 Chemical manufacturing                         | 164    | 166    | 170    | 169    | 173    | 184    | 175    | 180    | 179    | 168    | 167    | 167    |
| 3251 Basic chemical manufacturing                  | *      | *      | *      | *      | *      | *      | *      | *      | *      | *      | *      | *      |
| 3253 Agricultural chemical manufacturing           | *      | *      | *      | *      | *      | *      | *      | *      | *      | *      | *      | *      |
| 3254 Pharmaceutical and medicine manufacturing     | *      | *      | *      | *      | *      | *      | *      | *      | *      | *      | *      | *      |
| 3256 Soap, cleaning compound, and toiletry mfg.    | 50     | 53     | 52     | 51     | 52     | 52     | 50     | 54     | 52     | 38     | 38     | 39     |
| 326 Plastics and rubber products manufacturing     | 269    | 271    | 272    | 274    | 274    | 273    | 278    | 284    | 282    | 281    | 286    | 284    |
| 3261 Plastics product manufacturing                | *      | *      | *      | *      | *      | *      | *      | *      | *      | *      | *      | *      |
| 3262 Rubber product manufacturing                  | *      | *      | *      | *      | *      | *      | *      | *      | *      | *      | *      | *      |
| 327 Nonmetallic mineral product manufacturing      | 535    | 556    | 556    | 582    | 582    | 575    | 560    | 540    | 543    | 538    | 528    | 512    |
| 3272 Glass and glass product manufacturing         | *      | *      | *      | *      | *      | *      | *      | *      | *      | *      | *      | *      |
| 3273 Cement and concrete product manufacturing     | 420    | 441    | 443    | 469    | 466    | 464    | 453    | 436    | 434    | 428    | 414    | 400    |
| 3279 Other nonmetallic mineral products            | *      | *      | *      | *      | *      | *      | *      | *      | *      | *      | *      | *      |
| 332 Fabricated metal product manufacturing         | 305    | 311    | 296    | 294    | 289    | 301    | 304    | 309    | 301    | 278    | 280    | 281    |
| 3322 Cutlery and handtool manufacturing            | *      | *      | *      | *      | *      | *      | *      | *      | *      | *      | *      | *      |

HONOLULU

| Industry   | Jan     | Feb     | Mar     | Apr     | May     | Jun     | Jul     | Aug     | Sep     | Oct     | Nov     | Dec     |
|--|---------|---------|---------|---------|---------|---------|---------|---------|---------|---------|---------|---------|
| 3323 Architectural and structural metals mfg.      | 214     | 216     | 201     | 198     | 196     | 207     | 211     | 216     | 208     | 187     | 189     | 188     |
| 3324 Boiler, tank, and shipping container mfg.     | *       | *       | *       | *       | *       | *       | *       | *       | *       | *       | *       | *       |
| 3327 Machine shops and threaded product mfg.       | 33      | 36      | 34      | 36      | 35      | 35      | 35      | 35      | 35      | 33      | 33      | 32      |
| 3328 Coating, engraving, and heat treating metals  | *       | *       | *       | *       | *       | *       | *       | *       | *       | *       | *       | *       |
| 333 Machinery manufacturing                        | *       | *       | *       | *       | *       | *       | *       | *       | *       | *       | *       | *       |
| 3331 Ag., construction, and mining machinery mfg.  | *       | *       | *       | *       | *       | *       | *       | *       | *       | *       | *       | *       |
| 3334 HVAC and commercial refrigeration equipment   | *       | *       | *       | *       | *       | *       | *       | *       | *       | *       | *       | *       |
| 334 Computer and electronic product manufacturing  | 148     | 148     | 169     | 176     | 176     | 173     | 178     | 179     | 182     | 174     | 186     | 179     |
| 3341 Computer and peripheral equipment mfg.        | *       | *       | *       | *       | *       | *       | *       | *       | *       | *       | *       | *       |
| 3342 Communications equipment manufacturing        | *       | *       | *       | *       | *       | *       | *       | *       | *       | *       | *       | *       |
| 3344 Semiconductor and electronic component mfg.   | *       | *       | *       | *       | *       | *       | *       | *       | *       | *       | *       | *       |
| 3345 Electronic instrument manufacturing           | *       | *       | *       | *       | *       | *       | *       | *       | *       | *       | *       | *       |
| 335 Electrical equipment and appliance mfg.        | *       | *       | *       | *       | *       | *       | *       | *       | *       | *       | *       | *       |
| 3351 Electric lighting equipment manufacturing     | *       | *       | *       | *       | *       | *       | *       | *       | *       | *       | *       | *       |
| 336 Transportation equipment manufacturing         | *       | *       | *       | *       | *       | *       | *       | *       | *       | *       | *       | *       |
| 3362 Motor vehicle body and trailer manufacturing  | *       | *       | *       | *       | *       | *       | *       | *       | *       | *       | *       | *       |
| 3363 Motor vehicle parts manufacturing             | *       | *       | *       | *       | *       | *       | *       | *       | *       | *       | *       | *       |
| 3364 Aerospace product and parts manufacturing     | *       | *       | *       | *       | *       | *       | *       | *       | *       | *       | *       | *       |
| 3366 Ship and boat building                        | *       | *       | *       | *       | *       | *       | *       | *       | *       | *       | *       | *       |
| 337 Furniture and related product manufacturing    | 253     | 259     | 248     | 249     | 248     | 245     | 248     | 252     | 254     | 264     | 262     | 256     |
| 3371 Household and institutional furniture mfg.    | 161     | 164     | 157     | 159     | 156     | 152     | 157     | 158     | 158     | 168     | 167     | 162     |
| 3372 Office furniture and fixtures manufacturing   | 38      | 39      | 38      | 37      | 40      | 38      | 39      | 40      | 39      | 41      | 39      | 38      |
| 3379 Other furniture related product manufacturing | 54      | 56      | 53      | 53      | 52      | 55      | 52      | 54      | 57      | 55      | 56      | 56      |
| 339 Miscellaneous manufacturing                    | 805     | 797     | 766     | 767     | 764     | 764     | 770     | 763     | 774     | 769     | 779     | 772     |
| 3391 Medical equipment and supplies                | 188     | 191     | 173     | 172     | 167     | 164     | 163     | 166     | 167     | 168     | 163     | 163     |
| 3399 Other miscellaneous manufacturing             | 617     | 606     | 593     | 595     | 597     | 600     | 607     | 597     | 607     | 601     | 616     | 609     |
| Service Providing                                  | 315,981 | 318,007 | 319,184 | 319,292 | 320,087 | 320,956 | 322,593 | 322,310 | 322,712 | 324,017 | 328,492 | 330,259 |
| 22 Utilities                                       | 2,477   | 2,486   | 2,497   | 2,488   | 2,489   | 2,531   | 2,537   | 2,528   | 2,533   | 2,537   | 2,543   | 2,552   |
| 221 Utilities                                      | 2,477   | 2,486   | 2,497   | 2,488   | 2,489   | 2,531   | 2,537   | 2,528   | 2,533   | 2,537   | 2,543   | 2,552   |
| 2211 Power generation and supply                   | *       | *       | *       | *       | *       | *       | *       | *       | *       | *       | *       | *       |
| 2212 Natural gas distribution                      | *       | *       | *       | *       | *       | *       | *       | *       | *       | *       | *       | *       |
| 2213 Water, sewage and other systems               | 94      | 93      | 95      | 90      | 93      | 95      | 90      | 88      | 90      | 84      | 86      | 86      |
| 42 Wholesale Trade                                 | 14,193  | 14,120  | 14,213  | 14,192  | 14,157  | 14,174  | 14,187  | 14,230  | 14,237  | 14,155  | 14,218  | 14,223  |
| 423 Merchant wholesalers, durable goods            | 5,507   | 5,462   | 5,507   | 5,505   | 5,499   | 5,522   | 5,480   | 5,469   | 5,518   | 5,483   | 5,461   | 5,468   |
| 4231 Motor vehicle and parts merchant wholesalers  | 371     | 377     | 379     | 369     | 379     | 384     | 393     | 385     | 391     | 405     | 383     | 377     |
| 4232 Furniture and furnishing merchant wholesalers | 213     | 215     | 217     | 220     | 221     | 226     | 210     | 209     | 216     | 211     | 213     | 213     |
| 4233 Lumber and const. supply merchant wholesalers | 695     | 683     | 687     | 689     | 679     | 694     | 693     | 696     | 696     | 703     | 708     | 724     |
| 4234 Commercial equip. merchant wholesalers        | 1,054   | 1,044   | 1,037   | 1,031   | 1,035   | 1,025   | 1,027   | 1,025   | 1,037   | 1,038   | 1,026   | 1,015   |
| 4235 Metal and mineral merchant wholesalers        | 98      | 100     | 103     | 101     | 100     | 98      | 97      | 97      | 97      | 96      | 96      | 97      |
| 4236 Appliance and electric goods merchant whls.   | 424     | 416     | 432     | 423     | 427     | 436     | 434     | 433     | 429     | 427     | 424     | 429     |
| 4237 Hardware and plumbing merchant wholesalers    | 525     | 525     | 530     | 530     | 533     | 539     | 532     | 528     | 534     | 532     | 529     | 524     |
| 4238 Machinery and supply merchant wholesalers     | 815     | 810     | 816     | 838     | 833     | 835     | 829     | 831     | 823     | 826     | 836     | 840     |
| 4239 Misc. durable goods merchant wholesalers      | 1,312   | 1,292   | 1,306   | 1,304   | 1,292   | 1,285   | 1,265   | 1,265   | 1,295   | 1,245   | 1,246   | 1,249   |
| 424 Merchant wholesalers, nondurable goods         | 6,896   | 6,865   | 6,906   | 6,903   | 6,864   | 6,873   | 6,929   | 6,935   | 6,903   | 6,897   | 6,957   | 6,942   |
| 4241 Paper and paper product merchant wholesalers  | 422     | 412     | 421     | 434     | 425     | 425     | 430     | 427     | 429     | 415     | 422     | 423     |
| 4242 Druggists' goods merchant wholesalers         | 573     | 575     | 575     | 566     | 570     | 561     | 563     | 559     | 546     | 548     | 579     | 560     |
| 4243 Apparel and piece goods merchant wholesalers  | 351     | 354     | 357     | 367     | 362     | 354     | 358     | 355     | 351     | 362     | 356     | 359     |
| 4244 Grocery and related product wholesalers       | 3,265   | 3,274   | 3,282   | 3,281   | 3,282   | 3,307   | 3,331   | 3,343   | 3,341   | 3,333   | 3,339   | 3,326   |

HONOLULU

| Industry   | Jan    | Feb    | Mar    | Apr    | May    | Jun    | Jul    | Aug    | Sep    | Oct    | Nov    | Dec    |
|--|--------|--------|--------|--------|--------|--------|--------|--------|--------|--------|--------|--------|
| 4246 Chemical merchant wholesalers                 | 167    | 169    | 170    | 170    | 169    | 170    | 173    | 168    | 168    | 169    | 171    | 173    |
| 4247 Petroleum merchant wholesalers                | 339    | 338    | 338    | 334    | 335    | 334    | 330    | 325    | 320    | 322    | 321    | 320    |
| 4248 Alcoholic beverage merchant wholesalers       | 762    | 762    | 767    | 763    | 767    | 760    | 764    | 758    | 763    | 765    | 773    | 774    |
| 4249 Misc. nondurable goods merchant wholesalers   | 1,017  | 981    | 996    | 988    | 954    | 962    | 980    | 1,000  | 985    | 983    | 996    | 1,007  |
| 425 Electronic markets and agents and brokers      | 1,790  | 1,793  | 1,800  | 1,784  | 1,794  | 1,779  | 1,778  | 1,826  | 1,816  | 1,775  | 1,800  | 1,813  |
| 4251 Electronic markets and agents and brokers     | 1,790  | 1,793  | 1,800  | 1,784  | 1,794  | 1,779  | 1,778  | 1,826  | 1,816  | 1,775  | 1,800  | 1,813  |
| 44-45 Retail Trade                                 | 47,736 | 47,287 | 47,474 | 47,174 | 47,167 | 47,323 | 47,437 | 47,558 | 47,303 | 47,493 | 49,453 | 50,298 |
| 441 Motor vehicle and parts dealers                | 4,547  | 4,630  | 4,649  | 4,687  | 4,718  | 4,729  | 4,719  | 4,726  | 4,752  | 4,779  | 4,788  | 4,803  |
| 4411 Automobile dealers                            | 2,963  | 3,030  | 3,035  | 3,076  | 3,112  | 3,126  | 3,131  | 3,153  | 3,175  | 3,181  | 3,182  | 3,203  |
| 4412 Other motor vehicle dealers                   | 251    | 252    | 248    | 247    | 255    | 275    | 256    | 260    | 265    | 281    | 288    | 282    |
| 4413 Auto parts, accessories, and tire stores      | 1,333  | 1,348  | 1,366  | 1,364  | 1,351  | 1,328  | 1,332  | 1,313  | 1,312  | 1,317  | 1,318  | 1,318  |
| 442 Furniture and home furnishings stores          | 958    | 965    | 962    | 1,039  | 1,013  | 976    | 967    | 973    | 977    | 980    | 994    | 1,006  |
| 4421 Furniture stores                              | 333    | 328    | 342    | 339    | 343    | 344    | 342    | 344    | 337    | 336    | 333    | 340    |
| 4422 Home furnishings stores                       | 625    | 637    | 620    | 700    | 670    | 632    | 625    | 629    | 640    | 644    | 661    | 666    |
| 443 Electronics and appliance stores               | 1,241  | 1,191  | 1,170  | 1,175  | 1,165  | 1,173  | 1,153  | 1,166  | 1,175  | 1,180  | 1,233  | 1,254  |
| 4431 Electronics and appliance stores              | 1,241  | 1,191  | 1,170  | 1,175  | 1,165  | 1,173  | 1,153  | 1,166  | 1,175  | 1,180  | 1,233  | 1,254  |
| 444 Building material and garden supply stores     | 2,141  | 2,148  | 2,266  | 2,197  | 2,208  | 2,197  | 2,162  | 2,250  | 2,250  | 2,259  | 2,233  | 2,243  |
| 4441 Building material and supplies dealers        | 2,061  | 2,068  | 2,184  | 2,122  | 2,134  | 2,119  | 2,082  | 2,167  | 2,167  | 2,173  | 2,147  | 2,155  |
| 4442 Lawn and garden equipment and supplies stores | 80     | 80     | 82     | 75     | 74     | 78     | 80     | 83     | 83     | 86     | 86     | 88     |
| 445 Food and beverage stores                       | 8,576  | 8,630  | 8,669  | 8,613  | 8,604  | 8,699  | 8,714  | 8,722  | 8,779  | 8,712  | 8,844  | 8,923  |
| 4451 Grocery stores                                | 7,317  | 7,361  | 7,413  | 7,361  | 7,353  | 7,437  | 7,440  | 7,462  | 7,509  | 7,419  | 7,487  | 7,536  |
| 4452 Specialty food stores                         | 1,155  | 1,160  | 1,149  | 1,147  | 1,146  | 1,153  | 1,164  | 1,154  | 1,154  | 1,178  | 1,245  | 1,270  |
| 4453 Beer, wine, and liquor stores                 | 104    | 109    | 107    | 105    | 105    | 109    | 110    | 106    | 116    | 115    | 112    | 117    |
| 446 Health and personal care stores                | 3,899  | 3,891  | 3,922  | 3,889  | 3,909  | 3,969  | 4,010  | 4,043  | 4,010  | 3,994  | 4,147  | 4,250  |
| 4461 Health and personal care stores               | 3,899  | 3,891  | 3,922  | 3,889  | 3,909  | 3,969  | 4,010  | 4,043  | 4,010  | 3,994  | 4,147  | 4,250  |
| 447 Gasoline stations                              | 1,168  | 1,157  | 1,163  | 1,146  | 1,139  | 1,154  | 1,144  | 1,143  | 1,140  | 1,122  | 1,115  | 1,136  |
| 4471 Gasoline stations                             | 1,168  | 1,157  | 1,163  | 1,146  | 1,139  | 1,154  | 1,144  | 1,143  | 1,140  | 1,122  | 1,115  | 1,136  |
| 448 Clothing and clothing accessories stores       | 9,250  | 8,970  | 8,926  | 8,774  | 8,709  | 8,799  | 8,803  | 8,765  | 8,571  | 8,540  | 9,566  | 9,793  |
| 4481 Clothing stores                               | 6,967  | 6,718  | 6,687  | 6,542  | 6,480  | 6,580  | 6,559  | 6,525  | 6,337  | 6,342  | 7,230  | 7,436  |
| 4482 Shoe stores                                   | 861    | 828    | 808    | 815    | 830    | 821    | 853    | 847    | 846    | 839    | 965    | 981    |
| 4483 Jewelry, luggage, and leather goods stores    | 1,422  | 1,424  | 1,431  | 1,417  | 1,399  | 1,398  | 1,391  | 1,393  | 1,388  | 1,359  | 1,371  | 1,376  |
| 451 Sports, hobby, music instrument, book stores   | 2,116  | 2,025  | 1,988  | 1,950  | 1,957  | 1,978  | 2,079  | 2,123  | 2,079  | 2,093  | 2,294  | 2,313  |
| 4511 Sporting goods and musical instrument stores  | 1,854  | 1,751  | 1,720  | 1,685  | 1,692  | 1,709  | 1,791  | 1,823  | 1,779  | 1,796  | 1,986  | 2,000  |
| 4512 Book stores and news dealers                  | 262    | 274    | 268    | 265    | 265    | 269    | 288    | 300    | 300    | 297    | 308    | 313    |
| 452 General merchandise stores                     | 9,366  | 9,137  | 9,252  | 9,146  | 9,143  | 9,064  | 9,087  | 9,063  | 8,956  | 9,197  | 9,618  | 9,935  |
| 4521 Department stores                             | 7,106  | 6,898  | 7,024  | 6,905  | 6,908  | 6,855  | 6,892  | 6,874  | 6,752  | 6,981  | 7,298  | 7,598  |
| 4529 Other general merchandise stores              | 2,260  | 2,239  | 2,228  | 2,241  | 2,235  | 2,209  | 2,195  | 2,189  | 2,204  | 2,216  | 2,320  | 2,337  |
| 453 Miscellaneous store retailers                  | 4,120  | 4,176  | 4,133  | 4,168  | 4,197  | 4,176  | 4,162  | 4,147  | 4,190  | 4,191  | 4,163  | 4,167  |
| 4531 Florists                                      | 369    | 410    | 370    | 369    | 396    | 376    | 357    | 353    | 347    | 350    | 357    | 357    |
| 4532 Office supplies, stationery, and gift stores  | 2,373  | 2,356  | 2,346  | 2,389  | 2,398  | 2,383  | 2,391  | 2,386  | 2,410  | 2,415  | 2,368  | 2,371  |
| 4533 Used merchandise stores                       | 443    | 440    | 444    | 447    | 447    | 447    | 433    | 429    | 433    | 433    | 448    | 444    |
| 4539 Other miscellaneous store retailers           | 935    | 970    | 973    | 963    | 956    | 970    | 981    | 979    | 1,000  | 993    | 990    | 995    |
| 454 Nonstore retailers                             | 354    | 367    | 374    | 390    | 405    | 409    | 437    | 437    | 424    | 446    | 458    | 475    |
| 4541 Electronic shopping and mail?order houses     | 137    | 145    | 145    | 158    | 165    | 170    | 191    | 192    | 186    | 182    | 193    | 190    |
| 4542 Vending machine operators                     | 71     | 75     | 77     | 82     | 84     | 80     | 84     | 84     | 88     | 92     | 95     | 94     |
| 4543 Direct selling establishments                 | 146    | 147    | 152    | 150    | 156    | 159    | 162    | 161    | 150    | 172    | 170    | 191    |
| 48-49 Transportation and Warehousing               | 18,355 | 18,540 | 18,593 | 18,672 | 18,788 | 18,995 | 18,920 | 18,976 | 19,030 | 19,146 | 19,160 | 19,433 |
| 481 Air transportation                             | 6,732  | 6,768  | 6,839  | 6,927  | 6,980  | 7,021  | 7,054  | 7,071  | 7,063  | 7,225  | 7,095  | 7,114  |

HONOLULU

| Industry   | Jan   | Feb   | Mar   | Apr   | May   | Jun   | Jul   | Aug   | Sep   | Oct   | Nov   | Dec   |
|--|-------|-------|-------|-------|-------|-------|-------|-------|-------|-------|-------|-------|
| 4811 Scheduled air transportation                  | 6,586 | 6,619 | 6,689 | 6,778 | 6,808 | 6,857 | 6,891 | 6,904 | 6,893 | 7,052 | 6,905 | 6,912 |
| 4812 Nonscheduled air transportation               | 146   | 149   | 150   | 149   | 172   | 164   | 163   | 167   | 170   | 173   | 190   | 202   |
| 483 Water transportation                           | 1,540 | 1,582 | 1,536 | 1,553 | 1,527 | 1,593 | 1,546 | 1,539 | 1,602 | 1,570 | 1,552 | 1,575 |
| 4831 Sea, coastal, and Great Lakes transportation  | *     | *     | *     | *     | *     | *     | *     | *     | *     | *     | *     | *     |
| 4832 Inland water transportation                   | *     | *     | *     | *     | *     | *     | *     | *     | *     | *     | *     | *     |
| 484 Truck transportation                           | 2,223 | 2,271 | 2,262 | 2,277 | 2,370 | 2,431 | 2,405 | 2,385 | 2,369 | 2,356 | 2,338 | 2,327 |
| 4841 General freight trucking                      | 1,043 | 1,058 | 1,054 | 1,062 | 1,082 | 1,099 | 1,091 | 1,105 | 1,091 | 1,095 | 1,108 | 1,111 |
| 4842 Specialized freight trucking                  | 1,180 | 1,213 | 1,208 | 1,215 | 1,288 | 1,332 | 1,314 | 1,280 | 1,278 | 1,261 | 1,230 | 1,216 |
| 485 Transit and ground passenger transportation    | 1,467 | 1,545 | 1,580 | 1,549 | 1,525 | 1,525 | 1,502 | 1,540 | 1,579 | 1,562 | 1,579 | 1,580 |
| 4853 Taxi and limousine service                    | *     | *     | *     | *     | *     | *     | *     | *     | *     | *     | *     | *     |
| 4854 School and employee bus transportation        | 575   | 587   | 588   | 571   | 567   | 524   | 534   | 566   | 569   | 570   | 573   | 563   |
| 4855 Charter bus industry                          | *     | *     | *     | *     | *     | *     | *     | *     | *     | *     | *     | *     |
| 4859 Other ground passenger transportation         | 563   | 590   | 612   | 613   | 610   | 622   | 580   | 579   | 600   | 571   | 592   | 614   |
| 487 Scenic and sightseeing transportation          | 1,730 | 1,752 | 1,770 | 1,776 | 1,766 | 1,762 | 1,773 | 1,791 | 1,751 | 1,743 | 1,721 | 1,766 |
| 4871 Scenic and sightseeing transportation, land   | *     | *     | *     | *     | *     | *     | *     | *     | *     | *     | *     | *     |
| 4872 Scenic and sightseeing transportation, water  | 716   | 728   | 740   | 718   | 721   | 717   | 731   | 738   | 726   | 713   | 712   | 749   |
| 4879 Scenic and sightseeing transportation, other  | *     | *     | *     | *     | *     | *     | *     | *     | *     | *     | *     | *     |
| 488 Support activities for transportation          | 3,201 | 3,165 | 3,140 | 3,132 | 3,163 | 3,197 | 3,204 | 3,204 | 3,224 | 3,222 | 3,255 | 3,306 |
| 4881 Support activities for air transportation     | 1,606 | 1,554 | 1,533 | 1,507 | 1,531 | 1,548 | 1,547 | 1,540 | 1,538 | 1,595 | 1,633 | 1,645 |
| 4883 Support activities for water transportation   | *     | *     | *     | *     | *     | *     | *     | *     | *     | *     | *     | *     |
| 4884 Support activities for road transportation    | 142   | 141   | 157   | 156   | 163   | 163   | 168   | 172   | 173   | 175   | 156   | 166   |
| 4885 Freight transportation arrangement            | 373   | 372   | 368   | 373   | 374   | 371   | 376   | 385   | 385   | 354   | 345   | 352   |
| 4889 Other support activities for transportation   | *     | *     | *     | *     | *     | *     | *     | *     | *     | *     | *     | *     |
| 491 Postal service                                 | *     | *     | *     | *     | *     | *     | *     | *     | *     | *     | *     | *     |
| 4911 Postal service                                | *     | *     | *     | *     | *     | *     | *     | *     | *     | *     | *     | *     |
| 492 Couriers and messengers                        | 907   | 910   | 915   | 906   | 901   | 912   | 892   | 900   | 900   | 925   | 1,063 | 1,211 |
| 4921 Couriers and express delivery services        | 788   | 789   | 793   | 786   | 780   | 787   | 770   | 772   | 779   | 800   | 937   | 1,089 |
| 4922 Local messengers and local delivery           | 119   | 121   | 122   | 120   | 121   | 125   | 122   | 128   | 121   | 125   | 126   | 122   |
| 493 Warehousing and storage                        | *     | *     | *     | *     | *     | *     | *     | *     | *     | *     | *     | *     |
| 4931 Warehousing and storage                       | *     | *     | *     | *     | *     | *     | *     | *     | *     | *     | *     | *     |
| 51 Information                                     | 6,880 | 7,009 | 7,061 | 6,984 | 6,600 | 6,525 | 8,172 | 6,925 | 7,300 | 8,008 | 8,180 | 8,420 |
| 511 Publishing industries, except Internet         | 1,002 | 1,026 | 1,031 | 1,038 | 1,013 | 982   | 961   | 961   | 959   | 961   | 963   | 968   |
| 5111 Newspaper, book, and directory publishers     | 908   | 917   | 927   | 930   | 921   | 932   | 914   | 914   | 912   | 914   | 916   | 920   |
| 5112 Software publishers                           | 94    | 109   | 104   | 108   | 92    | 50    | 47    | 47    | 47    | 47    | 47    | 48    |
| 512 Motion picture and sound recording industries  | 1,200 | 1,326 | 1,371 | 1,269 | 896   | 902   | 2,557 | 1,319 | 1,686 | 2,355 | 2,494 | 2,716 |
| 5121 Motion picture and video industries           | 1,187 | 1,311 | 1,356 | 1,254 | 879   | 885   | 2,543 | 1,306 | 1,675 | 2,342 | 2,481 | 2,704 |
| 5122 Sound recording industries                    | 13    | 15    | 15    | 15    | 17    | 17    | 14    | 13    | 11    | 13    | 13    | 12    |
| 515 Broadcasting, except Internet                  | 841   | 842   | 852   | 845   | 851   | 858   | 855   | 836   | 833   | 850   | 856   | 860   |
| 5151 Radio and television broadcasting             | 789   | 790   | 800   | 792   | 796   | 805   | 803   | 782   | 778   | 792   | 797   | 804   |
| 5152 Cable and other subscription programming      | 52    | 52    | 52    | 53    | 55    | 53    | 52    | 54    | 55    | 58    | 59    | 56    |
| 517 Telecommunications                             | 3,130 | 3,117 | 3,118 | 3,124 | 3,167 | 3,126 | 3,142 | 3,143 | 3,149 | 3,165 | 3,183 | 3,184 |
| 5171 Wired telecommunications carriers             | 2,374 | 2,366 | 2,383 | 2,375 | 2,375 | 2,384 | 2,388 | 2,389 | 2,391 | 2,393 | 2,398 | 2,392 |
| 5172 Wireless telecommunications carriers          | 625   | 627   | 599   | 610   | 662   | 604   | 616   | 612   | 613   | 625   | 638   | 651   |
| 5174 Satellite telecommunications                  | *     | *     | *     | *     | *     | *     | *     | *     | *     | *     | *     | *     |
| 5179 Other telecommunications                      | *     | *     | *     | *     | *     | *     | *     | *     | *     | *     | *     | *     |
| 518 Data processing, hosting and related services  | 486   | 475   | 471   | 485   | 470   | 457   | 459   | 462   | 459   | 461   | 472   | 477   |
| 5182 Data processing, hosting and related services | 486   | 475   | 471   | 485   | 470   | 457   | 459   | 462   | 459   | 461   | 472   | 477   |
| 519 Other information services                     | 221   | 223   | 218   | 223   | 203   | 200   | 198   | 204   | 214   | 216   | 212   | 215   |

HONOLULU

| Industry  | Jan    | Feb    | Mar    | Apr    | May    | Jun    | Jul    | Aug    | Sep    | Oct    | Nov    | Dec    |
|---|--------|--------|--------|--------|--------|--------|--------|--------|--------|--------|--------|--------|
| 5191 Other information services                   | 221    | 223    | 218    | 223    | 203    | 200    | 198    | 204    | 214    | 216    | 212    | 215    |
| 52 Finance and Insurance                          | 12,545 | 12,556 | 12,656 | 12,605 | 12,639 | 12,701 | 12,641 | 12,634 | 12,635 | 12,598 | 12,645 | 12,614 |
| 522 Credit intermediation and related activities  | 5,547  | 5,537  | 5,616  | 5,570  | 5,632  | 5,654  | 5,637  | 5,613  | 5,610  | 5,605  | 5,603  | 5,582  |
| 5221 Depository credit intermediation             | 4,572  | 4,545  | 4,620  | 4,572  | 4,582  | 4,626  | 4,607  | 4,599  | 4,604  | 4,600  | 4,592  | 4,586  |
| 5222 Nondepository credit intermediation          | 674    | 677    | 679    | 691    | 723    | 725    | 719    | 719    | 715    | 704    | 715    | 702    |
| 5223 Activities related to credit intermediation  | 301    | 315    | 317    | 307    | 327    | 303    | 311    | 295    | 291    | 301    | 296    | 294    |
| 523 Securities, commodity contracts, investments  | 927    | 927    | 912    | 928    | 923    | 908    | 937    | 938    | 923    | 924    | 927    | 915    |
| 5231 Securities and commodity contracts brokerage | *      | *      | *      | *      | *      | *      | *      | *      | *      | *      | *      | *      |
| 5232 Securities and commodity exchanges           | *      | *      | *      | *      | *      | *      | *      | *      | *      | *      | *      | *      |
| 5239 Other financial investment activities        | 370    | 364    | 367    | 371    | 369    | 365    | 370    | 373    | 372    | 366    | 364    | 362    |
| 524 Insurance carriers and related activities     | 6,059  | 6,084  | 6,122  | 6,095  | 6,071  | 6,126  | 6,055  | 6,071  | 6,088  | 6,053  | 6,102  | 6,102  |
| 5241 Insurance carriers                           | 4,207  | 4,232  | 4,264  | 4,229  | 4,213  | 4,243  | 4,179  | 4,185  | 4,196  | 4,171  | 4,198  | 4,211  |
| 5242 Insurance agencies and brokerages            | 1,852  | 1,852  | 1,858  | 1,866  | 1,858  | 1,883  | 1,876  | 1,886  | 1,892  | 1,882  | 1,904  | 1,891  |
| 525 Funds, trusts, and other financial vehicles   | 12     | 8      | 6      | 12     | 13     | 13     | 12     | 12     | 14     | 16     | 13     | 15     |
| 5251 Insurance and employee benefit funds         | *      | *      | *      | *      | *      | *      | *      | *      | *      | *      | *      | *      |
| 5259 Other investment pools and funds             | *      | *      | *      | *      | *      | *      | *      | *      | *      | *      | *      | *      |
| 53 Real Estate and Rental and Leasing             | 7,438  | 7,500  | 7,591  | 7,645  | 7,729  | 7,661  | 7,706  | 7,653  | 7,693  | 7,625  | 7,636  | 7,807  |
| 531 Real estate                                   | 5,239  | 5,228  | 5,277  | 5,300  | 5,329  | 5,339  | 5,368  | 5,356  | 5,360  | 5,390  | 5,391  | 5,460  |
| 5311 Lessors of real estate                       | 2,030  | 2,007  | 2,045  | 2,064  | 2,042  | 2,055  | 2,035  | 2,036  | 2,038  | 2,070  | 2,077  | 2,099  |
| 5312 Offices of real estate agents and brokers    | 954    | 948    | 945    | 964    | 968    | 952    | 972    | 967    | 981    | 976    | 976    | 997    |
| 5313 Activities related to real estate            | 2,255  | 2,273  | 2,287  | 2,272  | 2,319  | 2,332  | 2,361  | 2,353  | 2,341  | 2,344  | 2,338  | 2,364  |
| 532 Rental and leasing services                   | *      | *      | *      | *      | *      | *      | *      | *      | *      | *      | *      | *      |
| 5321 Automotive equipment rental and leasing      | 972    | 980    | 994    | 1,011  | 1,025  | 1,023  | 1,029  | 1,032  | 1,018  | 1,006  | 1,035  | 1,058  |
| 5322 Consumer goods rental                        | 735    | 755    | 758    | 753    | 761    | 742    | 796    | 755    | 747    | 709    | 725    | 777    |
| 5323 General rental centers                       | *      | *      | *      | *      | *      | *      | *      | *      | *      | *      | *      | *      |
| 5324 Machinery and equipment rental and leasing   | 393    | 436    | 461    | 479    | 513    | 452    | 410    | 406    | 462    | 414    | 379    | 408    |
| 533 Lessors of nonfinancial intangible assets     | *      | *      | *      | *      | *      | *      | *      | *      | *      | *      | *      | *      |
| 5331 Lessors of nonfinancial intangible assets    | *      | *      | *      | *      | *      | *      | *      | *      | *      | *      | *      | *      |
| 54 Professional and Technical Services            | 20,805 | 21,159 | 21,173 | 20,991 | 20,663 | 20,679 | 20,725 | 20,636 | 20,601 | 20,692 | 20,784 | 21,149 |
| 541 Professional and technical services           | 20,805 | 21,159 | 21,173 | 20,991 | 20,663 | 20,679 | 20,725 | 20,636 | 20,601 | 20,692 | 20,784 | 21,149 |
| 5411 Legal services                               | 3,010  | 3,024  | 3,042  | 3,039  | 3,083  | 3,125  | 3,142  | 3,102  | 3,090  | 3,105  | 3,118  | 3,173  |
| 5412 Accounting and bookkeeping services          | 2,475  | 2,724  | 2,765  | 2,761  | 2,221  | 2,163  | 2,150  | 2,141  | 2,165  | 2,196  | 2,197  | 2,395  |
| 5413 Architectural and engineering services       | 4,564  | 4,594  | 4,590  | 4,555  | 4,647  | 4,725  | 4,734  | 4,725  | 4,665  | 4,690  | 4,725  | 4,738  |
| 5414 Specialized design services                  | 201    | 193    | 197    | 178    | 186    | 179    | 194    | 189    | 185    | 172    | 174    | 194    |
| 5415 Computer systems design and related services | 4,626  | 4,690  | 4,691  | 4,596  | 4,531  | 4,518  | 4,532  | 4,530  | 4,486  | 4,475  | 4,469  | 4,453  |
| 5416 Management and technical consulting services | 1,753  | 1,736  | 1,759  | 1,793  | 1,875  | 1,840  | 1,855  | 1,808  | 1,845  | 1,958  | 1,988  | 1,991  |
| 5417 Scientific research and development services | 1,497  | 1,519  | 1,474  | 1,405  | 1,386  | 1,383  | 1,377  | 1,364  | 1,356  | 1,290  | 1,274  | 1,262  |
| 5418 Advertising, PR, and related services        | 912    | 916    | 873    | 893    | 936    | 926    | 928    | 925    | 960    | 961    | 956    | 993    |
| 5419 Other professional and technical services    | 1,767  | 1,763  | 1,782  | 1,771  | 1,798  | 1,820  | 1,813  | 1,852  | 1,849  | 1,845  | 1,883  | 1,950  |
| 55 Management of Companies and Enterprises        | 7,445  | 7,432  | 7,428  | 7,477  | 7,483  | 7,468  | 7,537  | 7,518  | 7,599  | 7,600  | 7,631  | 7,641  |
| 551 Management of companies and enterprises       | 7,445  | 7,432  | 7,428  | 7,477  | 7,483  | 7,468  | 7,537  | 7,518  | 7,599  | 7,600  | 7,631  | 7,641  |
| 5511 Management of companies and enterprises      | 7,445  | 7,432  | 7,428  | 7,477  | 7,483  | 7,468  | 7,537  | 7,518  | 7,599  | 7,600  | 7,631  | 7,641  |
| 56 Administrative and Waste Services              | 34,580 | 34,877 | 35,104 | 35,177 | 35,241 | 35,442 | 35,764 | 36,108 | 35,961 | 36,639 | 37,307 | 37,062 |
| 561 Administrative and support services           | 33,151 | 33,380 | 33,624 | 33,697 | 33,738 | 33,948 | 34,244 | 34,607 | 34,462 | 35,142 | 35,802 | 35,593 |
| 5611 Office administrative services               | 264    | 264    | 249    | 250    | 253    | 256    | 251    | 252    | 250    | 232    | 248    | 240    |
| 5612 Facilities support services                  | 798    | 788    | 720    | 683    | 626    | 604    | 551    | 553    | 560    | 576    | 565    | 573    |
| 5613 Employment services                          | 13,985 | 14,133 | 14,327 | 14,489 | 14,536 | 14,788 | 15,196 | 15,610 | 15,434 | 16,034 | 16,557 | 16,343 |
| 5614 Business support services                    | 838    | 820    | 830    | 816    | 801    | 823    | 833    | 829    | 796    | 800    | 800    | 836    |
| 5615 Travel arrangement and reservation services  | 2,911  | 3,006  | 3,010  | 2,994  | 3,032  | 3,062  | 3,092  | 3,065  | 3,076  | 3,111  | 3,132  | 3,100  |
| 5616 Investigation and security services          | 6,423  | 6,425  | 6,450  | 6,382  | 6,394  | 6,387  | 6,277  | 6,225  | 6,292  | 6,322  | 6,426  | 6,425  |

HONOLULU

| Industry  | Jan    | Feb    | Mar    | Apr    | May    | Jun    | Jul    | Aug    | Sep    | Oct    | Nov    | Dec    |
|---|--------|--------|--------|--------|--------|--------|--------|--------|--------|--------|--------|--------|
| 5617 Services to buildings and dwellings          | 7,131  | 7,101  | 7,247  | 7,256  | 7,291  | 7,241  | 7,230  | 7,297  | 7,251  | 7,286  | 7,270  | 7,277  |
| 5619 Other support services                       | 801    | 843    | 791    | 827    | 805    | 787    | 814    | 776    | 803    | 781    | 804    | 799    |
| 562 Waste management and remediation services     | 1,429  | 1,497  | 1,480  | 1,480  | 1,503  | 1,494  | 1,520  | 1,501  | 1,499  | 1,497  | 1,505  | 1,469  |
| 5621 Waste collection                             | 216    | 219    | 224    | 217    | 228    | 227    | 227    | 219    | 215    | 211    | 208    | 209    |
| 5622 Waste treatment and disposal                 | 423    | 425    | 426    | 421    | 411    | 414    | 417    | 412    | 414    | 405    | 412    | 410    |
| 5629 Remediation and other waste services         | 790    | 853    | 830    | 842    | 864    | 853    | 876    | 870    | 870    | 881    | 885    | 850    |
| 61 Educational Services                           | 11,154 | 11,657 | 11,549 | 11,746 | 11,901 | 11,839 | 11,401 | 11,161 | 11,423 | 11,125 | 11,478 | 11,281 |
| 611 Educational services                          | 11,154 | 11,657 | 11,549 | 11,746 | 11,901 | 11,839 | 11,401 | 11,161 | 11,423 | 11,125 | 11,478 | 11,281 |
| 6111 Elementary and secondary schools             | 5,705  | 5,966  | 5,870  | 6,133  | 6,231  | 6,328  | 6,122  | 5,820  | 6,023  | 5,749  | 5,891  | 5,838  |
| 6112 Junior colleges                              | 319    | 342    | 357    | 346    | 344    | 343    | 331    | 316    | 323    | 325    | 349    | 326    |
| 6113 Colleges and universities                    | 2,486  | 2,571  | 2,578  | 2,537  | 2,565  | 2,523  | 2,359  | 2,374  | 2,414  | 2,410  | 2,494  | 2,436  |
| 6114 Business, computer and management training   | 360    | 359    | 353    | 352    | 353    | 349    | 364    | 348    | 351    | 355    | 352    | 349    |
| 6115 Technical and trade schools                  | 337    | 338    | 344    | 331    | 333    | 317    | 341    | 333    | 334    | 341    | 333    | 337    |
| 6116 Other schools and instruction                | 1,749  | 1,829  | 1,839  | 1,832  | 1,807  | 1,765  | 1,695  | 1,779  | 1,742  | 1,718  | 1,737  | 1,702  |
| 6117 Educational support services                 | 198    | 252    | 208    | 215    | 268    | 214    | 189    | 191    | 236    | 227    | 322    | 293    |
| 62 Health Care and Social Assistance              | 48,614 | 48,910 | 49,252 | 49,251 | 49,412 | 49,408 | 49,319 | 49,617 | 49,700 | 49,516 | 50,271 | 50,283 |
| 621 Ambulatory health care services               | 18,716 | 18,825 | 18,972 | 18,901 | 18,891 | 18,829 | 18,984 | 19,195 | 19,197 | 19,078 | 19,452 | 19,539 |
| 6211 Offices of physicians                        | 6,328  | 6,363  | 6,384  | 6,375  | 6,325  | 6,352  | 6,318  | 6,328  | 6,310  | 6,359  | 6,389  | 6,475  |
| 6212 Offices of dentists                          | 2,923  | 2,921  | 2,941  | 2,942  | 2,926  | 2,954  | 2,976  | 2,997  | 2,966  | 2,978  | 2,993  | 3,029  |
| 6213 Offices of other health practitioners        | 2,988  | 2,956  | 3,004  | 2,996  | 2,996  | 2,971  | 2,975  | 3,036  | 3,042  | 3,030  | 3,019  | 3,012  |
| 6214 Outpatient care centers                      | 2,120  | 2,170  | 2,191  | 2,154  | 2,177  | 2,174  | 2,238  | 2,256  | 2,288  | 2,274  | 2,305  | 2,302  |
| 6215 Medical and diagnostic laboratories          | 1,252  | 1,257  | 1,261  | 1,263  | 1,260  | 1,263  | 1,254  | 1,261  | 1,271  | 1,277  | 1,295  | 1,289  |
| 6216 Home health care services                    | 2,519  | 2,553  | 2,583  | 2,556  | 2,593  | 2,499  | 2,587  | 2,680  | 2,686  | 2,500  | 2,786  | 2,767  |
| 6219 Other ambulatory health care services        | 586    | 605    | 608    | 615    | 614    | 616    | 636    | 637    | 634    | 660    | 665    | 665    |
| 622 Hospitals                                     | 13,482 | 13,579 | 13,548 | 13,769 | 13,861 | 13,803 | 13,743 | 13,789 | 13,714 | 13,805 | 13,855 | 13,845 |
| 6221 General medical and surgical hospitals       | 11,308 | 11,380 | 11,350 | 11,552 | 11,643 | 11,589 | 11,543 | 11,581 | 11,497 | 11,596 | 11,623 | 11,624 |
| 6222 Psychiatric and substance abuse hospitals    | *      | *      | *      | *      | *      | *      | *      | *      | *      | *      | *      | *      |
| 6223 Other hospitals                              | *      | *      | *      | *      | *      | *      | *      | *      | *      | *      | *      | *      |
| 623 Nursing and residential care facilities       | 5,831  | 5,860  | 5,831  | 5,878  | 5,923  | 5,960  | 6,001  | 6,031  | 6,031  | 5,983  | 6,021  | 6,051  |
| 6231 Nursing care facilities, skilled nursing     | 2,986  | 3,003  | 2,984  | 3,016  | 3,021  | 3,031  | 3,029  | 3,054  | 3,060  | 3,020  | 3,064  | 3,069  |
| 6232 Residential mental health facilities         | 728    | 727    | 718    | 725    | 720    | 723    | 724    | 736    | 732    | 712    | 710    | 717    |
| 6233 Continuing care, assisted living facilities  | 1,993  | 2,005  | 2,005  | 2,012  | 2,054  | 2,078  | 2,122  | 2,113  | 2,112  | 2,129  | 2,126  | 2,138  |
| 6239 Other residential care facilities            | 124    | 125    | 124    | 125    | 128    | 128    | 126    | 128    | 127    | 122    | 121    | 127    |
| 624 Social assistance                             | 10,585 | 10,646 | 10,901 | 10,703 | 10,737 | 10,816 | 10,591 | 10,602 | 10,758 | 10,650 | 10,943 | 10,848 |
| 6241 Individual and family services               | 5,995  | 6,018  | 6,236  | 6,133  | 6,142  | 6,299  | 6,101  | 6,033  | 6,219  | 6,215  | 6,503  | 6,366  |
| 6242 Emergency and other relief services          | 425    | 435    | 440    | 446    | 449    | 448    | 440    | 435    | 445    | 424    | 436    | 439    |
| 6243 Vocational rehabilitation services           | 1,097  | 1,115  | 1,130  | 1,020  | 1,025  | 1,106  | 1,152  | 1,055  | 1,013  | 957    | 952    | 964    |
| 6244 Child day care services                      | 3,068  | 3,078  | 3,095  | 3,104  | 3,121  | 2,963  | 2,898  | 3,079  | 3,081  | 3,054  | 3,052  | 3,079  |
| 71 Arts, Entertainment, and Recreation            | 6,755  | 6,979  | 6,990  | 6,958  | 7,107  | 7,315  | 7,161  | 7,132  | 7,156  | 7,295  | 7,165  | 7,096  |
| 711 Performing arts and spectator sports          | 525    | 623    | 525    | 593    | 547    | 513    | 551    | 554    | 575    | 681    | 622    | 658    |
| 7111 Performing arts companies                    | 314    | 425    | 316    | 388    | 361    | 325    | 338    | 358    | 366    | 463    | 418    | 445    |
| 7112 Spectator sports                             | 26     | 26     | 27     | 29     | 33     | 32     | 30     | 28     | 30     | 28     | 25     | 26     |
| 7113 Promoters of performing arts and sports      | 103    | 90     | 100    | 98     | 77     | 78     | 109    | 98     | 96     | 99     | 89     | 92     |
| 7114 Agents and managers for public figures       | 12     | 10     | 11     | 11     | 12     | 12     | 13     | 13     | 14     | 15     | 15     | 15     |
| 7115 Independent artists, writers, and performers | 70     | 72     | 71     | 67     | 64     | 66     | 61     | 57     | 69     | 76     | 75     | 80     |
| 712 Museums, historical sites, zoos, and parks    | 2,300  | 2,432  | 2,460  | 2,427  | 2,414  | 2,443  | 2,403  | 2,407  | 2,437  | 2,466  | 2,451  | 2,393  |
| 7121 Museums, historical sites, zoos, and parks   | 2,300  | 2,432  | 2,460  | 2,427  | 2,414  | 2,443  | 2,403  | 2,407  | 2,437  | 2,466  | 2,451  | 2,393  |
| 713 Amusements, gambling, and recreation          | 3,930  | 3,924  | 4,005  | 3,938  | 4,146  | 4,359  | 4,207  | 4,171  | 4,144  | 4,148  | 4,092  | 4,045  |
| 7131 Amusement parks and arcades                  | 363    | 344    | 358    | 363    | 365    | 549    | 402    | 394    | 414    | 445    | 380    | 323    |
| 7139 Other amusement and recreation industries    | 3,567  | 3,580  | 3,647  | 3,575  | 3,781  | 3,810  | 3,805  | 3,777  | 3,730  | 3,703  | 3,712  | 3,722  |

HONOLULU

| Industry   | Jan    | Feb    | Mar    | Apr    | May    | Jun    | Jul    | Aug    | Sep    | Oct    | Nov    | Dec    |
|--|--------|--------|--------|--------|--------|--------|--------|--------|--------|--------|--------|--------|
| 72 Accommodation and Food Services               | 57,880 | 58,243 | 58,357 | 58,562 | 59,307 | 59,529 | 59,638 | 60,038 | 59,807 | 59,798 | 60,208 | 60,553 |
| 721 Accommodation                                | 16,931 | 16,987 | 16,840 | 16,988 | 17,057 | 17,103 | 17,215 | 17,325 | 17,198 | 17,317 | 17,457 | 17,480 |
| 721110 Hotels and motels, except casino hotels   | 16,757 | 16,814 | 16,662 | 16,814 | 16,876 | 16,896 | 16,997 | 17,109 | 17,005 | 17,124 | 17,267 | 17,293 |
| 721191 Bed and breakfast inns                    | *      | *      | *      | *      | *      | *      | *      | *      | *      | *      | *      | *      |
| 721199 All other traveler accommodation          | 79     | 79     | 79     | 79     | 81     | 77     | 84     | 85     | 83     | 82     | 83     | 82     |
| 721214 Recreational and vacation camps           | *      | *      | *      | *      | *      | *      | *      | *      | *      | *      | *      | *      |
| 721310 Rooming and boarding houses               | 37     | 38     | 37     | 35     | 37     | 38     | 40     | 39     | 38     | 39     | 39     | 39     |
| 722 Food services and drinking places            | 40,949 | 41,256 | 41,517 | 41,574 | 42,250 | 42,426 | 42,423 | 42,713 | 42,609 | 42,481 | 42,751 | 43,073 |
| 722310 Food service contractors                  | 1,638  | 1,642  | 1,617  | 1,609  | 1,549  | 1,499  | 1,464  | 1,567  | 1,668  | 1,737  | 1,765  | 1,739  |
| 722320 Caterers                                  | 532    | 535    | 552    | 549    | 545    | 583    | 588    | 573    | 599    | 605    | 577    | 628    |
| 722330 Mobile food services                      | 101    | 104    | 104    | 107    | 103    | 98     | 94     | 91     | 92     | 77     | 78     | 79     |
| 722410 Drinking places, alcoholic beverages      | 1,305  | 1,369  | 1,360  | 1,386  | 1,453  | 1,458  | 1,450  | 1,456  | 1,405  | 1,393  | 1,417  | 1,395  |
| 722511 Full-service restaurants                  | 20,583 | 20,737 | 20,909 | 20,754 | 21,086 | 21,275 | 21,282 | 21,405 | 21,397 | 21,260 | 21,382 | 21,575 |
| 722513 Limited-service restaurants               | 13,967 | 14,053 | 14,166 | 14,307 | 14,525 | 14,492 | 14,496 | 14,486 | 14,385 | 14,357 | 14,476 | 14,642 |
| 722514 Cafeterias, grill buffets, and buffets    | 325    | 324    | 324    | 347    | 425    | 427    | 428    | 420    | 401    | 396    | 392    | 400    |
| 722515 Snack and nonalcoholic beverage bars      | 2,498  | 2,492  | 2,485  | 2,515  | 2,564  | 2,594  | 2,621  | 2,715  | 2,662  | 2,656  | 2,664  | 2,615  |
| 81 Other Services, Except Public                 | 18,977 | 19,095 | 19,090 | 19,203 | 19,226 | 19,176 | 19,281 | 19,393 | 19,518 | 19,567 | 19,577 | 19,617 |
| 811 Repair and maintenance                       | 2,666  | 2,656  | 2,696  | 2,720  | 2,735  | 2,722  | 2,695  | 2,700  | 2,728  | 2,738  | 2,691  | 2,706  |
| 8111 Automotive repair and maintenance           | 1,818  | 1,818  | 1,848  | 1,865  | 1,862  | 1,851  | 1,851  | 1,853  | 1,868  | 1,877  | 1,877  | 1,884  |
| 8112 Electronic equipment repair and maintenance | 153    | 153    | 153    | 150    | 156    | 156    | 156    | 159    | 164    | 165    | 163    | 163    |
| 8113 Commercial machinery repair and             | 388    | 378    | 385    | 398    | 408    | 408    | 392    | 397    | 400    | 394    | 346    | 347    |
| 8114 Household goods repair and maintenance      | 307    | 307    | 310    | 307    | 309    | 307    | 296    | 291    | 296    | 302    | 305    | 312    |
| 812 Personal and laundry services                | 6,526  | 6,559  | 6,574  | 6,574  | 6,625  | 6,555  | 6,569  | 6,595  | 6,680  | 6,706  | 6,698  | 6,745  |
| 8121 Personal care services                      | 2,581  | 2,582  | 2,584  | 2,556  | 2,577  | 2,497  | 2,520  | 2,551  | 2,557  | 2,568  | 2,578  | 2,592  |
| 8122 Death care services                         | 480    | 485    | 482    | 488    | 489    | 501    | 497    | 485    | 488    | 490    | 500    | 490    |
| 8123 Drycleaning and laundry services            | 1,344  | 1,337  | 1,338  | 1,349  | 1,341  | 1,313  | 1,312  | 1,307  | 1,314  | 1,313  | 1,308  | 1,312  |
| 8129 Other personal services                     | 2,121  | 2,155  | 2,170  | 2,181  | 2,218  | 2,244  | 2,240  | 2,252  | 2,321  | 2,335  | 2,312  | 2,351  |
| 813 Membership associations and organizations    | 9,522  | 9,603  | 9,545  | 9,642  | 9,598  | 9,634  | 9,751  | 9,834  | 9,851  | 9,865  | 9,924  | 9,908  |
| 8131 Religious organizations                     | 2,219  | 2,240  | 2,194  | 2,289  | 2,275  | 2,260  | 2,280  | 2,298  | 2,328  | 2,321  | 2,341  | 2,345  |
| 8132 Grantmaking and giving services             | 982    | 997    | 1,011  | 1,006  | 996    | 985    | 1,175  | 1,154  | 1,183  | 1,189  | 1,172  | 1,170  |
| 8133 Social advocacy organizations               | 550    | 548    | 556    | 537    | 533    | 546    | 548    | 564    | 557    | 552    | 553    | 556    |
| 8134 Civic and social organizations              | 1,506  | 1,531  | 1,535  | 1,515  | 1,553  | 1,585  | 1,478  | 1,600  | 1,587  | 1,569  | 1,554  | 1,531  |
| 8139 Professional and similar organizations      | 4,265  | 4,287  | 4,249  | 4,295  | 4,241  | 4,258  | 4,270  | 4,218  | 4,196  | 4,234  | 4,304  | 4,306  |
| 814 Private households                           | 263    | 277    | 275    | 267    | 268    | 265    | 266    | 264    | 259    | 258    | 264    | 258    |
| 8141 Private households                          | 263    | 277    | 275    | 267    | 268    | 265    | 266    | 264    | 259    | 258    | 264    | 258    |
| 99 Unclassified                                  | 147    | 157    | 156    | 167    | 178    | 190    | 167    | 203    | 216    | 223    | 236    | 230    |
| 999 Unclassified                                 | 147    | 157    | 156    | 167    | 178    | 190    | 167    | 203    | 216    | 223    | 236    | 230    |
| 9999 Unclassified                                | 147    | 157    | 156    | 167    | 178    | 190    | 167    | 203    | 216    | 223    | 236    | 230    |

\* Data suppressed due to confidentiality.



HAWAII

EMPLOYMENT AND WAGES OF WORKERS COVERED BY HAWAII EMPLOYMENT SECURITY LAW  
AND UNEMPLOYMENT COMPENSATION FOR FEDERAL EMPLOYEES  
CLASSIFIED BY INDUSTRY FOR CALENDAR YEAR 2013

| Industry  | No. of<br>Rep. Units<br>December | Average<br>Employment | Total Wages   | Average<br>Annual<br>Wage |
|---|----------------------------------|-----------------------|---------------|---------------------------|
| TOTAL, including government                       | 4,772                            | 64,810                | 2,471,225,726 | 38,130                    |
| TOTAL GOVERNMENT                                  | 3                                | 12,169                | 640,754,344   | 52,655                    |
| Federal   | 1                                | 1,410                 | 81,592,177    | 57,867                    |
| State   | 1                                | 8,138                 | 422,652,168   | 51,936                    |
| County  | 1                                | 2,621                 | 136,509,999   | 52,083                    |
| Total, excluding government                       | 4,769                            | 52,642                | 1,830,471,382 | 34,772                    |
| Goods Producing                                   | 854                              | 6,845                 | 301,465,805   | 44,042                    |
| 11-21 Natural Resources and Mining                | 183                              | 2,123                 | 60,631,867    | 28,560                    |
| 111 Crop production                               | 123                              | 1,460                 | 35,324,615    | 24,195                    |
| 1112 Vegetable and melon farming                  | 11                               | 75                    | 2,170,054     | 28,934                    |
| 1113 Fruit and tree nut farming                   | 46                               | 785                   | 18,925,458    | 24,109                    |
| 1114 Greenhouse and nursery production            | 61                               | 581                   | 13,851,647    | 23,841                    |
| 1119 Other crop farming                           | 5                                | 19                    | 377,456       | 19,866                    |
| 112 Animal production and aquaculture             | *                                | *                     | *             | *                         |
| 1121 Cattle ranching and farming                  | 19                               | 165                   | 6,812,149     | 41,286                    |
| 1122 Hog and pig farming                          | *                                | *                     | *             | *                         |
| 1125 Aquaculture                                  | 9                                | 116                   | 5,205,332     | 44,874                    |
| 1129 Other animal production                      | 8                                | 81                    | 5,283,678     | 65,231                    |
| 113 Forestry and logging                          | *                                | *                     | *             | *                         |
| 1132 Forest nursery and gathering forest products | *                                | *                     | *             | *                         |
| 1133 Logging                                      | *                                | *                     | *             | *                         |
| 115 Agriculture and forestry support activities   | 18                               | 259                   | 5,445,907     | 21,027                    |
| 1151 Support activities for crop production       | *                                | *                     | *             | *                         |
| 1153 Support activities for forestry              | *                                | *                     | *             | *                         |
| 212 Mining, except oil and gas                    | 3                                | 30                    | 2,104,410     | 70,147                    |
| 2123 Nonmetallic mineral mining and quarrying     | 3                                | 30                    | 2,104,410     | 70,147                    |
| 23 Construction                                   | 535                              | 3,458                 | 194,445,069   | 56,231                    |
| 236 Construction of buildings                     | 181                              | 1,268                 | 78,575,351    | 61,968                    |
| 2361 Residential building construction            | 154                              | 617                   | 28,580,927    | 46,322                    |
| 2362 Nonresidential building construction         | 27                               | 651                   | 49,994,424    | 76,796                    |
| 237 Heavy and civil engineering construction      | 45                               | 474                   | 31,364,041    | 66,169                    |
| 2371 Utility system construction                  | *                                | *                     | *             | *                         |
| 2372 Land subdivision                             | 14                               | 182                   | 11,784,240    | 64,749                    |
| 2373 Highway, street, and bridge construction     | 16                               | 237                   | 16,598,740    | 70,037                    |
| 2379 Other heavy construction                     | *                                | *                     | *             | *                         |
| 238 Specialty trade contractors                   | 309                              | 1,717                 | 84,505,677    | 49,217                    |
| 2381 Building foundation and exterior contractors | 53                               | 238                   | 10,620,769    | 44,625                    |
| 2382 Building equipment contractors               | 123                              | 749                   | 40,684,290    | 54,318                    |
| 2383 Building finishing contractors               | 75                               | 434                   | 21,085,595    | 48,584                    |
| 2389 Other specialty trade contractors            | 58                               | 296                   | 12,115,023    | 40,929                    |
| 31-33 Manufacturing                               | 136                              | 1,265                 | 46,388,869    | 36,671                    |

## HAWAII

| Industry   | No. of<br>Rep. Units<br>December | Average<br>Employment | Total Wages   | Average<br>Annual<br>Wage |
|--|----------------------------------|-----------------------|---------------|---------------------------|
| 311 Food manufacturing                             | 53                               | 700                   | 22,859,560    | 32,657                    |
| 3113 Sugar and confectionery product manufacturing | *                                | *                     | *             | *                         |
| 3114 Fruit and vegetable preserving and specialty  | 3                                | 11                    | 194,553       | 17,687                    |
| 3115 Dairy product manufacturing                   | *                                | *                     | *             | *                         |
| 3116 Animal slaughtering and processing            | *                                | *                     | *             | *                         |
| 3117 Seafood product preparation and packaging     | *                                | *                     | *             | *                         |
| 3118 Bakeries and tortilla manufacturing           | 22                               | 120                   | 2,339,881     | 19,499                    |
| 3119 Other food manufacturing                      | 19                               | 347                   | 11,545,982    | 33,274                    |
| 312 Beverage and tobacco product manufacturing     | 10                               | 91                    | 2,695,552     | 29,621                    |
| 3121 Beverage manufacturing                        | 10                               | 91                    | 2,695,552     | 29,621                    |
| 314 Textile product mills                          | 4                                | 8                     | 182,832       | 22,854                    |
| 3141 Textile furnishings mills                     | *                                | *                     | *             | *                         |
| 3149 Other textile product mills                   | *                                | *                     | *             | *                         |
| 316 Leather and allied product manufacturing       | *                                | *                     | *             | *                         |
| 3162 Footwear manufacturing                        | *                                | *                     | *             | *                         |
| 321 Wood product manufacturing                     | 6                                | 28                    | 1,198,432     | 42,801                    |
| 3211 Sawmills and wood preservation                | *                                | *                     | *             | *                         |
| 3219 Other wood product manufacturing              | *                                | *                     | *             | *                         |
| 323 Printing and related support activities        | 16                               | 62                    | 1,499,958     | 24,193                    |
| 3231 Printing and related support activities       | 16                               | 62                    | 1,499,958     | 24,193                    |
| 325 Chemical manufacturing                         | *                                | *                     | *             | *                         |
| 3251 Basic chemical manufacturing                  | *                                | *                     | *             | *                         |
| 3253 Agricultural chemical manufacturing           | *                                | *                     | *             | *                         |
| 3254 Pharmaceutical and medicine manufacturing     | *                                | *                     | *             | *                         |
| 3256 Soap, cleaning compound, and toiletry mfg.    | *                                | *                     | *             | *                         |
| 326 Plastics and rubber products manufacturing     | 4                                | 13                    | 419,830       | 32,295                    |
| 3261 Plastics product manufacturing                | 4                                | 13                    | 419,830       | 32,295                    |
| 327 Nonmetallic mineral product manufacturing      | 9                                | 103                   | 5,986,113     | 58,118                    |
| 3272 Glass and glass product manufacturing         | *                                | *                     | *             | *                         |
| 3273 Cement and concrete product manufacturing     | 5                                | 91                    | 5,631,945     | 61,890                    |
| 3279 Other nonmetallic mineral products            | *                                | *                     | *             | *                         |
| 331 Primary metal manufacturing                    | *                                | *                     | *             | *                         |
| 3312 Steel product mfg. from purchased steel       | *                                | *                     | *             | *                         |
| 332 Fabricated metal product manufacturing         | 4                                | 28                    | 1,388,914     | 49,604                    |
| 3323 Architectural and structural metals mfg.      | 3                                | 27                    | 1,347,128     | 49,894                    |
| 3324 Boiler, tank, and shipping container mfg.     | *                                | *                     | *             | *                         |
| 3327 Machine shops and threaded product mfg.       | *                                | *                     | *             | *                         |
| 336 Transportation equipment manufacturing         | *                                | *                     | *             | *                         |
| 3366 Ship and boat building                        | *                                | *                     | *             | *                         |
| 337 Furniture and related product manufacturing    | 12                               | 55                    | 2,393,336     | 43,515                    |
| 3371 Household and institutional furniture mfg.    | 12                               | 55                    | 2,393,336     | 43,515                    |
| 339 Miscellaneous manufacturing                    | 10                               | 42                    | 1,107,081     | 26,359                    |
| 3391 Medical equipment and supplies                | 3                                | 10                    | 227,600       | 22,760                    |
| 3399 Other miscellaneous manufacturing             | 7                                | 32                    | 879,481       | 27,484                    |
| Service Providing                                  | 3,915                            | 45,793                | 1,529,005,577 | 33,390                    |
| 22 Utilities                                       | 17                               | 551                   | 49,453,471    | 89,752                    |
| 221 Utilities                                      | 17                               | 551                   | 49,453,471    | 89,752                    |

HAWAII

| Industry   | No. of<br>Rep. Units<br>December | Average<br>Employment | Total Wages | Average<br>Annual<br>Wage |
|--|----------------------------------|-----------------------|-------------|---------------------------|
| 2211 Power generation and supply                   | *                                | *                     | *           | *                         |
| 2212 Natural gas distribution                      | *                                | *                     | *           | *                         |
| 2213 Water, sewage and other systems               | *                                | *                     | *           | *                         |
| 42 Wholesale Trade                                 | 189                              | 1,566                 | 68,143,250  | 43,514                    |
| 423 Merchant wholesalers, durable goods            | 73                               | 405                   | 19,577,797  | 48,340                    |
| 4231 Motor vehicle and parts merchant wholesalers  | *                                | *                     | *           | *                         |
| 4232 Furniture and furnishing merchant wholesalers | *                                | *                     | *           | *                         |
| 4233 Lumber and const. supply merchant wholesalers | 16                               | 120                   | 5,765,536   | 48,046                    |
| 4234 Commercial equip. merchant wholesalers        | *                                | *                     | *           | *                         |
| 4235 Metal and mineral merchant wholesalers        | *                                | *                     | *           | *                         |
| 4236 Appliance and electric goods merchant whls.   | *                                | *                     | *           | *                         |
| 4237 Hardware and plumbing merchant wholesalers    | 9                                | 28                    | 1,129,697   | 40,346                    |
| 4238 Machinery and supply merchant wholesalers     | 19                               | 98                    | 4,611,033   | 47,051                    |
| 4239 Misc. durable goods merchant wholesalers      | 12                               | 76                    | 3,591,848   | 47,261                    |
| 424 Merchant wholesalers, nondurable goods         | 86                               | 1,119                 | 45,188,739  | 40,383                    |
| 4241 Paper and paper product merchant wholesalers  | 3                                | 28                    | 926,773     | 33,099                    |
| 4243 Apparel and piece goods merchant wholesalers  | *                                | *                     | *           | *                         |
| 4244 Grocery and related product wholesalers       | 37                               | 630                   | 23,284,685  | 36,960                    |
| 4245 Farm product raw material merch. whls.        | *                                | *                     | *           | *                         |
| 4246 Chemical merchant wholesalers                 | 5                                | 25                    | 1,295,518   | 51,821                    |
| 4247 Petroleum merchant wholesalers                | 8                                | 89                    | 5,171,536   | 58,107                    |
| 4248 Alcoholic beverage merchant wholesalers       | 7                                | 142                   | 7,503,313   | 52,840                    |
| 4249 Misc. nondurable goods merchant wholesalers   | 23                               | 161                   | 5,327,492   | 33,090                    |
| 425 Electronic markets and agents and brokers      | 30                               | 43                    | 3,376,714   | 78,528                    |
| 4251 Electronic markets and agents and brokers     | 30                               | 43                    | 3,376,714   | 78,528                    |
| 44-45 Retail Trade                                 | 625                              | 8,934                 | 248,769,587 | 27,845                    |
| 441 Motor vehicle and parts dealers                | 60                               | 784                   | 33,946,752  | 43,299                    |
| 4411 Automobile dealers                            | 20                               | 421                   | 21,834,422  | 51,863                    |
| 4412 Other motor vehicle dealers                   | 5                                | 32                    | 1,371,059   | 42,846                    |
| 4413 Auto parts, accessories, and tire stores      | 35                               | 331                   | 10,741,271  | 32,451                    |
| 442 Furniture and home furnishings stores          | 23                               | 152                   | 3,797,872   | 24,986                    |
| 4421 Furniture stores                              | 11                               | 71                    | 2,158,262   | 30,398                    |
| 4422 Home furnishings stores                       | 12                               | 81                    | 1,639,610   | 20,242                    |
| 443 Electronics and appliance stores               | 19                               | 78                    | 2,435,873   | 31,229                    |
| 4431 Electronics and appliance stores              | 19                               | 78                    | 2,435,873   | 31,229                    |
| 444 Building material and garden supply stores     | 45                               | 935                   | 30,575,404  | 32,701                    |
| 4441 Building material and supplies dealers        | 35                               | 846                   | 27,755,662  | 32,808                    |
| 4442 Lawn and garden equipment and supplies stores | 10                               | 89                    | 2,819,742   | 31,682                    |
| 445 Food and beverage stores                       | 86                               | 2,271                 | 62,165,697  | 27,374                    |
| 4451 Grocery stores                                | 60                               | 2,023                 | 54,554,454  | 26,967                    |
| 4452 Specialty food stores                         | 21                               | 198                   | 6,683,730   | 33,756                    |
| 4453 Beer, wine, and liquor stores                 | 5                                | 50                    | 927,513     | 18,550                    |
| 446 Health and personal care stores                | 49                               | 511                   | 16,142,533  | 31,590                    |
| 4461 Health and personal care stores               | 49                               | 511                   | 16,142,533  | 31,590                    |
| 447 Gasoline stations                              | 53                               | 494                   | 11,413,621  | 23,104                    |
| 4471 Gasoline stations                             | 53                               | 494                   | 11,413,621  | 23,104                    |
| 448 Clothing and clothing accessories stores       | 97                               | 593                   | 12,082,283  | 20,375                    |

## HAWAII

| Industry  | No. of<br>Rep. Units<br>December | Average<br>Employment | Total Wages | Average<br>Annual<br>Wage |
|---|----------------------------------|-----------------------|-------------|---------------------------|
| 4481 Clothing stores                              | 55                               | 407                   | 6,724,289   | 16,522                    |
| 4482 Shoe stores                                  | 9                                | 39                    | 771,763     | 19,789                    |
| 4483 Jewelry, luggage, and leather goods stores   | 33                               | 146                   | 4,586,231   | 31,413                    |
| 451 Sports, hobby, music instrument, book stores  | 37                               | 307                   | 6,200,467   | 20,197                    |
| 4511 Sporting goods and musical instrument stores | *                                | *                     | *           | *                         |
| 4512 Book stores and news dealers                 | *                                | *                     | *           | *                         |
| 452 General merchandise stores                    | 30                               | 2,233                 | 58,632,403  | 26,257                    |
| 4521 Department stores                            | 12                               | 1,739                 | 41,793,258  | 24,033                    |
| 4529 Other general merchandise stores             | 18                               | 494                   | 16,839,145  | 34,087                    |
| 453 Miscellaneous store retailers                 | 101                              | 525                   | 10,562,691  | 20,119                    |
| 4531 Florists                                     | 11                               | 58                    | 1,465,114   | 25,261                    |
| 4532 Office supplies, stationery, and gift stores | 46                               | 243                   | 4,569,698   | 18,805                    |
| 4533 Used merchandise stores                      | 8                                | 39                    | 797,210     | 20,441                    |
| 4539 Other miscellaneous store retailers          | 36                               | 185                   | 3,730,669   | 20,166                    |
| 454 Nonstore retailers                            | 25                               | 58                    | 813,991     | 14,034                    |
| 4541 Electronic shopping and mail/order houses    | *                                | *                     | *           | *                         |
| 4542 Vending machine operators                    | *                                | *                     | *           | *                         |
| 4543 Direct selling establishments                | 13                               | 35                    | 480,840     | 13,738                    |
| 48-49 Transportation and Warehousing              | 188                              | 2,283                 | 80,583,241  | 35,297                    |
| 481 Air transportation                            | 11                               | 457                   | 15,148,428  | 33,148                    |
| 4811 Scheduled air transportation                 | 8                                | 450                   | 14,844,681  | 32,988                    |
| 4812 Nonscheduled air transportation              | 3                                | 7                     | 303,747     | 43,392                    |
| 483 Water transportation                          | *                                | *                     | *           | *                         |
| 4831 Sea, coastal, and Great Lakes transportation | *                                | *                     | *           | *                         |
| 484 Truck transportation                          | 43                               | 435                   | 15,960,611  | 36,691                    |
| 4841 General freight trucking                     | 17                               | 240                   | 9,075,297   | 37,814                    |
| 4842 Specialized freight trucking                 | 26                               | 195                   | 6,885,314   | 35,309                    |
| 485 Transit and ground passenger transportation   | 18                               | 277                   | 5,784,250   | 20,882                    |
| 4853 Taxi and limousine service                   | 8                                | 39                    | 641,282     | 16,443                    |
| 4854 School and employee bus transportation       | 3                                | 211                   | 4,580,646   | 21,709                    |
| 4859 Other ground passenger transportation        | 7                                | 27                    | 562,322     | 20,827                    |
| 487 Scenic and sightseeing transportation         | 70                               | 731                   | 25,511,824  | 34,900                    |
| 4871 Scenic and sightseeing transportation, land  | 15                               | 315                   | 10,328,712  | 32,790                    |
| 4872 Scenic and sightseeing transportation, water | 44                               | 241                   | 7,422,973   | 30,801                    |
| 4879 Scenic and sightseeing transportation, other | 11                               | 174                   | 7,760,139   | 44,598                    |
| 488 Support activities for transportation         | 19                               | 138                   | 5,923,472   | 42,924                    |
| 4881 Support activities for air transportation    | *                                | *                     | *           | *                         |
| 4883 Support activities for water transportation  | *                                | *                     | *           | *                         |
| 4884 Support activities for road transportation   | 10                               | 76                    | 1,172,226   | 15,424                    |
| 4885 Freight transportation arrangement           | 6                                | 12                    | 428,463     | 35,705                    |
| 491 Postal service                                | *                                | *                     | *           | *                         |
| 4911 Postal service                               | *                                | *                     | *           | *                         |
| 492 Couriers and messengers                       | 16                               | 151                   | 6,322,337   | 41,870                    |
| 4921 Couriers and express delivery services       | *                                | *                     | *           | *                         |
| 4922 Local messengers and local delivery          | *                                | *                     | *           | *                         |
| 493 Warehousing and storage                       | 5                                | 35                    | 1,323,965   | 37,828                    |
| 4931 Warehousing and storage                      | 5                                | 35                    | 1,323,965   | 37,828                    |

## HAWAII

| Industry   | No. of<br>Rep. Units<br>December | Average<br>Employment | Total Wages | Average<br>Annual<br>Wage |
|--|----------------------------------|-----------------------|-------------|---------------------------|
| 51 Information                                     | 81                               | 592                   | 29,308,780  | 49,508                    |
| 511 Publishing industries, except Internet         | *                                | *                     | *           | *                         |
| 5111 Newspaper, book, and directory publishers     | *                                | *                     | *           | *                         |
| 5112 Software publishers                           | 8                                | 7                     | 595,016     | 85,002                    |
| 512 Motion picture and sound recording industries  | 19                               | 96                    | 2,132,978   | 22,219                    |
| 5121 Motion picture and video industries           | *                                | *                     | *           | *                         |
| 5122 Sound recording industries                    | *                                | *                     | *           | *                         |
| 515 Broadcasting, except Internet                  | 6                                | 48                    | 1,445,607   | 30,117                    |
| 5151 Radio and television broadcasting             | *                                | *                     | *           | *                         |
| 5152 Cable and other subscription programming      | *                                | *                     | *           | *                         |
| 517 Telecommunications                             | 21                               | 288                   | 18,309,026  | 63,573                    |
| 5171 Wired telecommunications carriers             | 11                               | 206                   | 14,230,834  | 69,082                    |
| 5172 Wireless telecommunications carriers          | *                                | *                     | *           | *                         |
| 5179 Other telecommunications                      | *                                | *                     | *           | *                         |
| 518 Data processing, hosting and related services  | 10                               | 16                    | 632,110     | 39,507                    |
| 5182 Data processing, hosting and related services | 10                               | 16                    | 632,110     | 39,507                    |
| 519 Other information services                     | *                                | *                     | *           | *                         |
| 5191 Other information services                    | *                                | *                     | *           | *                         |
| 52 Finance and Insurance                           | 178                              | 1,090                 | 50,085,486  | 45,950                    |
| 522 Credit intermediation and related activities   | 102                              | 809                   | 35,962,662  | 44,453                    |
| 5221 Depository credit intermediation              | 67                               | 701                   | 28,634,854  | 40,849                    |
| 5222 Nondepository credit intermediation           | 18                               | 65                    | 4,919,929   | 75,691                    |
| 5223 Activities related to credit intermediation   | 17                               | 43                    | 2,407,879   | 55,997                    |
| 523 Securities, commodity contracts, investments   | *                                | *                     | *           | *                         |
| 5231 Securities and commodity contracts brokerage  | 10                               | 32                    | 3,714,405   | 116,075                   |
| 5232 Securities and commodity exchanges            | *                                | *                     | *           | *                         |
| 5239 Other financial investment activities         | 12                               | 17                    | 1,003,089   | 59,005                    |
| 524 Insurance carriers and related activities      | 52                               | 230                   | 9,356,880   | 40,682                    |
| 5241 Insurance carriers                            | 11                               | 76                    | 3,179,527   | 41,836                    |
| 5242 Insurance agencies and brokerages             | 41                               | 154                   | 6,177,353   | 40,113                    |
| 525 Funds, trusts, and other financial vehicles    | *                                | *                     | *           | *                         |
| 5259 Other investment pools and funds              | *                                | *                     | *           | *                         |
| 53 Real Estate and Rental and Leasing              | 250                              | 1,545                 | 55,368,985  | 35,838                    |
| 531 Real estate                                    | 187                              | 749                   | 31,133,436  | 41,567                    |
| 5311 Lessors of real estate                        | 53                               | 160                   | 5,568,067   | 34,800                    |
| 5312 Offices of real estate agents and brokers     | 75                               | 186                   | 9,557,543   | 51,385                    |
| 5313 Activities related to real estate             | 59                               | 403                   | 16,007,826  | 39,722                    |
| 532 Rental and leasing services                    | *                                | *                     | *           | *                         |
| 5321 Automotive equipment rental and leasing       | 20                               | 526                   | 16,350,145  | 31,084                    |
| 5322 Consumer goods rental                         | 23                               | 212                   | 5,433,864   | 25,631                    |
| 5324 Machinery and equipment rental and leasing    | *                                | *                     | *           | *                         |
| 533 Lessors of nonfinancial intangible assets      | *                                | *                     | *           | *                         |
| 5331 Lessors of nonfinancial intangible assets     | *                                | *                     | *           | *                         |
| 54 Professional and Technical Services             | 453                              | 1,526                 | 86,719,269  | 56,828                    |
| 541 Professional and technical services            | 453                              | 1,526                 | 86,719,269  | 56,828                    |
| 5411 Legal services                                | 64                               | 189                   | 9,476,985   | 50,143                    |
| 5412 Accounting and bookkeeping services           | 86                               | 233                   | 9,142,960   | 39,240                    |

HAWAII

| Industry  | No. of<br>Rep. Units<br>December | Average<br>Employment | Total Wages | Average<br>Annual<br>Wage |
|---|----------------------------------|-----------------------|-------------|---------------------------|
| 5413 Architectural and engineering services       | 73                               | 223                   | 14,981,366  | 67,181                    |
| 5414 Specialized design services                  | 15                               | 22                    | 1,102,302   | 50,105                    |
| 5415 Computer systems design and related services | 78                               | 103                   | 9,102,461   | 88,373                    |
| 5416 Management and technical consulting services | 65                               | 89                    | 6,936,473   | 77,938                    |
| 5417 Scientific research and development services | 26                               | 420                   | 28,639,656  | 68,190                    |
| 5418 Advertising, PR, and related services        | 15                               | 74                    | 1,338,436   | 18,087                    |
| 5419 Other professional and technical services    | 31                               | 173                   | 5,998,630   | 34,674                    |
| 55 Management of Companies and Enterprises        | 36                               | 218                   | 15,175,350  | 69,612                    |
| 551 Management of companies and enterprises       | 36                               | 218                   | 15,175,350  | 69,612                    |
| 5511 Management of companies and enterprises      | 36                               | 218                   | 15,175,350  | 69,612                    |
| 56 Administrative and Waste Services              | 295                              | 4,496                 | 109,912,349 | 24,447                    |
| 561 Administrative and support services           | 265                              | 4,293                 | 103,382,489 | 24,082                    |
| 5611 Office administrative services               | 3                                | 6                     | 302,919     | 50,486                    |
| 5613 Employment services                          | 29                               | 2,442                 | 56,821,700  | 23,269                    |
| 5614 Business support services                    | 20                               | 34                    | 1,284,005   | 37,765                    |
| 5615 Travel arrangement and reservation services  | 42                               | 269                   | 8,238,475   | 30,626                    |
| 5616 Investigation and security services          | 15                               | 282                   | 6,379,983   | 22,624                    |
| 5617 Services to buildings and dwellings          | 148                              | 1,227                 | 29,450,394  | 24,002                    |
| 5619 Other support services                       | 8                                | 33                    | 905,013     | 27,425                    |
| 562 Waste management and remediation services     | 30                               | 203                   | 6,529,860   | 32,167                    |
| 5621 Waste collection                             | 18                               | 155                   | 4,401,794   | 28,399                    |
| 5622 Waste treatment and disposal                 | 3                                | 21                    | 902,006     | 42,953                    |
| 5629 Remediation and other waste services         | 9                                | 27                    | 1,226,060   | 45,410                    |
| 61 Educational Services                           | 71                               | 1,235                 | 46,466,663  | 37,625                    |
| 611 Educational services                          | 71                               | 1,235                 | 46,466,663  | 37,625                    |
| 6111 Elementary and secondary schools             | 16                               | 807                   | 31,852,159  | 39,470                    |
| 6113 Colleges and universities                    | *                                | *                     | *           | *                         |
| 6114 Business, computer and management training   | 5                                | 5                     | 1,439,702   | 287,940                   |
| 6115 Technical and trade schools                  | *                                | *                     | *           | *                         |
| 6116 Other schools and instruction                | 26                               | 299                   | 8,407,093   | 28,117                    |
| 6117 Educational support services                 | 9                                | 41                    | 2,099,435   | 51,206                    |
| 62 Health Care and Social Assistance              | 522                              | 6,859                 | 256,097,813 | 37,337                    |
| 621 Ambulatory health care services               | 368                              | 3,044                 | 146,141,899 | 48,010                    |
| 6211 Offices of physicians                        | 165                              | 1,157                 | 72,586,102  | 62,736                    |
| 6212 Offices of dentists                          | 78                               | 486                   | 21,710,343  | 44,671                    |
| 6213 Offices of other health practitioners        | 87                               | 352                   | 12,552,511  | 35,661                    |
| 6214 Outpatient care centers                      | *                                | *                     | *           | *                         |
| 6215 Medical and diagnostic laboratories          | *                                | *                     | *           | *                         |
| 6216 Home health care services                    | 15                               | 465                   | 12,299,517  | 26,451                    |
| 622 Hospitals                                     | *                                | *                     | *           | *                         |
| 6221 General medical and surgical hospitals       | *                                | *                     | *           | *                         |
| 623 Nursing and residential care facilities       | *                                | *                     | *           | *                         |
| 6231 Nursing care facilities, skilled nursing     | *                                | *                     | *           | *                         |
| 6232 Residential mental health facilities         | 7                                | 61                    | 1,644,715   | 26,963                    |
| 6233 Continuing care, assisted living facilities  | 7                                | 90                    | 2,140,223   | 23,780                    |
| 624 Social assistance                             | 135                              | 2,615                 | 50,765,425  | 19,413                    |
| 6241 Individual and family services               | 61                               | 1,632                 | 27,393,158  | 16,785                    |

HAWAII

| Industry  | No. of<br>Rep. Units<br>December | Average<br>Employment | Total Wages | Average<br>Annual<br>Wage |
|---|----------------------------------|-----------------------|-------------|---------------------------|
| 6242 Emergency and other relief services          | 9                                | 40                    | 1,273,969   | 31,849                    |
| 6243 Vocational rehabilitation services           | 11                               | 418                   | 7,527,783   | 18,009                    |
| 6244 Child day care services                      | 54                               | 525                   | 14,570,515  | 27,753                    |
| 71 Arts, Entertainment, and Recreation            | 92                               | 1,694                 | 56,443,786  | 33,320                    |
| 711 Performing arts and spectator sports          | 29                               | 156                   | 2,671,287   | 17,124                    |
| 7111 Performing arts companies                    | 7                                | 102                   | 1,454,396   | 14,259                    |
| 7112 Spectator sports                             | *                                | *                     | *           | *                         |
| 7113 Promoters of performing arts and sports      | *                                | *                     | *           | *                         |
| 7114 Agents and managers for public figures       | *                                | *                     | *           | *                         |
| 7115 Independent artists, writers, and performers | 13                               | 29                    | 541,705     | 18,679                    |
| 712 Museums, historical sites, zoos, and parks    | 8                                | 124                   | 3,278,680   | 26,441                    |
| 7121 Museums, historical sites, zoos, and parks   | 8                                | 124                   | 3,278,680   | 26,441                    |
| 713 Amusements, gambling, and recreation          | 55                               | 1,415                 | 50,493,819  | 35,685                    |
| 7131 Amusement parks and arcades                  | *                                | *                     | *           | *                         |
| 7139 Other amusement and recreation industries    | *                                | *                     | *           | *                         |
| 72 Accommodation and Food Services                | 483                              | 11,341                | 320,102,848 | 28,225                    |
| 721 Accommodation                                 | 86                               | 5,535                 | 214,337,091 | 38,724                    |
| 721110 Hotels and motels, except casino hotels    | 47                               | 5,321                 | 209,813,478 | 39,431                    |
| 721191 Bed and breakfast inns                     | 20                               | 125                   | 2,349,243   | 18,794                    |
| 721199 All other traveler accommodation           | 16                               | 73                    | 1,936,272   | 26,524                    |
| 721211 RV parks and campgrounds                   | *                                | *                     | *           | *                         |
| 721214 Recreational and vacation camps            | *                                | *                     | *           | *                         |
| 721310 Rooming and boarding houses                | *                                | *                     | *           | *                         |
| 722 Food services and drinking places             | 397                              | 5,806                 | 105,765,757 | 18,217                    |
| 722310 Food service contractors                   | 8                                | 139                   | 2,088,088   | 15,022                    |
| 722320 Caterers                                   | *                                | *                     | *           | *                         |
| 722330 Mobile food services                       | *                                | *                     | *           | *                         |
| 722410 Drinking places, alcoholic beverages       | 22                               | 122                   | 1,167,209   | 9,567                     |
| 722511 Full-service restaurants                   | 159                              | 3,216                 | 67,141,429  | 20,877                    |
| 722513 Limited-service restaurants                | 154                              | 1,873                 | 27,933,053  | 14,914                    |
| 722514 Cafeterias, grill buffets, and buffets     | *                                | *                     | *           | *                         |
| 722515 Snack and nonalcoholic beverage bars       | 47                               | 435                   | 6,983,463   | 16,054                    |
| 81 Other Services, Except Public                  | 435                              | 1,862                 | 56,374,699  | 30,276                    |
| 811 Repair and maintenance                        | 109                              | 371                   | 12,745,670  | 34,355                    |
| 8111 Automotive repair and maintenance            | 80                               | 278                   | 9,152,696   | 32,923                    |
| 8112 Electronic equipment repair and maintenance  | 5                                | 23                    | 737,765     | 32,077                    |
| 8113 Commercial machinery repair and              | 14                               | 55                    | 2,382,243   | 43,314                    |
| 8114 Household goods repair and maintenance       | 10                               | 14                    | 472,966     | 33,783                    |
| 812 Personal and laundry services                 | 62                               | 406                   | 9,116,513   | 22,454                    |
| 8121 Personal care services                       | 32                               | 125                   | 2,262,475   | 18,100                    |
| 8122 Death care services                          | *                                | *                     | *           | *                         |
| 8123 Drycleaning and laundry services             | *                                | *                     | *           | *                         |
| 8129 Other personal services                      | 14                               | 39                    | 713,634     | 18,298                    |
| 813 Membership associations and organizations     | 236                              | 999                   | 29,677,411  | 29,707                    |
| 8131 Religious organizations                      | 71                               | 246                   | 3,926,450   | 15,961                    |
| 8132 Grantmaking and giving services              | *                                | *                     | *           | *                         |
| 8133 Social advocacy organizations                | 27                               | 154                   | 6,025,870   | 39,129                    |

HAWAII

| Industry                                    | No. of<br>Rep. Units<br>December | Average<br>Employment | Total Wages | Average<br>Annual<br>Wage |
|---|----------------------------------|-----------------------|-------------|---------------------------|
| 8134 Civic and social organizations         | *                                | *                     | *           | *                         |
| 8139 Professional and similar organizations | 120                              | 517                   | 17,805,682  | 34,440                    |
| 814 Private households                      | 28                               | 87                    | 4,835,105   | 55,576                    |
| 8141 Private households                     | 28                               | 87                    | 4,835,105   | 55,576                    |

\* Data suppressed due to confidentiality.

Note: Nonprofit employers and employers with zero employment are included in the data above.



HAWAII

MONTHLY COVERED EMPLOYMENT CLASSIFIED BY INDUSTRY FOR CALENDAR YEAR 2013

| Industry  | Jan    | Feb    | Mar    | Apr    | May    | Jun    | Jul    | Aug    | Sep    | Oct    | Nov    | Dec    |
|---|--------|--------|--------|--------|--------|--------|--------|--------|--------|--------|--------|--------|
| TOTAL, including government                       | 63,865 | 64,266 | 64,869 | 64,439 | 64,266 | 64,407 | 64,561 | 64,842 | 65,117 | 65,232 | 65,835 | 66,022 |
| TOTAL GOVERNMENT                                  | 11,974 | 12,198 | 12,212 | 12,181 | 12,266 | 12,129 | 12,095 | 11,965 | 12,208 | 12,238 | 12,280 | 12,277 |
| Federal   | 1,412  | 1,402  | 1,383  | 1,394  | 1,382  | 1,472  | 1,471  | 1,439  | 1,436  | 1,375  | 1,379  | 1,371  |
| State   | 8,012  | 8,198  | 8,247  | 8,213  | 8,277  | 8,042  | 7,959  | 7,860  | 8,125  | 8,212  | 8,247  | 8,264  |
| County  | 2,550  | 2,598  | 2,582  | 2,574  | 2,607  | 2,615  | 2,665  | 2,666  | 2,647  | 2,651  | 2,654  | 2,642  |
| Total, excluding government                       | 51,891 | 52,068 | 52,657 | 52,258 | 52,000 | 52,278 | 52,466 | 52,877 | 52,909 | 52,994 | 53,555 | 53,745 |
| Goods Producing                                   | 6,816  | 6,773  | 6,785  | 6,656  | 6,560  | 6,624  | 6,623  | 6,837  | 7,133  | 7,097  | 7,146  | 7,088  |
| 11-21 Natural Resources and Mining                | 2,242  | 2,128  | 2,081  | 1,971  | 1,845  | 1,905  | 1,911  | 2,084  | 2,299  | 2,348  | 2,387  | 2,271  |
| 111 Crop production                               | 1,571  | 1,468  | 1,452  | 1,342  | 1,230  | 1,250  | 1,241  | 1,387  | 1,596  | 1,672  | 1,710  | 1,605  |
| 1112 Vegetable and melon farming                  | 74     | 74     | 74     | 77     | 73     | 75     | 75     | 73     | 73     | 79     | 79     | 79     |
| 1113 Fruit and tree nut farming                   | 890    | 787    | 780    | 672    | 561    | 565    | 565    | 719    | 921    | 996    | 1,032  | 929    |
| 1114 Greenhouse and nursery production            | 588    | 589    | 581    | 576    | 579    | 591    | 582    | 576    | 581    | 576    | 577    | 576    |
| 1119 Other crop farming                           | 19     | 18     | 17     | 17     | 17     | 19     | 19     | 19     | 21     | 21     | 22     | 21     |
| 112 Animal production and aquaculture             | *      | *      | *      | *      | *      | *      | *      | *      | *      | *      | *      | *      |
| 1121 Cattle ranching and farming                  | 167    | 161    | 168    | 162    | 157    | 173    | 168    | 168    | 164    | 162    | 163    | 161    |
| 1122 Hog and pig farming                          | *      | *      | *      | *      | *      | *      | *      | *      | *      | *      | *      | *      |
| 1125 Aquaculture                                  | 116    | 118    | 120    | 118    | 113    | 117    | 119    | 116    | 114    | 114    | 114    | 114    |
| 1129 Other animal production                      | 74     | 78     | 76     | 81     | 82     | 91     | 85     | 86     | 81     | 83     | 79     | 79     |
| 113 Forestry and logging                          | *      | *      | *      | *      | *      | *      | *      | *      | *      | *      | *      | *      |
| 1132 Forest nursery and gathering forest products | *      | *      | *      | *      | *      | *      | *      | *      | *      | *      | *      | *      |
| 1133 Logging                                      | *      | *      | *      | *      | *      | *      | *      | *      | *      | *      | *      | *      |
| 115 Agriculture and forestry support activities   | 272    | 261    | 224    | 225    | 223    | 233    | 258    | 287    | 304    | 276    | 276    | 270    |
| 1151 Support activities for crop production       | *      | *      | *      | *      | *      | *      | *      | *      | *      | *      | *      | *      |
| 1153 Support activities for forestry              | *      | *      | *      | *      | *      | *      | *      | *      | *      | *      | *      | *      |
| 212 Mining, except oil and gas                    | 29     | 31     | 31     | 33     | 30     | 30     | 29     | 29     | 29     | 29     | 30     | 30     |
| 2123 Nonmetallic mineral mining and quarrying     | 29     | 31     | 31     | 33     | 30     | 30     | 29     | 29     | 29     | 29     | 30     | 30     |
| 23 Construction                                   | 3,313  | 3,388  | 3,437  | 3,474  | 3,523  | 3,464  | 3,444  | 3,469  | 3,542  | 3,459  | 3,463  | 3,515  |
| 236 Construction of buildings                     | 1,273  | 1,305  | 1,338  | 1,387  | 1,438  | 1,325  | 1,213  | 1,211  | 1,213  | 1,155  | 1,172  | 1,180  |
| 2361 Residential building construction            | 579    | 595    | 616    | 604    | 645    | 638    | 605    | 621    | 622    | 624    | 626    | 625    |
| 2362 Nonresidential building construction         | 694    | 710    | 722    | 783    | 793    | 687    | 608    | 590    | 591    | 531    | 546    | 555    |
| 237 Heavy and civil engineering construction      | 426    | 446    | 483    | 495    | 490    | 482    | 495    | 486    | 470    | 459    | 458    | 492    |
| 2371 Utility system construction                  | *      | *      | *      | *      | *      | *      | *      | *      | *      | *      | *      | *      |
| 2372 Land subdivision                             | 129    | 136    | 166    | 196    | 181    | 184    | 208    | 191    | 193    | 193    | 198    | 205    |
| 2373 Highway, street, and bridge construction     | 250    | 260    | 259    | 242    | 249    | 244    | 236    | 239    | 217    | 208    | 204    | 231    |
| 2379 Other heavy construction                     | *      | *      | *      | *      | *      | *      | *      | *      | *      | *      | *      | *      |
| 238 Specialty trade contractors                   | 1,614  | 1,637  | 1,616  | 1,592  | 1,595  | 1,657  | 1,736  | 1,772  | 1,859  | 1,845  | 1,833  | 1,843  |
| 2381 Building foundation and exterior contractors | 254    | 233    | 231    | 226    | 220    | 234    | 232    | 230    | 246    | 259    | 249    | 239    |
| 2382 Building equipment contractors               | 723    | 713    | 716    | 711    | 722    | 725    | 742    | 788    | 790    | 772    | 777    | 810    |
| 2383 Building finishing contractors               | 347    | 405    | 390    | 388    | 379    | 416    | 452    | 445    | 521    | 490    | 493    | 477    |
| 2389 Other specialty trade contractors            | 290    | 286    | 279    | 267    | 274    | 282    | 310    | 309    | 302    | 324    | 314    | 317    |
| 31-33 Manufacturing                               | 1,261  | 1,257  | 1,267  | 1,211  | 1,192  | 1,255  | 1,268  | 1,284  | 1,292  | 1,290  | 1,296  | 1,302  |

HAWAII

| Industry   | Jan | Feb | Mar | Apr | May | Jun | Jul | Aug | Sep | Oct | Nov | Dec |
|--|-----|-----|-----|-----|-----|-----|-----|-----|-----|-----|-----|-----|
| 311 Food manufacturing                             | 712 | 711 | 706 | 668 | 643 | 695 | 704 | 709 | 714 | 709 | 711 | 722 |
| 3113 Sugar and confectionery product manufacturing | *   | *   | *   | *   | *   | *   | *   | *   | *   | *   | *   | *   |
| 3114 Fruit and vegetable preserving and specialty  | 13  | 12  | 12  | 12  | 12  | 12  | 11  | 11  | 10  | 7   | 8   | 8   |
| 3115 Dairy product manufacturing                   | *   | *   | *   | *   | *   | *   | *   | *   | *   | *   | *   | *   |
| 3116 Animal slaughtering and processing            | *   | *   | *   | *   | *   | *   | *   | *   | *   | *   | *   | *   |
| 3117 Seafood product preparation and packaging     | *   | *   | *   | *   | *   | *   | *   | *   | *   | *   | *   | *   |
| 3118 Bakeries and tortilla manufacturing           | 121 | 122 | 125 | 119 | 118 | 118 | 120 | 118 | 121 | 115 | 119 | 124 |
| 3119 Other food manufacturing                      | 358 | 358 | 351 | 321 | 291 | 339 | 348 | 354 | 358 | 361 | 359 | 363 |
| 312 Beverage and tobacco product manufacturing     | 94  | 93  | 97  | 86  | 92  | 90  | 91  | 93  | 91  | 91  | 85  | 86  |
| 3121 Beverage manufacturing                        | 94  | 93  | 97  | 86  | 92  | 90  | 91  | 93  | 91  | 91  | 85  | 86  |
| 314 Textile product mills                          | 9   | 10  | 10  | 8   | 7   | 7   | 7   | 7   | 8   | 8   | 8   | 8   |
| 3141 Textile furnishings mills                     | *   | *   | *   | *   | *   | *   | *   | *   | *   | *   | *   | *   |
| 3149 Other textile product mills                   | *   | *   | *   | *   | *   | *   | *   | *   | *   | *   | *   | *   |
| 316 Leather and allied product manufacturing       | *   | *   | *   | *   | *   | *   | *   | *   | *   | *   | *   | *   |
| 3162 Footwear manufacturing                        | *   | *   | *   | *   | *   | *   | *   | *   | *   | *   | *   | *   |
| 321 Wood product manufacturing                     | 28  | 27  | 25  | 25  | 24  | 25  | 30  | 32  | 31  | 30  | 30  | 32  |
| 3211 Sawmills and wood preservation                | *   | *   | *   | *   | *   | *   | *   | *   | *   | *   | *   | *   |
| 3219 Other wood product manufacturing              | *   | *   | *   | *   | *   | *   | *   | *   | *   | *   | *   | *   |
| 323 Printing and related support activities        | 63  | 60  | 62  | 62  | 63  | 67  | 59  | 62  | 62  | 61  | 63  | 62  |
| 3231 Printing and related support activities       | 63  | 60  | 62  | 62  | 63  | 67  | 59  | 62  | 62  | 61  | 63  | 62  |
| 325 Chemical manufacturing                         | *   | *   | *   | *   | *   | *   | *   | *   | *   | *   | *   | *   |
| 3251 Basic chemical manufacturing                  | *   | *   | *   | *   | *   | *   | *   | *   | *   | *   | *   | *   |
| 3253 Agricultural chemical manufacturing           | *   | *   | *   | *   | *   | *   | *   | *   | *   | *   | *   | *   |
| 3254 Pharmaceutical and medicine manufacturing     | *   | *   | *   | *   | *   | *   | *   | *   | *   | *   | *   | *   |
| 3256 Soap, cleaning compound, and toiletry mfg.    | *   | *   | *   | *   | *   | *   | *   | *   | *   | *   | *   | *   |
| 326 Plastics and rubber products manufacturing     | 13  | 12  | 11  | 11  | 12  | 13  | 13  | 14  | 14  | 13  | 14  | 14  |
| 3261 Plastics product manufacturing                | 13  | 12  | 11  | 11  | 12  | 13  | 13  | 14  | 14  | 13  | 14  | 14  |
| 327 Nonmetallic mineral product manufacturing      | 98  | 101 | 102 | 103 | 100 | 105 | 106 | 107 | 102 | 106 | 104 | 106 |
| 3272 Glass and glass product manufacturing         | *   | *   | *   | *   | *   | *   | *   | *   | *   | *   | *   | *   |
| 3273 Cement and concrete product manufacturing     | 85  | 88  | 89  | 91  | 87  | 93  | 96  | 95  | 92  | 95  | 92  | 94  |
| 3279 Other nonmetallic mineral products            | *   | *   | *   | *   | *   | *   | *   | *   | *   | *   | *   | *   |
| 331 Primary metal manufacturing                    | *   | *   | *   | *   | *   | *   | *   | *   | *   | *   | *   | *   |
| 3312 Steel product mfg. from purchased steel       | *   | *   | *   | *   | *   | *   | *   | *   | *   | *   | *   | *   |
| 332 Fabricated metal product manufacturing         | 20  | 24  | 32  | 24  | 27  | 23  | 26  | 25  | 24  | 33  | 42  | 33  |
| 3323 Architectural and structural metals mfg.      | 19  | 23  | 31  | 23  | 26  | 22  | 25  | 24  | 23  | 32  | 41  | 32  |
| 3324 Boiler, tank, and shipping container mfg.     | *   | *   | *   | *   | *   | *   | *   | *   | *   | *   | *   | *   |
| 3327 Machine shops and threaded product mfg.       | *   | *   | *   | *   | *   | *   | *   | *   | *   | *   | *   | *   |
| 336 Transportation equipment manufacturing         | *   | *   | *   | *   | *   | *   | *   | *   | *   | *   | *   | *   |
| 3366 Ship and boat building                        | *   | *   | *   | *   | *   | *   | *   | *   | *   | *   | *   | *   |
| 337 Furniture and related product manufacturing    | 54  | 52  | 52  | 52  | 52  | 56  | 55  | 52  | 61  | 61  | 57  | 52  |
| 3371 Household and institutional furniture mfg.    | 54  | 52  | 52  | 52  | 52  | 56  | 55  | 52  | 61  | 61  | 57  | 52  |
| 339 Miscellaneous manufacturing                    | 41  | 40  | 40  | 43  | 44  | 42  | 41  | 42  | 42  | 40  | 42  | 43  |
| 3391 Medical equipment and supplies                | 10  | 11  | 10  | 10  | 11  | 12  | 10  | 9   | 10  | 10  | 9   | 9   |
| 3399 Other miscellaneous manufacturing             | 31  | 29  | 30  | 33  | 33  | 30  | 31  | 33  | 32  | 30  | 33  | 34  |

HAWAII

| Industry   | Jan    | Feb    | Mar    | Apr    | May    | Jun    | Jul    | Aug    | Sep    | Oct    | Nov    | Dec    |
|--|--------|--------|--------|--------|--------|--------|--------|--------|--------|--------|--------|--------|
| Service Providing                                  | 45,075 | 45,295 | 45,872 | 45,602 | 45,440 | 45,654 | 45,843 | 46,040 | 45,776 | 45,897 | 46,409 | 46,657 |
| 22 Utilities                                       | 547    | 547    | 546    | 555    | 558    | 559    | 555    | 556    | 549    | 548    | 552    | 540    |
| 221 Utilities                                      | 547    | 547    | 546    | 555    | 558    | 559    | 555    | 556    | 549    | 548    | 552    | 540    |
| 2211 Power generation and supply                   | *      | *      | *      | *      | *      | *      | *      | *      | *      | *      | *      | *      |
| 2212 Natural gas distribution                      | *      | *      | *      | *      | *      | *      | *      | *      | *      | *      | *      | *      |
| 2213 Water, sewage and other systems               | *      | *      | *      | *      | *      | *      | *      | *      | *      | *      | *      | *      |
| 42 Wholesale Trade                                 | 1,563  | 1,559  | 1,577  | 1,566  | 1,555  | 1,569  | 1,565  | 1,558  | 1,565  | 1,572  | 1,567  | 1,574  |
| 423 Merchant wholesalers, durable goods            | 395    | 397    | 403    | 405    | 400    | 398    | 401    | 394    | 404    | 414    | 423    | 421    |
| 4231 Motor vehicle and parts merchant wholesalers  | *      | *      | *      | *      | *      | *      | *      | *      | *      | *      | *      | *      |
| 4232 Furniture and furnishing merchant wholesalers | *      | *      | *      | *      | *      | *      | *      | *      | *      | *      | *      | *      |
| 4233 Lumber and const. supply merchant wholesalers | 113    | 113    | 113    | 115    | 118    | 121    | 120    | 120    | 124    | 126    | 129    | 132    |
| 4234 Commercial equip. merchant wholesalers        | *      | *      | *      | *      | *      | *      | *      | *      | *      | *      | *      | *      |
| 4235 Metal and mineral merchant wholesalers        | *      | *      | *      | *      | *      | *      | *      | *      | *      | *      | *      | *      |
| 4236 Appliance and electric goods merchant whls.   | *      | *      | *      | *      | *      | *      | *      | *      | *      | *      | *      | *      |
| 4237 Hardware and plumbing merchant wholesalers    | 27     | 26     | 27     | 28     | 27     | 27     | 29     | 28     | 29     | 29     | 26     | 29     |
| 4238 Machinery and supply merchant wholesalers     | 89     | 92     | 95     | 99     | 98     | 98     | 95     | 94     | 98     | 102    | 108    | 108    |
| 4239 Misc. durable goods merchant wholesalers      | 83     | 84     | 83     | 83     | 75     | 71     | 75     | 72     | 72     | 71     | 73     | 67     |
| 424 Merchant wholesalers, nondurable goods         | 1,125  | 1,120  | 1,133  | 1,119  | 1,112  | 1,127  | 1,121  | 1,121  | 1,119  | 1,115  | 1,101  | 1,111  |
| 4241 Paper and paper product merchant wholesalers  | 26     | 26     | 26     | 28     | 31     | 31     | 28     | 30     | 31     | 29     | 28     | 27     |
| 4243 Apparel and piece goods merchant wholesalers  | *      | *      | *      | *      | *      | *      | *      | *      | *      | *      | *      | *      |
| 4244 Grocery and related product wholesalers       | 629    | 632    | 641    | 635    | 628    | 636    | 631    | 631    | 628    | 628    | 618    | 619    |
| 4245 Farm product raw material merch. whls.        | *      | *      | *      | *      | *      | *      | *      | *      | *      | *      | *      | *      |
| 4246 Chemical merchant wholesalers                 | 25     | 25     | 25     | 25     | 25     | 25     | 24     | 24     | 24     | 24     | 24     | 24     |
| 4247 Petroleum merchant wholesalers                | 90     | 89     | 89     | 91     | 88     | 91     | 89     | 86     | 89     | 88     | 86     | 92     |
| 4248 Alcoholic beverage merchant wholesalers       | 143    | 141    | 143    | 140    | 143    | 143    | 143    | 143    | 141    | 140    | 141    | 143    |
| 4249 Misc. nondurable goods merchant wholesalers   | 164    | 162    | 165    | 156    | 154    | 158    | 164    | 161    | 161    | 161    | 160    | 162    |
| 425 Electronic markets and agents and brokers      | 43     | 42     | 41     | 42     | 43     | 44     | 43     | 43     | 42     | 43     | 43     | 42     |
| 4251 Electronic markets and agents and brokers     | 43     | 42     | 41     | 42     | 43     | 44     | 43     | 43     | 42     | 43     | 43     | 42     |
| 44-45 Retail Trade                                 | 8,845  | 8,793  | 8,832  | 8,777  | 8,811  | 8,917  | 8,925  | 8,915  | 8,999  | 8,915  | 9,210  | 9,321  |
| 441 Motor vehicle and parts dealers                | 754    | 762    | 773    | 770    | 779    | 786    | 783    | 786    | 784    | 795    | 816    | 815    |
| 4411 Automobile dealers                            | 401    | 406    | 413    | 407    | 413    | 419    | 421    | 425    | 427    | 433    | 442    | 441    |
| 4412 Other motor vehicle dealers                   | 33     | 33     | 33     | 33     | 32     | 33     | 31     | 32     | 31     | 31     | 33     | 31     |
| 4413 Auto parts, accessories, and tire stores      | 320    | 323    | 327    | 330    | 334    | 334    | 331    | 329    | 326    | 331    | 341    | 343    |
| 442 Furniture and home furnishings stores          | 157    | 154    | 149    | 153    | 150    | 155    | 149    | 148    | 145    | 146    | 154    | 160    |
| 4421 Furniture stores                              | 70     | 73     | 71     | 71     | 69     | 72     | 70     | 68     | 67     | 69     | 72     | 74     |
| 4422 Home furnishings stores                       | 87     | 81     | 78     | 82     | 81     | 83     | 79     | 80     | 78     | 77     | 82     | 86     |
| 443 Electronics and appliance stores               | 83     | 81     | 77     | 78     | 75     | 73     | 78     | 78     | 76     | 81     | 81     | 80     |
| 4431 Electronics and appliance stores              | 83     | 81     | 77     | 78     | 75     | 73     | 78     | 78     | 76     | 81     | 81     | 80     |
| 444 Building material and garden supply stores     | 903    | 910    | 936    | 930    | 928    | 937    | 939    | 946    | 963    | 940    | 942    | 941    |
| 4441 Building material and supplies dealers        | 813    | 819    | 844    | 846    | 845    | 853    | 848    | 855    | 873    | 851    | 852    | 851    |
| 4442 Lawn and garden equipment and supplies stores | 90     | 91     | 92     | 84     | 83     | 84     | 91     | 91     | 90     | 89     | 90     | 90     |
| 445 Food and beverage stores                       | 2,257  | 2,243  | 2,243  | 2,231  | 2,235  | 2,255  | 2,258  | 2,254  | 2,284  | 2,298  | 2,339  | 2,351  |
| 4451 Grocery stores                                | 1,995  | 1,983  | 1,996  | 1,982  | 1,989  | 2,007  | 2,010  | 2,015  | 2,044  | 2,052  | 2,094  | 2,107  |
| 4452 Specialty food stores                         | 212    | 212    | 198    | 199    | 197    | 197    | 197    | 190    | 192    | 195    | 195    | 193    |

HAWAII

| Industry  | Jan   | Feb   | Mar   | Apr   | May   | Jun   | Jul   | Aug   | Sep   | Oct   | Nov   | Dec   |
|---|-------|-------|-------|-------|-------|-------|-------|-------|-------|-------|-------|-------|
| 4453 Beer, wine, and liquor stores                | 50    | 48    | 49    | 50    | 49    | 51    | 51    | 49    | 48    | 51    | 50    | 51    |
| 446 Health and personal care stores               | 486   | 494   | 488   | 487   | 505   | 528   | 525   | 520   | 532   | 519   | 525   | 525   |
| 4461 Health and personal care stores              | 486   | 494   | 488   | 487   | 505   | 528   | 525   | 520   | 532   | 519   | 525   | 525   |
| 447 Gasoline stations                             | 480   | 494   | 489   | 497   | 498   | 498   | 498   | 499   | 498   | 489   | 487   | 497   |
| 4471 Gasoline stations                            | 480   | 494   | 489   | 497   | 498   | 498   | 498   | 499   | 498   | 489   | 487   | 497   |
| 448 Clothing and clothing accessories stores      | 595   | 588   | 592   | 579   | 577   | 578   | 567   | 563   | 607   | 576   | 628   | 662   |
| 4481 Clothing stores                              | 412   | 404   | 408   | 398   | 396   | 389   | 381   | 387   | 429   | 401   | 426   | 458   |
| 4482 Shoe stores                                  | 39    | 37    | 40    | 38    | 36    | 40    | 38    | 35    | 36    | 34    | 48    | 46    |
| 4483 Jewelry, luggage, and leather goods stores   | 144   | 147   | 144   | 143   | 145   | 149   | 148   | 141   | 142   | 141   | 154   | 158   |
| 451 Sports, hobby, music instrument, book stores  | 306   | 311   | 320   | 294   | 284   | 311   | 307   | 305   | 297   | 308   | 314   | 323   |
| 4511 Sporting goods and musical instrument stores | *     | *     | *     | *     | *     | *     | *     | *     | *     | *     | *     | *     |
| 4512 Book stores and news dealers                 | *     | *     | *     | *     | *     | *     | *     | *     | *     | *     | *     | *     |
| 452 General merchandise stores                    | 2,232 | 2,164 | 2,173 | 2,180 | 2,201 | 2,210 | 2,236 | 2,239 | 2,228 | 2,200 | 2,348 | 2,387 |
| 4521 Department stores                            | 1,752 | 1,702 | 1,694 | 1,682 | 1,698 | 1,716 | 1,737 | 1,736 | 1,730 | 1,711 | 1,832 | 1,875 |
| 4529 Other general merchandise stores             | 480   | 462   | 479   | 498   | 503   | 494   | 499   | 503   | 498   | 489   | 516   | 512   |
| 453 Miscellaneous store retailers                 | 536   | 530   | 535   | 518   | 517   | 527   | 529   | 520   | 526   | 510   | 523   | 524   |
| 4531 Florists                                     | 57    | 60    | 59    | 58    | 58    | 56    | 59    | 60    | 60    | 54    | 59    | 58    |
| 4532 Office supplies, stationery, and gift stores | 256   | 250   | 254   | 244   | 240   | 241   | 235   | 232   | 237   | 237   | 246   | 242   |
| 4533 Used merchandise stores                      | 45    | 41    | 43    | 42    | 39    | 37    | 35    | 36    | 39    | 33    | 37    | 38    |
| 4539 Other miscellaneous store retailers          | 178   | 179   | 179   | 174   | 180   | 193   | 200   | 192   | 190   | 186   | 181   | 186   |
| 454 Nonstore retailers                            | 56    | 62    | 57    | 60    | 62    | 59    | 56    | 57    | 59    | 53    | 53    | 56    |
| 4541 Electronic shopping and mail/order houses    | *     | *     | *     | *     | *     | *     | *     | *     | *     | *     | *     | *     |
| 4542 Vending machine operators                    | *     | *     | *     | *     | *     | *     | *     | *     | *     | *     | *     | *     |
| 4543 Direct selling establishments                | 36    | 37    | 37    | 36    | 35    | 33    | 35    | 36    | 37    | 31    | 32    | 34    |
| 48-49 Transportation and Warehousing              | 2,261 | 2,291 | 2,274 | 2,241 | 2,244 | 2,201 | 2,222 | 2,299 | 2,318 | 2,326 | 2,349 | 2,375 |
| 481 Air transportation                            | 432   | 427   | 425   | 432   | 436   | 442   | 452   | 462   | 483   | 497   | 491   | 505   |
| 4811 Scheduled air transportation                 | 425   | 420   | 418   | 424   | 428   | 434   | 445   | 455   | 476   | 490   | 484   | 498   |
| 4812 Nonscheduled air transportation              | 7     | 7     | 7     | 8     | 8     | 8     | 7     | 7     | 7     | 7     | 7     | 7     |
| 483 Water transportation                          | *     | *     | *     | *     | *     | *     | *     | *     | *     | *     | *     | *     |
| 4831 Sea, coastal, and Great Lakes transportation | *     | *     | *     | *     | *     | *     | *     | *     | *     | *     | *     | *     |
| 484 Truck transportation                          | 438   | 446   | 447   | 426   | 424   | 428   | 433   | 432   | 439   | 433   | 438   | 436   |
| 4841 General freight trucking                     | 237   | 240   | 243   | 240   | 241   | 244   | 244   | 238   | 243   | 236   | 237   | 235   |
| 4842 Specialized freight trucking                 | 201   | 206   | 204   | 186   | 183   | 184   | 189   | 194   | 196   | 197   | 201   | 201   |
| 485 Transit and ground passenger transportation   | 286   | 288   | 286   | 287   | 284   | 233   | 217   | 283   | 286   | 287   | 290   | 293   |
| 4853 Taxi and limousine service                   | 38    | 46    | 39    | 39    | 34    | 36    | 39    | 39    | 35    | 37    | 40    | 41    |
| 4854 School and employee bus transportation       | 221   | 216   | 219   | 222   | 225   | 171   | 150   | 217   | 224   | 222   | 221   | 225   |
| 4859 Other ground passenger transportation        | 27    | 26    | 28    | 26    | 25    | 26    | 28    | 27    | 27    | 28    | 29    | 27    |
| 487 Scenic and sightseeing transportation         | 703   | 731   | 726   | 707   | 727   | 720   | 737   | 749   | 740   | 738   | 746   | 742   |
| 4871 Scenic and sightseeing transportation, land  | 302   | 325   | 324   | 312   | 319   | 308   | 303   | 311   | 317   | 312   | 321   | 323   |
| 4872 Scenic and sightseeing transportation, water | 235   | 236   | 239   | 230   | 239   | 238   | 253   | 253   | 245   | 244   | 242   | 242   |
| 4879 Scenic and sightseeing transportation, other | 166   | 170   | 163   | 165   | 169   | 174   | 181   | 185   | 178   | 182   | 183   | 177   |
| 488 Support activities for transportation         | 142   | 143   | 139   | 135   | 134   | 138   | 144   | 137   | 135   | 135   | 134   | 134   |
| 4881 Support activities for air transportation    | *     | *     | *     | *     | *     | *     | *     | *     | *     | *     | *     | *     |
| 4883 Support activities for water transportation  | *     | *     | *     | *     | *     | *     | *     | *     | *     | *     | *     | *     |

HAWAII

| Industry   | Jan   | Feb   | Mar   | Apr   | May   | Jun   | Jul   | Aug   | Sep   | Oct   | Nov   | Dec   |
|--|-------|-------|-------|-------|-------|-------|-------|-------|-------|-------|-------|-------|
| 4884 Support activities for road transportation    | 79    | 82    | 80    | 75    | 74    | 80    | 86    | 78    | 79    | 67    | 68    | 67    |
| 4885 Freight transportation arrangement            | 13    | 13    | 12    | 11    | 11    | 12    | 8     | 9     | 8     | 15    | 14    | 14    |
| 491 Postal service                                 | *     | *     | *     | *     | *     | *     | *     | *     | *     | *     | *     | *     |
| 4911 Postal service                                | *     | *     | *     | *     | *     | *     | *     | *     | *     | *     | *     | *     |
| 492 Couriers and messengers                        | 147   | 147   | 149   | 152   | 149   | 148   | 150   | 147   | 147   | 147   | 152   | 172   |
| 4921 Couriers and express delivery services        | *     | *     | *     | *     | *     | *     | *     | *     | *     | *     | *     | *     |
| 4922 Local messengers and local delivery           | *     | *     | *     | *     | *     | *     | *     | *     | *     | *     | *     | *     |
| 493 Warehousing and storage                        | 36    | 36    | 36    | 35    | 35    | 35    | 34    | 35    | 35    | 35    | 33    | 33    |
| 4931 Warehousing and storage                       | 36    | 36    | 36    | 35    | 35    | 35    | 34    | 35    | 35    | 35    | 33    | 33    |
| 51 Information                                     | 569   | 576   | 566   | 587   | 601   | 594   | 608   | 595   | 599   | 598   | 603   | 611   |
| 511 Publishing industries, except Internet         | *     | *     | *     | *     | *     | *     | *     | *     | *     | *     | *     | *     |
| 5111 Newspaper, book, and directory publishers     | *     | *     | *     | *     | *     | *     | *     | *     | *     | *     | *     | *     |
| 5112 Software publishers                           | 8     | 7     | 7     | 6     | 6     | 6     | 6     | 7     | 7     | 7     | 8     | 8     |
| 512 Motion picture and sound recording industries  | 88    | 93    | 83    | 99    | 98    | 102   | 109   | 99    | 102   | 94    | 93    | 94    |
| 5121 Motion picture and video industries           | *     | *     | *     | *     | *     | *     | *     | *     | *     | *     | *     | *     |
| 5122 Sound recording industries                    | *     | *     | *     | *     | *     | *     | *     | *     | *     | *     | *     | *     |
| 515 Broadcasting, except Internet                  | 47    | 49    | 47    | 48    | 46    | 47    | 47    | 48    | 47    | 48    | 49    | 50    |
| 5151 Radio and television broadcasting             | *     | *     | *     | *     | *     | *     | *     | *     | *     | *     | *     | *     |
| 5152 Cable and other subscription programming      | *     | *     | *     | *     | *     | *     | *     | *     | *     | *     | *     | *     |
| 517 Telecommunications                             | 274   | 274   | 275   | 279   | 298   | 285   | 292   | 289   | 289   | 298   | 299   | 304   |
| 5171 Wired telecommunications carriers             | 194   | 194   | 197   | 201   | 210   | 208   | 210   | 207   | 208   | 213   | 212   | 216   |
| 5172 Wireless telecommunications carriers          | *     | *     | *     | *     | *     | *     | *     | *     | *     | *     | *     | *     |
| 5179 Other telecommunications                      | *     | *     | *     | *     | *     | *     | *     | *     | *     | *     | *     | *     |
| 518 Data processing, hosting and related services  | 16    | 16    | 15    | 16    | 17    | 18    | 17    | 16    | 16    | 14    | 15    | 17    |
| 5182 Data processing, hosting and related services | 16    | 16    | 15    | 16    | 17    | 18    | 17    | 16    | 16    | 14    | 15    | 17    |
| 519 Other information services                     | *     | *     | *     | *     | *     | *     | *     | *     | *     | *     | *     | *     |
| 5191 Other information services                    | *     | *     | *     | *     | *     | *     | *     | *     | *     | *     | *     | *     |
| 52 Finance and Insurance                           | 1,096 | 1,097 | 1,098 | 1,108 | 1,096 | 1,091 | 1,092 | 1,090 | 1,075 | 1,085 | 1,073 | 1,084 |
| 522 Credit intermediation and related activities   | 814   | 814   | 812   | 818   | 807   | 803   | 810   | 814   | 799   | 805   | 798   | 809   |
| 5221 Depository credit intermediation              | 712   | 711   | 710   | 711   | 701   | 698   | 698   | 702   | 691   | 693   | 688   | 698   |
| 5222 Nondepository credit intermediation           | 59    | 60    | 58    | 62    | 62    | 61    | 68    | 70    | 70    | 70    | 68    | 68    |
| 5223 Activities related to credit intermediation   | 43    | 43    | 44    | 45    | 44    | 44    | 44    | 42    | 38    | 42    | 42    | 43    |
| 523 Securities, commodity contracts, investments   | *     | *     | *     | *     | *     | *     | *     | *     | *     | *     | *     | *     |
| 5231 Securities and commodity contracts brokerage  | 34    | 34    | 34    | 31    | 32    | 29    | 30    | 31    | 31    | 32    | 32    | 32    |
| 5232 Securities and commodity exchanges            | *     | *     | *     | *     | *     | *     | *     | *     | *     | *     | *     | *     |
| 5239 Other financial investment activities         | 14    | 14    | 15    | 18    | 19    | 18    | 18    | 19    | 17    | 17    | 15    | 17    |
| 524 Insurance carriers and related activities      | 232   | 233   | 235   | 239   | 236   | 239   | 230   | 222   | 224   | 227   | 224   | 222   |
| 5241 Insurance carriers                            | 73    | 75    | 75    | 80    | 81    | 81    | 76    | 72    | 75    | 75    | 73    | 76    |
| 5242 Insurance agencies and brokerages             | 159   | 158   | 160   | 159   | 155   | 158   | 154   | 150   | 149   | 152   | 151   | 146   |
| 525 Funds, trusts, and other financial vehicles    | *     | *     | *     | *     | *     | *     | *     | *     | *     | *     | *     | *     |
| 5259 Other investment pools and funds              | *     | *     | *     | *     | *     | *     | *     | *     | *     | *     | *     | *     |
| 53 Real Estate and Rental and Leasing              | 1,558 | 1,556 | 1,576 | 1,559 | 1,543 | 1,538 | 1,558 | 1,528 | 1,531 | 1,524 | 1,517 | 1,546 |
| 531 Real estate                                    | 765   | 748   | 766   | 759   | 750   | 752   | 751   | 736   | 739   | 735   | 732   | 752   |
| 5311 Lessors of real estate                        | 171   | 151   | 171   | 163   | 165   | 165   | 163   | 158   | 164   | 152   | 150   | 148   |

HAWAII

| Industry  | Jan   | Feb   | Mar   | Apr   | May   | Jun   | Jul   | Aug   | Sep   | Oct   | Nov   | Dec   |
|---|-------|-------|-------|-------|-------|-------|-------|-------|-------|-------|-------|-------|
| 5312 Offices of real estate agents and brokers    | 184   | 190   | 188   | 193   | 185   | 186   | 184   | 176   | 174   | 190   | 184   | 197   |
| 5313 Activities related to real estate            | 410   | 407   | 407   | 403   | 400   | 401   | 404   | 402   | 401   | 393   | 398   | 407   |
| 532 Rental and leasing services                   | *     | *     | *     | *     | *     | *     | *     | *     | *     | *     | *     | *     |
| 5321 Automotive equipment rental and leasing      | 521   | 530   | 539   | 533   | 528   | 527   | 534   | 526   | 525   | 514   | 509   | 524   |
| 5322 Consumer goods rental                        | 213   | 219   | 211   | 206   | 203   | 206   | 215   | 210   | 216   | 213   | 215   | 212   |
| 5324 Machinery and equipment rental and leasing   | *     | *     | *     | *     | *     | *     | *     | *     | *     | *     | *     | *     |
| 533 Lessors of nonfinancial intangible assets     | *     | *     | *     | *     | *     | *     | *     | *     | *     | *     | *     | *     |
| 5331 Lessors of nonfinancial intangible assets    | *     | *     | *     | *     | *     | *     | *     | *     | *     | *     | *     | *     |
| 54 Professional and Technical Services            | 1,552 | 1,569 | 1,565 | 1,542 | 1,499 | 1,520 | 1,513 | 1,512 | 1,499 | 1,510 | 1,503 | 1,525 |
| 541 Professional and technical services           | 1,552 | 1,569 | 1,565 | 1,542 | 1,499 | 1,520 | 1,513 | 1,512 | 1,499 | 1,510 | 1,503 | 1,525 |
| 5411 Legal services                               | 198   | 195   | 194   | 186   | 187   | 192   | 193   | 195   | 185   | 183   | 180   | 181   |
| 5412 Accounting and bookkeeping services          | 263   | 285   | 275   | 281   | 224   | 223   | 211   | 204   | 201   | 196   | 206   | 221   |
| 5413 Architectural and engineering services       | 208   | 213   | 214   | 216   | 217   | 220   | 234   | 230   | 229   | 235   | 230   | 235   |
| 5414 Specialized design services                  | 21    | 21    | 20    | 22    | 21    | 25    | 23    | 23    | 21    | 22    | 23    | 24    |
| 5415 Computer systems design and related services | 93    | 94    | 98    | 98    | 98    | 101   | 105   | 105   | 105   | 109   | 113   | 117   |
| 5416 Management and technical consulting services | 104   | 98    | 105   | 88    | 85    | 97    | 82    | 82    | 82    | 82    | 81    | 77    |
| 5417 Scientific research and development services | 403   | 406   | 405   | 409   | 418   | 423   | 426   | 432   | 429   | 434   | 430   | 428   |
| 5418 Advertising, PR, and related services        | 73    | 70    | 73    | 68    | 75    | 73    | 75    | 73    | 75    | 79    | 78    | 79    |
| 5419 Other professional and technical services    | 189   | 187   | 181   | 174   | 174   | 166   | 164   | 168   | 172   | 170   | 162   | 163   |
| 55 Management of Companies and Enterprises        | 227   | 226   | 224   | 218   | 219   | 216   | 216   | 214   | 210   | 214   | 214   | 216   |
| 551 Management of companies and enterprises       | 227   | 226   | 224   | 218   | 219   | 216   | 216   | 214   | 210   | 214   | 214   | 216   |
| 5511 Management of companies and enterprises      | 227   | 226   | 224   | 218   | 219   | 216   | 216   | 214   | 210   | 214   | 214   | 216   |
| 56 Administrative and Waste Services              | 4,044 | 4,225 | 4,417 | 4,405 | 4,423 | 4,438 | 4,447 | 4,640 | 4,511 | 4,757 | 4,860 | 4,787 |
| 561 Administrative and support services           | 3,846 | 4,025 | 4,211 | 4,200 | 4,218 | 4,234 | 4,248 | 4,441 | 4,318 | 4,550 | 4,651 | 4,577 |
| 5611 Office administrative services               | 6     | 6     | 6     | 6     | 6     | 6     | 6     | 6     | 6     | 6     | 6     | 6     |
| 5613 Employment services                          | 2,230 | 2,224 | 2,386 | 2,365 | 2,363 | 2,371 | 2,406 | 2,532 | 2,428 | 2,647 | 2,708 | 2,648 |
| 5614 Business support services                    | 34    | 31    | 30    | 32    | 35    | 35    | 34    | 34    | 36    | 37    | 38    | 36    |
| 5615 Travel arrangement and reservation services  | 246   | 245   | 246   | 258   | 258   | 261   | 275   | 291   | 289   | 298   | 282   | 279   |
| 5616 Investigation and security services          | 284   | 281   | 286   | 278   | 276   | 279   | 262   | 274   | 282   | 288   | 293   | 300   |
| 5617 Services to buildings and dwellings          | 1,025 | 1,206 | 1,236 | 1,212 | 1,239 | 1,253 | 1,237 | 1,248 | 1,248 | 1,247 | 1,285 | 1,282 |
| 5619 Other support services                       | 21    | 32    | 21    | 49    | 41    | 29    | 28    | 56    | 29    | 27    | 39    | 26    |
| 562 Waste management and remediation services     | 198   | 200   | 206   | 205   | 205   | 204   | 199   | 199   | 193   | 207   | 209   | 210   |
| 5621 Waste collection                             | 152   | 152   | 154   | 155   | 158   | 157   | 150   | 152   | 150   | 158   | 158   | 161   |
| 5622 Waste treatment and disposal                 | 21    | 21    | 21    | 21    | 20    | 21    | 21    | 21    | 20    | 21    | 21    | 21    |
| 5629 Remediation and other waste services         | 25    | 27    | 31    | 29    | 27    | 26    | 28    | 26    | 23    | 28    | 30    | 28    |
| 61 Educational Services                           | 1,251 | 1,272 | 1,285 | 1,255 | 1,278 | 1,209 | 1,225 | 1,190 | 1,195 | 1,210 | 1,222 | 1,227 |
| 611 Educational services                          | 1,251 | 1,272 | 1,285 | 1,255 | 1,278 | 1,209 | 1,225 | 1,190 | 1,195 | 1,210 | 1,222 | 1,227 |
| 6111 Elementary and secondary schools             | 801   | 823   | 827   | 830   | 831   | 787   | 794   | 784   | 786   | 799   | 814   | 811   |
| 6113 Colleges and universities                    | *     | *     | *     | *     | *     | *     | *     | *     | *     | *     | *     | *     |
| 6114 Business, computer and management training   | 5     | 5     | 5     | 5     | 5     | 5     | 6     | 6     | 6     | 6     | 6     | 5     |
| 6115 Technical and trade schools                  | *     | *     | *     | *     | *     | *     | *     | *     | *     | *     | *     | *     |
| 6116 Other schools and instruction                | 304   | 301   | 317   | 297   | 320   | 303   | 305   | 284   | 299   | 286   | 285   | 289   |
| 6117 Educational support services                 | 44    | 47    | 44    | 35    | 36    | 37    | 42    | 42    | 41    | 40    | 41    | 41    |
| 62 Health Care and Social Assistance              | 6,731 | 6,708 | 6,839 | 6,874 | 6,709 | 6,887 | 7,048 | 6,984 | 6,846 | 6,801 | 6,956 | 6,925 |

HAWAII

| Industry  | Jan    | Feb    | Mar    | Apr    | May    | Jun    | Jul    | Aug    | Sep    | Oct    | Nov    | Dec    |
|---|--------|--------|--------|--------|--------|--------|--------|--------|--------|--------|--------|--------|
| 621 Ambulatory health care services               | 2,994  | 3,014  | 3,027  | 3,062  | 3,036  | 3,052  | 3,064  | 3,060  | 3,055  | 3,039  | 3,063  | 3,067  |
| 6211 Offices of physicians                        | 1,142  | 1,140  | 1,138  | 1,151  | 1,156  | 1,157  | 1,157  | 1,167  | 1,171  | 1,160  | 1,169  | 1,170  |
| 6212 Offices of dentists                          | 485    | 495    | 493    | 490    | 488    | 494    | 487    | 480    | 476    | 475    | 485    | 487    |
| 6213 Offices of other health practitioners        | 332    | 332    | 337    | 340    | 341    | 350    | 359    | 371    | 367    | 366    | 367    | 365    |
| 6214 Outpatient care centers                      | *      | *      | *      | *      | *      | *      | *      | *      | *      | *      | *      | *      |
| 6215 Medical and diagnostic laboratories          | *      | *      | *      | *      | *      | *      | *      | *      | *      | *      | *      | *      |
| 6216 Home health care services                    | 433    | 446    | 454    | 477    | 469    | 472    | 490    | 474    | 468    | 471    | 466    | 465    |
| 622 Hospitals                                     | *      | *      | *      | *      | *      | *      | *      | *      | *      | *      | *      | *      |
| 6221 General medical and surgical hospitals       | *      | *      | *      | *      | *      | *      | *      | *      | *      | *      | *      | *      |
| 623 Nursing and residential care facilities       | *      | *      | *      | *      | *      | *      | *      | *      | *      | *      | *      | *      |
| 6231 Nursing care facilities, skilled nursing     | *      | *      | *      | *      | *      | *      | *      | *      | *      | *      | *      | *      |
| 6232 Residential mental health facilities         | 56     | 57     | 55     | 54     | 54     | 54     | 62     | 70     | 64     | 59     | 71     | 71     |
| 6233 Continuing care, assisted living facilities  | 92     | 90     | 92     | 89     | 88     | 92     | 87     | 90     | 88     | 87     | 90     | 89     |
| 624 Social assistance                             | 2,533  | 2,489  | 2,600  | 2,625  | 2,470  | 2,627  | 2,792  | 2,729  | 2,603  | 2,580  | 2,683  | 2,644  |
| 6241 Individual and family services               | 1,640  | 1,574  | 1,673  | 1,618  | 1,565  | 1,653  | 1,627  | 1,577  | 1,656  | 1,617  | 1,719  | 1,666  |
| 6242 Emergency and other relief services          | 42     | 44     | 44     | 41     | 43     | 41     | 44     | 47     | 32     | 34     | 34     | 32     |
| 6243 Vocational rehabilitation services           | 360    | 378    | 374    | 456    | 352    | 511    | 673    | 565    | 341    | 338    | 335    | 335    |
| 6244 Child day care services                      | 491    | 493    | 509    | 510    | 510    | 422    | 448    | 540    | 574    | 591    | 595    | 611    |
| 71 Arts, Entertainment, and Recreation            | 1,770  | 1,719  | 1,744  | 1,680  | 1,623  | 1,637  | 1,706  | 1,704  | 1,694  | 1,699  | 1,678  | 1,673  |
| 711 Performing arts and spectator sports          | 158    | 168    | 179    | 172    | 146    | 147    | 139    | 156    | 144    | 168    | 151    | 139    |
| 7111 Performing arts companies                    | 101    | 110    | 118    | 122    | 99     | 93     | 91     | 101    | 95     | 110    | 98     | 86     |
| 7112 Spectator sports                             | *      | *      | *      | *      | *      | *      | *      | *      | *      | *      | *      | *      |
| 7113 Promoters of performing arts and sports      | *      | *      | *      | *      | *      | *      | *      | *      | *      | *      | *      | *      |
| 7114 Agents and managers for public figures       | *      | *      | *      | *      | *      | *      | *      | *      | *      | *      | *      | *      |
| 7115 Independent artists, writers, and performers | 37     | 37     | 37     | 25     | 25     | 27     | 24     | 27     | 23     | 30     | 27     | 27     |
| 712 Museums, historical sites, zoos, and parks    | 105    | 103    | 106    | 110    | 110    | 127    | 127    | 119    | 129    | 150    | 149    | 148    |
| 7121 Museums, historical sites, zoos, and parks   | 105    | 103    | 106    | 110    | 110    | 127    | 127    | 119    | 129    | 150    | 149    | 148    |
| 713 Amusements, gambling, and recreation          | 1,507  | 1,448  | 1,459  | 1,398  | 1,367  | 1,363  | 1,440  | 1,429  | 1,421  | 1,381  | 1,378  | 1,386  |
| 7131 Amusement parks and arcades                  | *      | *      | *      | *      | *      | *      | *      | *      | *      | *      | *      | *      |
| 7139 Other amusement and recreation industries    | *      | *      | *      | *      | *      | *      | *      | *      | *      | *      | *      | *      |
| 72 Accommodation and Food Services                | 11,189 | 11,318 | 11,477 | 11,366 | 11,362 | 11,370 | 11,332 | 11,396 | 11,291 | 11,281 | 11,290 | 11,419 |
| 721 Accommodation                                 | 5,490  | 5,513  | 5,583  | 5,514  | 5,586  | 5,617  | 5,575  | 5,586  | 5,495  | 5,469  | 5,458  | 5,531  |
| 721110 Hotels and motels, except casino hotels    | 5,283  | 5,310  | 5,365  | 5,300  | 5,373  | 5,410  | 5,361  | 5,369  | 5,282  | 5,255  | 5,237  | 5,312  |
| 721191 Bed?and?breakfast inns                     | 122    | 117    | 133    | 127    | 122    | 120    | 128    | 128    | 127    | 125    | 127    | 127    |
| 721199 All other traveler accommodation           | 70     | 72     | 73     | 73     | 78     | 75     | 69     | 71     | 69     | 72     | 75     | 75     |
| 721211 RV parks and campgrounds                   | *      | *      | *      | *      | *      | *      | *      | *      | *      | *      | *      | *      |
| 721214 Recreational and vacation camps            | *      | *      | *      | *      | *      | *      | *      | *      | *      | *      | *      | *      |
| 721310 Rooming and boarding houses                | *      | *      | *      | *      | *      | *      | *      | *      | *      | *      | *      | *      |
| 722 Food services and drinking places             | 5,699  | 5,805  | 5,894  | 5,852  | 5,776  | 5,753  | 5,757  | 5,810  | 5,796  | 5,812  | 5,832  | 5,888  |
| 722310 Food service contractors                   | 153    | 159    | 152    | 150    | 114    | 98     | 92     | 117    | 161    | 156    | 156    | 156    |
| 722320 Caterers                                   | *      | *      | *      | *      | *      | *      | *      | *      | *      | *      | *      | *      |
| 722330 Mobile food services                       | *      | *      | *      | *      | *      | *      | *      | *      | *      | *      | *      | *      |
| 722410 Drinking places, alcoholic beverages       | 127    | 122    | 121    | 122    | 135    | 137    | 121    | 118    | 115    | 120    | 113    | 112    |
| 722511 Full-service restaurants                   | 3,150  | 3,217  | 3,289  | 3,238  | 3,186  | 3,175  | 3,199  | 3,216  | 3,216  | 3,202  | 3,202  | 3,306  |

HAWAII

| Industry   | Jan   | Feb   | Mar   | Apr   | May   | Jun   | Jul   | Aug   | Sep   | Oct   | Nov   | Dec   |
|--|-------|-------|-------|-------|-------|-------|-------|-------|-------|-------|-------|-------|
| 722513 Limited-service restaurants               | 1,838 | 1,864 | 1,883 | 1,889 | 1,886 | 1,884 | 1,886 | 1,899 | 1,848 | 1,866 | 1,889 | 1,845 |
| 722514 Cafeterias, grill buffets, and buffets    | *     | *     | *     | *     | *     | *     | *     | *     | *     | *     | *     | *     |
| 722515 Snack and nonalcoholic beverage bars      | 410   | 418   | 427   | 432   | 436   | 439   | 437   | 440   | 436   | 445   | 450   | 446   |
| 81 Other Services, Except Public                 | 1,872 | 1,839 | 1,852 | 1,869 | 1,919 | 1,908 | 1,831 | 1,859 | 1,894 | 1,857 | 1,815 | 1,834 |
| 811 Repair and maintenance                       | 373   | 361   | 364   | 381   | 393   | 408   | 362   | 363   | 363   | 367   | 360   | 351   |
| 8111 Automotive repair and maintenance           | 273   | 265   | 270   | 275   | 284   | 284   | 282   | 283   | 282   | 282   | 280   | 276   |
| 8112 Electronic equipment repair and maintenance | 42    | 36    | 32    | 41    | 36    | 49    | 8     | 8     | 5     | 8     | 9     | 6     |
| 8113 Commercial machinery repair and             | 45    | 47    | 50    | 51    | 59    | 60    | 57    | 59    | 63    | 62    | 55    | 53    |
| 8114 Household goods repair and maintenance      | 13    | 13    | 12    | 14    | 14    | 15    | 15    | 13    | 13    | 15    | 16    | 16    |
| 812 Personal and laundry services                | 404   | 412   | 429   | 401   | 406   | 406   | 391   | 401   | 410   | 416   | 397   | 400   |
| 8121 Personal care services                      | 131   | 133   | 136   | 128   | 128   | 129   | 114   | 119   | 122   | 129   | 114   | 117   |
| 8122 Death care services                         | *     | *     | *     | *     | *     | *     | *     | *     | *     | *     | *     | *     |
| 8123 Drycleaning and laundry services            | *     | *     | *     | *     | *     | *     | *     | *     | *     | *     | *     | *     |
| 8129 Other personal services                     | 31    | 29    | 33    | 36    | 37    | 40    | 39    | 40    | 44    | 43    | 44    | 48    |
| 813 Membership associations and organizations    | 1,014 | 986   | 979   | 995   | 1,026 | 1,007 | 991   | 1,007 | 1,032 | 982   | 972   | 997   |
| 8131 Religious organizations                     | 253   | 248   | 247   | 248   | 246   | 242   | 246   | 243   | 243   | 243   | 248   | 248   |
| 8132 Grantmaking and giving services             | *     | *     | *     | *     | *     | *     | *     | *     | *     | *     | *     | *     |
| 8133 Social advocacy organizations               | 142   | 148   | 147   | 153   | 154   | 156   | 159   | 158   | 157   | 161   | 156   | 161   |
| 8134 Civic and social organizations              | *     | *     | *     | *     | *     | *     | *     | *     | *     | *     | *     | *     |
| 8139 Professional and similar organizations      | 493   | 507   | 502   | 512   | 544   | 534   | 512   | 519   | 549   | 507   | 500   | 521   |
| 814 Private households                           | 81    | 80    | 80    | 92    | 94    | 87    | 87    | 88    | 89    | 92    | 86    | 86    |
| 8141 Private households                          | 81    | 80    | 80    | 92    | 94    | 87    | 87    | 88    | 89    | 92    | 86    | 86    |

\* Data suppressed due to confidentiality.



MAUI

EMPLOYMENT AND WAGES OF WORKERS COVERED BY HAWAII EMPLOYMENT SECURITY LAW  
AND UNEMPLOYMENT COMPENSATION FOR FEDERAL EMPLOYEES  
CLASSIFIED BY INDUSTRY FOR CALENDAR YEAR 2013

| Industry   | No. of<br>Rep. Units<br>December | Average<br>Employment | Total Wages   | Average<br>Annual<br>Wage |
|--|----------------------------------|-----------------------|---------------|---------------------------|
| TOTAL, including government                        | 5,054                            | 71,300                | 2,783,720,403 | 39,042                    |
| TOTAL GOVERNMENT                                   | 3                                | 9,532                 | 507,925,684   | 53,286                    |
| Federal  | 1                                | 853                   | 49,680,304    | 58,242                    |
| State  | 1                                | 6,032                 | 314,774,290   | 52,184                    |
| County   | 1                                | 2,648                 | 143,471,090   | 54,181                    |
| Total, excluding government                        | 5,051                            | 61,768                | 2,275,794,719 | 36,844                    |
| Goods Producing                                    | 757                              | 5,697                 | 288,475,913   | 50,636                    |
| 11-21 Natural Resources and Mining                 | 64                               | 1,496                 | 63,252,165    | 42,281                    |
| 111 Crop production                                | 47                               | 1,392                 | 59,910,695    | 43,039                    |
| 1111 Oilseed and grain farming                     | 5                                | 545                   | 27,348,969    | 50,182                    |
| 1112 Vegetable and melon farming                   | *                                | *                     | *             | *                         |
| 1113 Fruit and tree nut farming                    | 10                               | 159                   | 4,561,636     | 28,690                    |
| 1114 Greenhouse and nursery production             | 16                               | 124                   | 3,169,631     | 25,562                    |
| 1119 Other crop farming                            | *                                | *                     | *             | *                         |
| 112 Animal production and aquaculture              | *                                | *                     | *             | *                         |
| 1121 Cattle ranching and farming                   | 8                                | 59                    | 2,228,688     | 37,774                    |
| 1124 Sheep and goat farming                        | *                                | *                     | *             | *                         |
| 1125 Aquaculture                                   | *                                | *                     | *             | *                         |
| 1129 Other animal production                       | *                                | *                     | *             | *                         |
| 115 Agriculture and forestry support activities    | *                                | *                     | *             | *                         |
| 1151 Support activities for crop production        | *                                | *                     | *             | *                         |
| 212 Mining, except oil and gas                     | *                                | *                     | *             | *                         |
| 2123 Nonmetallic mineral mining and quarrying      | *                                | *                     | *             | *                         |
| 23 Construction                                    | 570                              | 3,115                 | 180,961,143   | 58,093                    |
| 236 Construction of buildings                      | 189                              | 917                   | 54,096,345    | 58,993                    |
| 2361 Residential building construction             | 151                              | 466                   | 21,453,856    | 46,038                    |
| 2362 Nonresidential building construction          | 38                               | 451                   | 32,642,489    | 72,378                    |
| 237 Heavy and civil engineering construction       | 41                               | 398                   | 32,166,657    | 80,821                    |
| 2371 Utility system construction                   | *                                | *                     | *             | *                         |
| 2372 Land subdivision                              | 16                               | 70                    | 5,563,878     | 79,484                    |
| 2373 Highway, street, and bridge construction      | 14                               | 232                   | 19,111,642    | 82,378                    |
| 2379 Other heavy construction                      | *                                | *                     | *             | *                         |
| 238 Specialty trade contractors                    | 340                              | 1,800                 | 94,698,141    | 52,610                    |
| 2381 Building foundation and exterior contractors  | 63                               | 291                   | 12,971,772    | 44,577                    |
| 2382 Building equipment contractors                | 125                              | 907                   | 53,765,848    | 59,279                    |
| 2383 Building finishing contractors                | 97                               | 398                   | 17,652,446    | 44,353                    |
| 2389 Other specialty trade contractors             | 55                               | 203                   | 10,308,075    | 50,779                    |
| 31-33 Manufacturing                                | 123                              | 1,086                 | 44,262,605    | 40,757                    |
| 311 Food manufacturing                             | 38                               | 646                   | 23,171,518    | 35,869                    |
| 3113 Sugar and confectionery product manufacturing | *                                | *                     | *             | *                         |
| 3114 Fruit and vegetable preserving and specialty  | *                                | *                     | *             | *                         |

MAUI

| Industry  | No. of<br>Rep. Units<br>December | Average<br>Employment | Total Wages   | Average<br>Annual<br>Wage |
|---|----------------------------------|-----------------------|---------------|---------------------------|
| 3115 Dairy product manufacturing                  | *                                | *                     | *             | *                         |
| 3116 Animal slaughtering and processing           | *                                | *                     | *             | *                         |
| 3118 Bakeries and tortilla manufacturing          | 13                               | 159                   | 3,122,876     | 19,641                    |
| 3119 Other food manufacturing                     | 17                               | 89                    | 1,558,153     | 17,507                    |
| 312 Beverage and tobacco product manufacturing    | 6                                | 76                    | 2,312,221     | 30,424                    |
| 3121 Beverage manufacturing                       | 6                                | 76                    | 2,312,221     | 30,424                    |
| 314 Textile product mills                         | *                                | *                     | *             | *                         |
| 3149 Other textile product mills                  | *                                | *                     | *             | *                         |
| 315 Apparel manufacturing                         | *                                | *                     | *             | *                         |
| 3152 Cut and sew apparel manufacturing            | *                                | *                     | *             | *                         |
| 3159 Accessories and other apparel manufacturing  | *                                | *                     | *             | *                         |
| 321 Wood product manufacturing                    | *                                | *                     | *             | *                         |
| 3211 Sawmills and wood preservation               | *                                | *                     | *             | *                         |
| 3212 Plywood and engineered wood product mfg.     | *                                | *                     | *             | *                         |
| 3219 Other wood product manufacturing             | *                                | *                     | *             | *                         |
| 323 Printing and related support activities       | 8                                | 44                    | 1,707,300     | 38,802                    |
| 3231 Printing and related support activities      | 8                                | 44                    | 1,707,300     | 38,802                    |
| 325 Chemical manufacturing                        | 8                                | 46                    | 1,685,132     | 36,633                    |
| 3253 Agricultural chemical manufacturing          | *                                | *                     | *             | *                         |
| 3254 Pharmaceutical and medicine manufacturing    | *                                | *                     | *             | *                         |
| 3256 Soap, cleaning compound, and toiletry mfg.   | 6                                | 21                    | 727,155       | 34,626                    |
| 327 Nonmetallic mineral product manufacturing     | 11                               | 137                   | 8,847,301     | 64,579                    |
| 3271 Clay product and refractory manufacturing    | *                                | *                     | *             | *                         |
| 3272 Glass and glass product manufacturing        | 3                                | 8                     | 218,594       | 27,324                    |
| 3273 Cement and concrete product manufacturing    | 4                                | 111                   | 7,684,452     | 69,229                    |
| 3279 Other nonmetallic mineral products           | *                                | *                     | *             | *                         |
| 332 Fabricated metal product manufacturing        | *                                | *                     | *             | *                         |
| 3323 Architectural and structural metals mfg.     | *                                | *                     | *             | *                         |
| 3327 Machine shops and threaded product mfg.      | *                                | *                     | *             | *                         |
| 333 Machinery manufacturing                       | *                                | *                     | *             | *                         |
| 3333 Commercial and service industry machinery    | *                                | *                     | *             | *                         |
| 334 Computer and electronic product manufacturing | *                                | *                     | *             | *                         |
| 3345 Electronic instrument manufacturing          | *                                | *                     | *             | *                         |
| 337 Furniture and related product manufacturing   | *                                | *                     | *             | *                         |
| 3371 Household and institutional furniture mfg.   | *                                | *                     | *             | *                         |
| 339 Miscellaneous manufacturing                   | 26                               | 46                    | 1,576,701     | 34,276                    |
| 3391 Medical equipment and supplies               | *                                | *                     | *             | *                         |
| 3399 Other miscellaneous manufacturing            | *                                | *                     | *             | *                         |
| Service Providing                                 | 4,294                            | 56,071                | 1,987,318,806 | 35,443                    |
| 22 Utilities                                      | 20                               | 498                   | 43,501,173    | 87,352                    |
| 221 Utilities                                     | 20                               | 498                   | 43,501,173    | 87,352                    |
| 2211 Power generation and supply                  | *                                | *                     | *             | *                         |
| 2212 Natural gas distribution                     | *                                | *                     | *             | *                         |
| 2213 Water, sewage and other systems              | *                                | *                     | *             | *                         |
| 42 Wholesale Trade                                | 176                              | 1,418                 | 70,892,591    | 49,995                    |
| 423 Merchant wholesalers, durable goods           | 60                               | 312                   | 16,054,067    | 51,455                    |
| 4231 Motor vehicle and parts merchant wholesalers | *                                | *                     | *             | *                         |

MAUI

| Industry   | No. of<br>Rep. Units<br>December | Average<br>Employment | Total Wages | Average<br>Annual<br>Wage |
|--|----------------------------------|-----------------------|-------------|---------------------------|
| 4232 Furniture and furnishing merchant wholesalers | 4                                | 18                    | 994,579     | 55,254                    |
| 4233 Lumber and const. supply merchant wholesalers | *                                | *                     | *           | *                         |
| 4234 Commercial equip. merchant wholesalers        | 9                                | 40                    | 2,038,464   | 50,962                    |
| 4235 Metal and mineral merchant wholesalers        | *                                | *                     | *           | *                         |
| 4236 Appliance and electric goods merchant whls.   | 3                                | 34                    | 2,082,569   | 61,252                    |
| 4237 Hardware and plumbing merchant wholesalers    | *                                | *                     | *           | *                         |
| 4238 Machinery and supply merchant wholesalers     | 11                               | 60                    | 3,031,029   | 50,517                    |
| 4239 Misc. durable goods merchant wholesalers      | 14                               | 59                    | 2,757,949   | 46,745                    |
| 424 Merchant wholesalers, nondurable goods         | 75                               | 1,014                 | 49,474,772  | 48,792                    |
| 4241 Paper and paper product merchant wholesalers  | *                                | *                     | *           | *                         |
| 4242 Druggists' goods merchant wholesalers         | 7                                | 28                    | 912,910     | 32,604                    |
| 4243 Apparel and piece goods merchant wholesalers  | 4                                | 8                     | 276,295     | 34,537                    |
| 4244 Grocery and related product wholesalers       | 27                               | 500                   | 24,368,688  | 48,737                    |
| 4246 Chemical merchant wholesalers                 | *                                | *                     | *           | *                         |
| 4247 Petroleum merchant wholesalers                | 9                                | 104                   | 6,171,272   | 59,339                    |
| 4248 Alcoholic beverage merchant wholesalers       | 6                                | 183                   | 9,925,858   | 54,240                    |
| 4249 Misc. nondurable goods merchant wholesalers   | 17                               | 103                   | 3,995,796   | 38,794                    |
| 425 Electronic markets and agents and brokers      | 41                               | 93                    | 5,363,752   | 57,675                    |
| 4251 Electronic markets and agents and brokers     | 41                               | 93                    | 5,363,752   | 57,675                    |
| 44-45 Retail Trade                                 | 731                              | 9,111                 | 262,093,331 | 28,767                    |
| 441 Motor vehicle and parts dealers                | 36                               | 627                   | 30,433,433  | 48,538                    |
| 4411 Automobile dealers                            | 14                               | 378                   | 21,929,457  | 58,014                    |
| 4412 Other motor vehicle dealers                   | *                                | *                     | *           | *                         |
| 4413 Auto parts, accessories, and tire stores      | 19                               | 188                   | 6,090,423   | 32,396                    |
| 442 Furniture and home furnishings stores          | 33                               | 219                   | 7,206,272   | 32,905                    |
| 4421 Furniture stores                              | 16                               | 82                    | 3,215,890   | 39,218                    |
| 4422 Home furnishings stores                       | 17                               | 136                   | 3,990,382   | 29,341                    |
| 443 Electronics and appliance stores               | *                                | *                     | *           | *                         |
| 4431 Electronics and appliance stores              | *                                | *                     | *           | *                         |
| 444 Building material and garden supply stores     | 42                               | 693                   | 22,057,092  | 31,828                    |
| 4441 Building material and supplies dealers        | 37                               | 667                   | 21,252,661  | 31,863                    |
| 4442 Lawn and garden equipment and supplies stores | 5                                | 27                    | 804,431     | 29,794                    |
| 445 Food and beverage stores                       | 88                               | 2,148                 | 60,290,949  | 28,068                    |
| 4451 Grocery stores                                | 68                               | 2,013                 | 56,676,025  | 28,155                    |
| 4452 Specialty food stores                         | 17                               | 122                   | 3,429,291   | 28,109                    |
| 4453 Beer, wine, and liquor stores                 | 3                                | 13                    | 185,633     | 14,279                    |
| 446 Health and personal care stores                | 54                               | 645                   | 20,473,093  | 31,741                    |
| 4461 Health and personal care stores               | 54                               | 645                   | 20,473,093  | 31,741                    |
| 447 Gasoline stations                              | 39                               | 461                   | 10,845,346  | 23,526                    |
| 4471 Gasoline stations                             | 39                               | 461                   | 10,845,346  | 23,526                    |
| 448 Clothing and clothing accessories stores       | 219                              | 1,537                 | 35,891,826  | 23,352                    |
| 4481 Clothing stores                               | 129                              | 1,115                 | 22,106,519  | 19,826                    |
| 4482 Shoe stores                                   | 13                               | 72                    | 1,450,291   | 20,143                    |
| 4483 Jewelry, luggage, and leather goods stores    | 77                               | 351                   | 12,335,016  | 35,142                    |
| 451 Sports, hobby, music instrument, book stores   | 50                               | 483                   | 10,023,186  | 20,752                    |
| 4511 Sporting goods and musical instrument stores  | *                                | *                     | *           | *                         |
| 4512 Book stores and news dealers                  | *                                | *                     | *           | *                         |

MAUI

| Industry  | No. of<br>Rep. Units<br>December | Average<br>Employment | Total Wages | Average<br>Annual<br>Wage |
|---|----------------------------------|-----------------------|-------------|---------------------------|
| 452 General merchandise stores                    | 17                               | 1,522                 | 42,044,655  | 27,625                    |
| 4521 Department stores                            | *                                | *                     | *           | *                         |
| 4529 Other general merchandise stores             | *                                | *                     | *           | *                         |
| 453 Miscellaneous store retailers                 | 124                              | 667                   | 17,923,391  | 26,872                    |
| 4531 Florists                                     | 12                               | 38                    | 807,938     | 21,262                    |
| 4532 Office supplies, stationery, and gift stores | 57                               | 393                   | 9,165,020   | 23,321                    |
| 4533 Used merchandise stores                      | 6                                | 16                    | 283,327     | 17,708                    |
| 4539 Other miscellaneous store retailers          | 49                               | 221                   | 7,667,106   | 34,693                    |
| 454 Nonstore retailers                            | *                                | *                     | *           | *                         |
| 4541 Electronic shopping and mail/order houses    | 10                               | 20                    | 1,256,452   | 62,823                    |
| 4542 Vending machine operators                    | *                                | *                     | *           | *                         |
| 4543 Direct selling establishments                | 8                                | 16                    | 531,857     | 33,241                    |
| 48-49 Transportation and Warehousing              | 164                              | 3,415                 | 116,137,406 | 34,008                    |
| 481 Air transportation                            | 14                               | 574                   | 20,210,416  | 35,210                    |
| 4811 Scheduled air transportation                 | 10                               | 537                   | 17,227,981  | 32,082                    |
| 4812 Nonscheduled air transportation              | 4                                | 37                    | 2,982,435   | 80,606                    |
| 483 Water transportation                          | *                                | *                     | *           | *                         |
| 4831 Sea, coastal, and Great Lakes transportation | *                                | *                     | *           | *                         |
| 484 Truck transportation                          | 27                               | 314                   | 15,175,891  | 48,331                    |
| 4841 General freight trucking                     | 11                               | 200                   | 9,647,480   | 48,237                    |
| 4842 Specialized freight trucking                 | 16                               | 114                   | 5,528,411   | 48,495                    |
| 485 Transit and ground passenger transportation   | 23                               | 720                   | 14,455,871  | 20,078                    |
| 4853 Taxi and limousine service                   | 10                               | 60                    | 1,288,930   | 21,482                    |
| 4854 School and employee bus transportation       | 6                                | 176                   | 2,950,020   | 16,761                    |
| 4855 Charter bus industry                         | *                                | *                     | *           | *                         |
| 4859 Other ground passenger transportation        | *                                | *                     | *           | *                         |
| 487 Scenic and sightseeing transportation         | 61                               | 977                   | 31,791,883  | 32,540                    |
| 4871 Scenic and sightseeing transportation, land  | 5                                | 265                   | 8,499,882   | 32,075                    |
| 4872 Scenic and sightseeing transportation, water | 51                               | 604                   | 17,205,553  | 28,486                    |
| 4879 Scenic and sightseeing transportation, other | 5                                | 108                   | 6,086,448   | 56,356                    |
| 488 Support activities for transportation         | 19                               | 597                   | 22,007,873  | 36,864                    |
| 4881 Support activities for air transportation    | 7                                | 467                   | 16,553,305  | 35,446                    |
| 4883 Support activities for water transportation  | *                                | *                     | *           | *                         |
| 4884 Support activities for road transportation   | 7                                | 60                    | 996,197     | 16,603                    |
| 4885 Freight transportation arrangement           | *                                | *                     | *           | *                         |
| 492 Couriers and messengers                       | 13                               | 152                   | 6,675,054   | 43,915                    |
| 4921 Couriers and express delivery services       | 7                                | 128                   | 6,035,472   | 47,152                    |
| 4922 Local messengers and local delivery          | 6                                | 24                    | 639,582     | 26,649                    |
| 493 Warehousing and storage                       | *                                | *                     | *           | *                         |
| 4931 Warehousing and storage                      | *                                | *                     | *           | *                         |
| 51 Information                                    | 77                               | 602                   | 29,467,670  | 48,950                    |
| 511 Publishing industries, except Internet        | *                                | *                     | *           | *                         |
| 5111 Newspaper, book, and directory publishers    | 24                               | 167                   | 7,759,919   | 46,467                    |
| 5112 Software publishers                          | *                                | *                     | *           | *                         |
| 512 Motion picture and sound recording industries | 15                               | 80                    | 1,455,263   | 18,191                    |
| 5121 Motion picture and video industries          | *                                | *                     | *           | *                         |
| 5122 Sound recording industries                   | *                                | *                     | *           | *                         |

MAUI

| Industry   | No. of<br>Rep. Units<br>December | Average<br>Employment | Total Wages | Average<br>Annual<br>Wage |
|--|----------------------------------|-----------------------|-------------|---------------------------|
| 515 Broadcasting, except Internet                  | 4                                | 102                   | 3,772,654   | 36,987                    |
| 5151 Radio and television broadcasting             | 4                                | 102                   | 3,772,654   | 36,987                    |
| 517 Telecommunications                             | 21                               | 224                   | 15,121,233  | 67,506                    |
| 5171 Wired telecommunications carriers             | *                                | *                     | *           | *                         |
| 5172 Wireless telecommunications carriers          | 4                                | 61                    | 2,777,813   | 45,538                    |
| 5174 Satellite telecommunications                  | *                                | *                     | *           | *                         |
| 5179 Other telecommunications                      | 4                                | 16                    | 1,093,226   | 68,327                    |
| 518 Data processing, hosting and related services  | 5                                | 9                     | 308,472     | 34,275                    |
| 5182 Data processing, hosting and related services | 5                                | 9                     | 308,472     | 34,275                    |
| 519 Other information services                     | *                                | *                     | *           | *                         |
| 5191 Other information services                    | *                                | *                     | *           | *                         |
| 52 Finance and Insurance                           | 170                              | 844                   | 43,329,229  | 51,338                    |
| 522 Credit intermediation and related activities   | 95                               | 653                   | 29,167,865  | 44,667                    |
| 5221 Depository credit intermediation              | 57                               | 545                   | 23,926,290  | 43,901                    |
| 5222 Nondepository credit intermediation           | 21                               | 87                    | 4,599,941   | 52,873                    |
| 5223 Activities related to credit intermediation   | 17                               | 21                    | 641,634     | 30,554                    |
| 523 Securities, commodity contracts, investments   | *                                | *                     | *           | *                         |
| 5231 Securities and commodity contracts brokerage  | 16                               | 38                    | 3,806,786   | 100,179                   |
| 5239 Other financial investment activities         | *                                | *                     | *           | *                         |
| 524 Insurance carriers and related activities      | 48                               | 130                   | 6,502,045   | 50,016                    |
| 5241 Insurance carriers                            | *                                | *                     | *           | *                         |
| 5242 Insurance agencies and brokerages             | *                                | *                     | *           | *                         |
| 525 Funds, trusts, and other financial vehicles    | *                                | *                     | *           | *                         |
| 5259 Other investment pools and funds              | *                                | *                     | *           | *                         |
| 53 Real Estate and Rental and Leasing              | 312                              | 1,811                 | 71,189,120  | 39,309                    |
| 531 Real estate                                    | 229                              | 968                   | 42,798,871  | 44,214                    |
| 5311 Lessors of real estate                        | 63                               | 373                   | 17,527,636  | 46,991                    |
| 5312 Offices of real estate agents and brokers     | 89                               | 215                   | 10,609,974  | 49,349                    |
| 5313 Activities related to real estate             | 77                               | 380                   | 14,661,261  | 38,582                    |
| 532 Rental and leasing services                    | 83                               | 843                   | 28,390,249  | 33,678                    |
| 5321 Automotive equipment rental and leasing       | 32                               | 593                   | 21,042,549  | 35,485                    |
| 5322 Consumer goods rental                         | 37                               | 184                   | 4,923,694   | 26,759                    |
| 5323 General rental centers                        | *                                | *                     | *           | *                         |
| 5324 Machinery and equipment rental and leasing    | *                                | *                     | *           | *                         |
| 54 Professional and Technical Services             | 483                              | 1,410                 | 77,516,267  | 54,976                    |
| 541 Professional and technical services            | 483                              | 1,410                 | 77,516,267  | 54,976                    |
| 5411 Legal services                                | 71                               | 203                   | 11,766,192  | 57,962                    |
| 5412 Accounting and bookkeeping services           | 77                               | 211                   | 9,318,174   | 44,162                    |
| 5413 Architectural and engineering services        | 62                               | 232                   | 14,839,439  | 63,963                    |
| 5414 Specialized design services                   | 27                               | 43                    | 1,923,330   | 44,729                    |
| 5415 Computer systems design and related services  | 81                               | 159                   | 15,101,635  | 94,979                    |
| 5416 Management and technical consulting services  | 61                               | 82                    | 4,669,838   | 56,949                    |
| 5417 Scientific research and development services  | 21                               | 148                   | 9,968,260   | 67,353                    |
| 5418 Advertising, PR, and related services         | 23                               | 109                   | 3,132,154   | 28,735                    |
| 5419 Other professional and technical services     | 60                               | 225                   | 6,797,245   | 30,210                    |
| 55 Management of Companies and Enterprises         | 41                               | 357                   | 20,818,282  | 58,315                    |
| 551 Management of companies and enterprises        | 41                               | 357                   | 20,818,282  | 58,315                    |

MAUI

| Industry   | No. of<br>Rep. Units<br>December | Average<br>Employment | Total Wages | Average<br>Annual<br>Wage |
|--|----------------------------------|-----------------------|-------------|---------------------------|
| 5511 Management of companies and enterprises     | 41                               | 357                   | 20,818,282  | 58,315                    |
| 56 Administrative and Waste Services             | 375                              | 4,958                 | 140,394,637 | 28,317                    |
| 561 Administrative and support services          | 360                              | 4,763                 | 133,206,158 | 27,967                    |
| 5611 Office administrative services              | *                                | *                     | *           | *                         |
| 5612 Facilities support services                 | *                                | *                     | *           | *                         |
| 5613 Employment services                         | 36                               | 1,259                 | 25,168,373  | 19,991                    |
| 5614 Business support services                   | 16                               | 47                    | 1,298,049   | 27,618                    |
| 5615 Travel arrangement and reservation services | 89                               | 1,154                 | 45,984,920  | 39,848                    |
| 5616 Investigation and security services         | 24                               | 316                   | 9,056,782   | 28,661                    |
| 5617 Services to buildings and dwellings         | 173                              | 1,903                 | 47,935,409  | 25,189                    |
| 5619 Other support services                      | *                                | *                     | *           | *                         |
| 562 Waste management and remediation services    | 15                               | 195                   | 7,188,479   | 36,864                    |
| 5621 Waste collection                            | *                                | *                     | *           | *                         |
| 5622 Waste treatment and disposal                | *                                | *                     | *           | *                         |
| 5629 Remediation and other waste services        | *                                | *                     | *           | *                         |
| 61 Educational Services                          | 89                               | 1,126                 | 38,675,880  | 34,348                    |
| 611 Educational services                         | 89                               | 1,126                 | 38,675,880  | 34,348                    |
| 6111 Elementary and secondary schools            | 22                               | 897                   | 33,235,749  | 37,052                    |
| 6113 Colleges and universities                   | 8                                | 12                    | 438,888     | 36,574                    |
| 6114 Business, computer and management training  | *                                | *                     | *           | *                         |
| 6115 Technical and trade schools                 | 7                                | 37                    | 759,650     | 20,531                    |
| 6116 Other schools and instruction               | 47                               | 176                   | 3,850,003   | 21,875                    |
| 6117 Educational support services                | *                                | *                     | *           | *                         |
| 62 Health Care and Social Assistance             | 438                              | 5,168                 | 220,112,608 | 42,591                    |
| 621 Ambulatory health care services              | 295                              | 2,546                 | 150,799,649 | 59,230                    |
| 6211 Offices of physicians                       | 117                              | 1,334                 | 97,439,026  | 73,043                    |
| 6212 Offices of dentists                         | 65                               | 453                   | 21,047,268  | 46,462                    |
| 6213 Offices of other health practitioners       | 79                               | 230                   | 8,594,100   | 37,366                    |
| 6214 Outpatient care centers                     | *                                | *                     | *           | *                         |
| 6215 Medical and diagnostic laboratories         | *                                | *                     | *           | *                         |
| 6216 Home health care services                   | 10                               | 172                   | 5,493,296   | 31,938                    |
| 6219 Other ambulatory health care services       | *                                | *                     | *           | *                         |
| 622 Hospitals                                    | *                                | *                     | *           | *                         |
| 6221 General medical and surgical hospitals      | *                                | *                     | *           | *                         |
| 623 Nursing and residential care facilities      | *                                | *                     | *           | *                         |
| 6231 Nursing care facilities, skilled nursing    | *                                | *                     | *           | *                         |
| 6232 Residential mental health facilities        | 11                               | 213                   | 6,186,126   | 29,043                    |
| 6233 Continuing care, assisted living facilities | *                                | *                     | *           | *                         |
| 6239 Other residential care facilities           | *                                | *                     | *           | *                         |
| 624 Social assistance                            | 126                              | 1,849                 | 40,815,562  | 22,074                    |
| 6241 Individual and family services              | 63                               | 1,109                 | 24,286,724  | 21,900                    |
| 6242 Emergency and other relief services         | 8                                | 119                   | 3,830,786   | 32,191                    |
| 6243 Vocational rehabilitation services          | 9                                | 287                   | 6,113,327   | 21,301                    |
| 6244 Child day care services                     | 46                               | 335                   | 6,584,725   | 19,656                    |
| 71 Arts, Entertainment, and Recreation           | 140                              | 2,103                 | 49,714,414  | 23,640                    |
| 711 Performing arts and spectator sports         | 57                               | 795                   | 15,000,824  | 18,869                    |
| 7111 Performing arts companies                   | 13                               | 522                   | 9,483,243   | 18,167                    |

MAUI

| Industry  | No. of<br>Rep. Units<br>December | Average<br>Employment | Total Wages | Average<br>Annual<br>Wage |
|---|----------------------------------|-----------------------|-------------|---------------------------|
| 7112 Spectator sports                             | 4                                | 3                     | 152,781     | 50,927                    |
| 7113 Promoters of performing arts and sports      | 12                               | 217                   | 3,398,114   | 15,660                    |
| 7114 Agents and managers for public figures       | *                                | *                     | *           | *                         |
| 7115 Independent artists, writers, and performers | 28                               | 53                    | 1,966,686   | 37,107                    |
| 712 Museums, historical sites, zoos, and parks    | 12                               | 152                   | 3,978,360   | 26,173                    |
| 7121 Museums, historical sites, zoos, and parks   | 12                               | 152                   | 3,978,360   | 26,173                    |
| 713 Amusements, gambling, and recreation          | 71                               | 1,156                 | 30,735,230  | 26,588                    |
| 7131 Amusement parks and arcades                  | *                                | *                     | *           | *                         |
| 7139 Other amusement and recreation industries    | *                                | *                     | *           | *                         |
| 72 Accommodation and Food Services                | 550                              | 20,620                | 723,807,470 | 35,102                    |
| 721 Accommodation                                 | 116                              | 11,648                | 517,224,702 | 44,405                    |
| 721110 Hotels and motels, except casino hotels    | 83                               | 11,344                | 506,168,930 | 44,620                    |
| 721191 Bed and breakfast inns                     | 3                                | 37                    | 1,106,798   | 29,913                    |
| 721199 All other traveler accommodation           | 28                               | 259                   | 9,814,061   | 37,892                    |
| 721214 Recreational and vacation camps            | *                                | *                     | *           | *                         |
| 721310 Rooming and boarding houses                | *                                | *                     | *           | *                         |
| 722 Food services and drinking places             | 434                              | 8,972                 | 206,582,768 | 23,025                    |
| 722310 Food service contractors                   | *                                | *                     | *           | *                         |
| 722320 Caterers                                   | 15                               | 58                    | 1,500,793   | 25,876                    |
| 722330 Mobile food services                       | *                                | *                     | *           | *                         |
| 722410 Drinking places, alcoholic beverages       | *                                | *                     | *           | *                         |
| 722511 Full-service restaurants                   | 196                              | 6,288                 | 160,260,789 | 25,487                    |
| 722513 Limited-service restaurants                | 131                              | 1,957                 | 32,695,943  | 16,707                    |
| 722514 Cafeterias, grill buffets, and buffets     | *                                | *                     | *           | *                         |
| 722515 Snack and nonalcoholic beverage bars       | 59                               | 461                   | 7,781,538   | 16,880                    |
| 81 Other Services, Except Public                  | 528                              | 2,632                 | 79,668,728  | 30,269                    |
| 811 Repair and maintenance                        | 107                              | 409                   | 14,202,430  | 34,725                    |
| 8111 Automotive repair and maintenance            | 71                               | 294                   | 9,707,846   | 33,020                    |
| 8112 Electronic equipment repair and maintenance  | *                                | *                     | *           | *                         |
| 8113 Commercial machinery repair and              | 16                               | 54                    | 2,255,229   | 41,764                    |
| 8114 Household goods repair and maintenance       | 14                               | 54                    | 2,055,151   | 38,058                    |
| 812 Personal and laundry services                 | 100                              | 687                   | 16,524,215  | 24,053                    |
| 8121 Personal care services                       | 49                               | 166                   | 2,959,586   | 17,829                    |
| 8122 Death care services                          | 4                                | 40                    | 1,573,846   | 39,346                    |
| 8123 Drycleaning and laundry services             | 13                               | 351                   | 7,660,955   | 21,826                    |
| 8129 Other personal services                      | 34                               | 130                   | 4,329,828   | 33,306                    |
| 813 Membership associations and organizations     | 293                              | 1,492                 | 47,511,301  | 31,844                    |
| 8131 Religious organizations                      | 59                               | 232                   | 4,213,606   | 18,162                    |
| 8132 Grantmaking and giving services              | 13                               | 58                    | 2,182,254   | 37,625                    |
| 8133 Social advocacy organizations                | 28                               | 170                   | 6,101,787   | 35,893                    |
| 8134 Civic and social organizations               | 8                                | 86                    | 1,495,357   | 17,388                    |
| 8139 Professional and similar organizations       | 185                              | 946                   | 33,518,297  | 35,432                    |
| 814 Private households                            | 28                               | 44                    | 1,430,782   | 32,518                    |
| 8141 Private households                           | 28                               | 44                    | 1,430,782   | 32,518                    |

\* Data suppressed due to confidentiality.

Note: Nonprofit employers and employers with zero employment are included in the data above.

MAUI

MONTHLY COVERED EMPLOYMENT CLASSIFIED BY INDUSTRY FOR CALENDAR YEAR 2013

| Industry   | Jan    | Feb    | Mar    | Apr    | May    | Jun    | Jul    | Aug    | Sep    | Oct    | Nov    | Dec    |
|--|--------|--------|--------|--------|--------|--------|--------|--------|--------|--------|--------|--------|
| TOTAL, including government                        | 70,474 | 70,512 | 70,856 | 71,032 | 70,962 | 71,144 | 71,185 | 71,608 | 71,411 | 71,440 | 72,073 | 72,908 |
| TOTAL GOVERNMENT                                   | 9,581  | 9,476  | 9,467  | 9,480  | 9,553  | 9,548  | 9,520  | 9,543  | 9,520  | 9,534  | 9,521  | 9,644  |
| Federal  | 863    | 871    | 875    | 861    | 850    | 848    | 841    | 853    | 856    | 844    | 836    | 841    |
| State  | 5,936  | 6,067  | 6,067  | 6,067  | 6,097  | 5,912  | 5,904  | 5,876  | 6,075  | 6,131  | 6,109  | 6,137  |
| County   | 2,782  | 2,538  | 2,525  | 2,552  | 2,606  | 2,788  | 2,775  | 2,814  | 2,589  | 2,559  | 2,576  | 2,666  |
| Total, excluding government                        | 60,893 | 61,036 | 61,389 | 61,552 | 61,409 | 61,596 | 61,665 | 62,065 | 61,891 | 61,906 | 62,552 | 63,264 |
| Goods Producing                                    | 5,577  | 5,516  | 5,574  | 5,554  | 5,612  | 5,670  | 5,693  | 5,623  | 5,815  | 5,817  | 5,908  | 6,005  |
| 11-21 Natural Resources and Mining                 | 1,564  | 1,541  | 1,504  | 1,476  | 1,456  | 1,471  | 1,452  | 1,434  | 1,436  | 1,467  | 1,548  | 1,606  |
| 111 Crop production                                | 1,465  | 1,441  | 1,405  | 1,373  | 1,353  | 1,367  | 1,347  | 1,328  | 1,330  | 1,358  | 1,442  | 1,500  |
| 1111 Oilseed and grain farming                     | 616    | 595    | 558    | 526    | 506    | 510    | 502    | 493    | 488    | 507    | 590    | 651    |
| 1112 Vegetable and melon farming                   | *      | *      | *      | *      | *      | *      | *      | *      | *      | *      | *      | *      |
| 1113 Fruit and tree nut farming                    | 155    | 156    | 156    | 154    | 155    | 165    | 163    | 156    | 163    | 160    | 160    | 161    |
| 1114 Greenhouse and nursery production             | 124    | 125    | 127    | 132    | 128    | 128    | 118    | 117    | 118    | 124    | 124    | 124    |
| 1119 Other crop farming                            | *      | *      | *      | *      | *      | *      | *      | *      | *      | *      | *      | *      |
| 112 Animal production and aquaculture              | *      | *      | *      | *      | *      | *      | *      | *      | *      | *      | *      | *      |
| 1121 Cattle ranching and farming                   | 63     | 61     | 58     | 59     | 57     | 59     | 58     | 58     | 59     | 59     | 59     | 59     |
| 1124 Sheep and goat farming                        | *      | *      | *      | *      | *      | *      | *      | *      | *      | *      | *      | *      |
| 1125 Aquaculture                                   | *      | *      | *      | *      | *      | *      | *      | *      | *      | *      | *      | *      |
| 1129 Other animal production                       | *      | *      | *      | *      | *      | *      | *      | *      | *      | *      | *      | *      |
| 115 Agriculture and forestry support activities    | *      | *      | *      | *      | *      | *      | *      | *      | *      | *      | *      | *      |
| 1151 Support activities for crop production        | *      | *      | *      | *      | *      | *      | *      | *      | *      | *      | *      | *      |
| 212 Mining, except oil and gas                     | *      | *      | *      | *      | *      | *      | *      | *      | *      | *      | *      | *      |
| 2123 Nonmetallic mineral mining and quarrying      | *      | *      | *      | *      | *      | *      | *      | *      | *      | *      | *      | *      |
| 23 Construction                                    | 2,940  | 2,914  | 2,980  | 3,009  | 3,080  | 3,123  | 3,157  | 3,111  | 3,290  | 3,264  | 3,244  | 3,263  |
| 236 Construction of buildings                      | 887    | 852    | 856    | 845    | 877    | 875    | 953    | 916    | 1,007  | 992    | 966    | 981    |
| 2361 Residential building construction             | 397    | 400    | 400    | 417    | 450    | 446    | 490    | 487    | 538    | 530    | 508    | 531    |
| 2362 Nonresidential building construction          | 490    | 452    | 456    | 428    | 427    | 429    | 463    | 429    | 469    | 462    | 458    | 450    |
| 237 Heavy and civil engineering construction       | 409    | 390    | 400    | 408    | 408    | 417    | 423    | 413    | 423    | 365    | 358    | 360    |
| 2371 Utility system construction                   | *      | *      | *      | *      | *      | *      | *      | *      | *      | *      | *      | *      |
| 2372 Land subdivision                              | 52     | 60     | 66     | 66     | 72     | 66     | 74     | 78     | 78     | 74     | 75     | 75     |
| 2373 Highway, street, and bridge construction      | 260    | 234    | 230    | 234    | 230    | 239    | 238    | 221    | 215    | 226    | 224    | 229    |
| 2379 Other heavy construction                      | *      | *      | *      | *      | *      | *      | *      | *      | *      | *      | *      | *      |
| 238 Specialty trade contractors                    | 1,644  | 1,672  | 1,724  | 1,756  | 1,795  | 1,831  | 1,781  | 1,782  | 1,860  | 1,907  | 1,920  | 1,922  |
| 2381 Building foundation and exterior contractors  | 254    | 261    | 287    | 277    | 298    | 314    | 309    | 303    | 304    | 293    | 302    | 294    |
| 2382 Building equipment contractors                | 864    | 910    | 900    | 907    | 904    | 917    | 901    | 880    | 891    | 924    | 940    | 949    |
| 2383 Building finishing contractors                | 329    | 306    | 343    | 374    | 403    | 406    | 374    | 400    | 458    | 472    | 454    | 451    |
| 2389 Other specialty trade contractors             | 197    | 195    | 194    | 198    | 190    | 194    | 197    | 199    | 207    | 218    | 224    | 228    |
| 31-33 Manufacturing                                | 1,073  | 1,061  | 1,090  | 1,069  | 1,076  | 1,076  | 1,084  | 1,078  | 1,089  | 1,086  | 1,116  | 1,136  |
| 311 Food manufacturing                             | 637    | 636    | 646    | 638    | 639    | 635    | 639    | 637    | 645    | 642    | 673    | 679    |
| 3113 Sugar and confectionery product manufacturing | *      | *      | *      | *      | *      | *      | *      | *      | *      | *      | *      | *      |
| 3114 Fruit and vegetable preserving and specialty  | *      | *      | *      | *      | *      | *      | *      | *      | *      | *      | *      | *      |
| 3115 Dairy product manufacturing                   | *      | *      | *      | *      | *      | *      | *      | *      | *      | *      | *      | *      |
| 3116 Animal slaughtering and processing            | *      | *      | *      | *      | *      | *      | *      | *      | *      | *      | *      | *      |
| 3118 Bakeries and tortilla manufacturing           | 160    | 151    | 165    | 165    | 164    | 146    | 154    | 152    | 155    | 158    | 166    | 171    |



MAUI

| Industry   | Jan    | Feb    | Mar    | Apr    | May    | Jun    | Jul    | Aug    | Sep    | Oct    | Nov    | Dec    |
|--|--------|--------|--------|--------|--------|--------|--------|--------|--------|--------|--------|--------|
| 3119 Other food manufacturing                      | 75     | 85     | 84     | 74     | 86     | 87     | 89     | 87     | 93     | 94     | 106    | 106    |
| 312 Beverage and tobacco product manufacturing     | 72     | 70     | 76     | 68     | 76     | 82     | 81     | 78     | 81     | 83     | 75     | 75     |
| 3121 Beverage manufacturing                        | 72     | 70     | 76     | 68     | 76     | 82     | 81     | 78     | 81     | 83     | 75     | 75     |
| 314 Textile product mills                          | *      | *      | *      | *      | *      | *      | *      | *      | *      | *      | *      | *      |
| 3149 Other textile product mills                   | *      | *      | *      | *      | *      | *      | *      | *      | *      | *      | *      | *      |
| 315 Apparel manufacturing                          | *      | *      | *      | *      | *      | *      | *      | *      | *      | *      | *      | *      |
| 3152 Cut and sew apparel manufacturing             | *      | *      | *      | *      | *      | *      | *      | *      | *      | *      | *      | *      |
| 3159 Accessories and other apparel manufacturing   | *      | *      | *      | *      | *      | *      | *      | *      | *      | *      | *      | *      |
| 321 Wood product manufacturing                     | *      | *      | *      | *      | *      | *      | *      | *      | *      | *      | *      | *      |
| 3211 Sawmills and wood preservation                | *      | *      | *      | *      | *      | *      | *      | *      | *      | *      | *      | *      |
| 3212 Plywood and engineered wood product mfg.      | *      | *      | *      | *      | *      | *      | *      | *      | *      | *      | *      | *      |
| 3219 Other wood product manufacturing              | *      | *      | *      | *      | *      | *      | *      | *      | *      | *      | *      | *      |
| 323 Printing and related support activities        | 45     | 43     | 43     | 43     | 43     | 45     | 45     | 44     | 44     | 43     | 41     | 44     |
| 3231 Printing and related support activities       | 45     | 43     | 43     | 43     | 43     | 45     | 45     | 44     | 44     | 43     | 41     | 44     |
| 325 Chemical manufacturing                         | 46     | 41     | 46     | 51     | 47     | 48     | 43     | 45     | 44     | 43     | 47     | 46     |
| 3253 Agricultural chemical manufacturing           | *      | *      | *      | *      | *      | *      | *      | *      | *      | *      | *      | *      |
| 3254 Pharmaceutical and medicine manufacturing     | *      | *      | *      | *      | *      | *      | *      | *      | *      | *      | *      | *      |
| 3256 Soap, cleaning compound, and toiletry mfg.    | 19     | 15     | 21     | 24     | 22     | 23     | 20     | 21     | 20     | 19     | 21     | 21     |
| 327 Nonmetallic mineral product manufacturing      | 139    | 137    | 137    | 133    | 137    | 137    | 136    | 137    | 137    | 133    | 135    | 142    |
| 3271 Clay product and refractory manufacturing     | *      | *      | *      | *      | *      | *      | *      | *      | *      | *      | *      | *      |
| 3272 Glass and glass product manufacturing         | 8      | 8      | 8      | 8      | 8      | 8      | 8      | 8      | 8      | 8      | 8      | 8      |
| 3273 Cement and concrete product manufacturing     | 113    | 113    | 112    | 112    | 113    | 112    | 110    | 110    | 109    | 107    | 108    | 116    |
| 3279 Other nonmetallic mineral products            | *      | *      | *      | *      | *      | *      | *      | *      | *      | *      | *      | *      |
| 332 Fabricated metal product manufacturing         | *      | *      | *      | *      | *      | *      | *      | *      | *      | *      | *      | *      |
| 3323 Architectural and structural metals mfg.      | *      | *      | *      | *      | *      | *      | *      | *      | *      | *      | *      | *      |
| 3327 Machine shops and threaded product mfg.       | *      | *      | *      | *      | *      | *      | *      | *      | *      | *      | *      | *      |
| 333 Machinery manufacturing                        | *      | *      | *      | *      | *      | *      | *      | *      | *      | *      | *      | *      |
| 3333 Commercial and service industry machinery     | *      | *      | *      | *      | *      | *      | *      | *      | *      | *      | *      | *      |
| 334 Computer and electronic product manufacturing  | *      | *      | *      | *      | *      | *      | *      | *      | *      | *      | *      | *      |
| 3345 Electronic instrument manufacturing           | *      | *      | *      | *      | *      | *      | *      | *      | *      | *      | *      | *      |
| 337 Furniture and related product manufacturing    | *      | *      | *      | *      | *      | *      | *      | *      | *      | *      | *      | *      |
| 3371 Household and institutional furniture mfg.    | *      | *      | *      | *      | *      | *      | *      | *      | *      | *      | *      | *      |
| 339 Miscellaneous manufacturing                    | 43     | 47     | 50     | 41     | 41     | 42     | 42     | 46     | 47     | 49     | 51     | 55     |
| 3391 Medical equipment and supplies                | *      | *      | *      | *      | *      | *      | *      | *      | *      | *      | *      | *      |
| 3399 Other miscellaneous manufacturing             | *      | *      | *      | *      | *      | *      | *      | *      | *      | *      | *      | *      |
| Service Providing                                  | 55,316 | 55,520 | 55,815 | 55,998 | 55,797 | 55,926 | 55,972 | 56,442 | 56,076 | 56,089 | 56,644 | 57,259 |
| 22 Utilities                                       | 485    | 487    | 486    | 485    | 492    | 502    | 509    | 507    | 509    | 504    | 506    | 505    |
| 221 Utilities                                      | 485    | 487    | 486    | 485    | 492    | 502    | 509    | 507    | 509    | 504    | 506    | 505    |
| 2211 Power generation and supply                   | *      | *      | *      | *      | *      | *      | *      | *      | *      | *      | *      | *      |
| 2212 Natural gas distribution                      | *      | *      | *      | *      | *      | *      | *      | *      | *      | *      | *      | *      |
| 2213 Water, sewage and other systems               | *      | *      | *      | *      | *      | *      | *      | *      | *      | *      | *      | *      |
| 42 Wholesale Trade                                 | 1,414  | 1,414  | 1,416  | 1,420  | 1,418  | 1,413  | 1,414  | 1,396  | 1,413  | 1,420  | 1,441  | 1,442  |
| 423 Merchant wholesalers, durable goods            | 301    | 306    | 303    | 314    | 315    | 310    | 313    | 313    | 314    | 314    | 319    | 317    |
| 4231 Motor vehicle and parts merchant wholesalers  | *      | *      | *      | *      | *      | *      | *      | *      | *      | *      | *      | *      |
| 4232 Furniture and furnishing merchant wholesalers | 16     | 18     | 18     | 18     | 18     | 18     | 17     | 16     | 18     | 18     | 18     | 19     |
| 4233 Lumber and const. supply merchant wholesalers | *      | *      | *      | *      | *      | *      | *      | *      | *      | *      | *      | *      |
| 4234 Commercial equip. merchant wholesalers        | 42     | 40     | 40     | 40     | 40     | 39     | 38     | 38     | 39     | 39     | 39     | 40     |

MAUI

| Industry   | Jan   | Feb   | Mar   | Apr   | May   | Jun   | Jul   | Aug   | Sep   | Oct   | Nov   | Dec   |
|--|-------|-------|-------|-------|-------|-------|-------|-------|-------|-------|-------|-------|
| 4235 Metal and mineral merchant wholesalers        | *     | *     | *     | *     | *     | *     | *     | *     | *     | *     | *     | *     |
| 4236 Appliance and electric goods merchant whls.   | 33    | 33    | 33    | 34    | 35    | 34    | 34    | 34    | 34    | 35    | 35    | 35    |
| 4237 Hardware and plumbing merchant wholesalers    | *     | *     | *     | *     | *     | *     | *     | *     | *     | *     | *     | *     |
| 4238 Machinery and supply merchant wholesalers     | 55    | 57    | 60    | 66    | 66    | 60    | 60    | 62    | 61    | 57    | 58    | 59    |
| 4239 Misc. durable goods merchant wholesalers      | 59    | 60    | 54    | 56    | 55    | 58    | 60    | 60    | 58    | 62    | 63    | 59    |
| 424 Merchant wholesalers, nondurable goods         | 1,011 | 1,008 | 1,020 | 1,015 | 1,015 | 1,013 | 1,014 | 996   | 1,009 | 1,014 | 1,022 | 1,029 |
| 4241 Paper and paper product merchant wholesalers  | *     | *     | *     | *     | *     | *     | *     | *     | *     | *     | *     | *     |
| 4242 Druggists' goods merchant wholesalers         | 30    | 28    | 28    | 28    | 28    | 28    | 27    | 27    | 29    | 30    | 29    | 27    |
| 4243 Apparel and piece goods merchant wholesalers  | 7     | 7     | 7     | 8     | 8     | 8     | 9     | 9     | 9     | 9     | 8     | 7     |
| 4244 Grocery and related product wholesalers       | 503   | 494   | 504   | 505   | 506   | 502   | 494   | 487   | 496   | 499   | 504   | 509   |
| 4246 Chemical merchant wholesalers                 | *     | *     | *     | *     | *     | *     | *     | *     | *     | *     | *     | *     |
| 4247 Petroleum merchant wholesalers                | 100   | 99    | 101   | 102   | 103   | 104   | 109   | 103   | 105   | 106   | 104   | 107   |
| 4248 Alcoholic beverage merchant wholesalers       | 180   | 183   | 184   | 184   | 184   | 183   | 183   | 181   | 182   | 182   | 185   | 185   |
| 4249 Misc. nondurable goods merchant wholesalers   | 105   | 108   | 107   | 103   | 100   | 99    | 102   | 102   | 100   | 101   | 103   | 104   |
| 425 Electronic markets and agents and brokers      | 102   | 100   | 93    | 91    | 88    | 90    | 87    | 87    | 90    | 92    | 100   | 96    |
| 4251 Electronic markets and agents and brokers     | 102   | 100   | 93    | 91    | 88    | 90    | 87    | 87    | 90    | 92    | 100   | 96    |
| 44-45 Retail Trade                                 | 8,942 | 8,933 | 8,958 | 9,001 | 9,009 | 9,082 | 9,100 | 9,055 | 9,183 | 9,141 | 9,388 | 9,534 |
| 441 Motor vehicle and parts dealers                | 621   | 611   | 626   | 635   | 640   | 643   | 633   | 622   | 627   | 615   | 620   | 625   |
| 4411 Automobile dealers                            | 371   | 366   | 371   | 376   | 384   | 386   | 385   | 382   | 383   | 375   | 373   | 379   |
| 4412 Other motor vehicle dealers                   | *     | *     | *     | *     | *     | *     | *     | *     | *     | *     | *     | *     |
| 4413 Auto parts, accessories, and tire stores      | 183   | 178   | 188   | 194   | 192   | 189   | 192   | 185   | 191   | 185   | 191   | 188   |
| 442 Furniture and home furnishings stores          | 231   | 217   | 213   | 211   | 221   | 219   | 234   | 208   | 202   | 217   | 220   | 232   |
| 4421 Furniture stores                              | 87    | 84    | 84    | 85    | 88    | 92    | 89    | 73    | 73    | 75    | 78    | 81    |
| 4422 Home furnishings stores                       | 144   | 133   | 129   | 126   | 133   | 127   | 145   | 135   | 129   | 142   | 142   | 151   |
| 443 Electronics and appliance stores               | *     | *     | *     | *     | *     | *     | *     | *     | *     | *     | *     | *     |
| 4431 Electronics and appliance stores              | *     | *     | *     | *     | *     | *     | *     | *     | *     | *     | *     | *     |
| 444 Building material and garden supply stores     | 662   | 667   | 687   | 691   | 695   | 688   | 691   | 697   | 721   | 702   | 713   | 703   |
| 4441 Building material and supplies dealers        | 635   | 640   | 660   | 664   | 671   | 661   | 671   | 670   | 690   | 672   | 685   | 679   |
| 4442 Lawn and garden equipment and supplies stores | 27    | 27    | 27    | 27    | 24    | 27    | 20    | 27    | 31    | 30    | 28    | 24    |
| 445 Food and beverage stores                       | 2,064 | 2,079 | 2,080 | 2,109 | 2,093 | 2,133 | 2,108 | 2,138 | 2,258 | 2,262 | 2,224 | 2,228 |
| 4451 Grocery stores                                | 1,930 | 1,938 | 1,939 | 1,978 | 1,963 | 1,996 | 1,969 | 2,003 | 2,122 | 2,127 | 2,099 | 2,095 |
| 4452 Specialty food stores                         | 118   | 125   | 125   | 115   | 114   | 121   | 124   | 126   | 127   | 125   | 115   | 123   |
| 4453 Beer, wine, and liquor stores                 | 16    | 16    | 16    | 16    | 16    | 16    | 15    | 9     | 9     | 10    | 10    | 10    |
| 446 Health and personal care stores                | 640   | 650   | 646   | 643   | 652   | 658   | 641   | 629   | 635   | 645   | 651   | 644   |
| 4461 Health and personal care stores               | 640   | 650   | 646   | 643   | 652   | 658   | 641   | 629   | 635   | 645   | 651   | 644   |
| 447 Gasoline stations                              | 456   | 460   | 458   | 457   | 471   | 464   | 458   | 463   | 464   | 443   | 457   | 479   |
| 4471 Gasoline stations                             | 456   | 460   | 458   | 457   | 471   | 464   | 458   | 463   | 464   | 443   | 457   | 479   |
| 448 Clothing and clothing accessories stores       | 1,533 | 1,534 | 1,530 | 1,521 | 1,498 | 1,511 | 1,537 | 1,510 | 1,508 | 1,481 | 1,630 | 1,654 |
| 4481 Clothing stores                               | 1,117 | 1,101 | 1,095 | 1,092 | 1,077 | 1,101 | 1,117 | 1,091 | 1,095 | 1,073 | 1,204 | 1,211 |
| 4482 Shoe stores                                   | 63    | 70    | 72    | 74    | 72    | 75    | 76    | 75    | 72    | 65    | 75    | 75    |
| 4483 Jewelry, luggage, and leather goods stores    | 353   | 363   | 363   | 355   | 349   | 335   | 344   | 344   | 341   | 343   | 351   | 368   |
| 451 Sports, hobby, music instrument, book stores   | 465   | 468   | 467   | 462   | 452   | 456   | 485   | 485   | 495   | 497   | 524   | 538   |
| 4511 Sporting goods and musical instrument stores  | *     | *     | *     | *     | *     | *     | *     | *     | *     | *     | *     | *     |
| 4512 Book stores and news dealers                  | *     | *     | *     | *     | *     | *     | *     | *     | *     | *     | *     | *     |
| 452 General merchandise stores                     | 1,491 | 1,484 | 1,483 | 1,494 | 1,518 | 1,531 | 1,526 | 1,524 | 1,511 | 1,510 | 1,566 | 1,625 |
| 4521 Department stores                             | *     | *     | *     | *     | *     | *     | *     | *     | *     | *     | *     | *     |
| 4529 Other general merchandise stores              | *     | *     | *     | *     | *     | *     | *     | *     | *     | *     | *     | *     |

MAUI

| Industry  | Jan   | Feb   | Mar   | Apr   | May   | Jun   | Jul   | Aug   | Sep   | Oct   | Nov   | Dec   |
|---|-------|-------|-------|-------|-------|-------|-------|-------|-------|-------|-------|-------|
| 453 Miscellaneous store retailers                 | 660   | 651   | 656   | 669   | 658   | 662   | 673   | 673   | 659   | 665   | 678   | 700   |
| 4531 Florists                                     | 36    | 37    | 36    | 38    | 39    | 34    | 38    | 38    | 36    | 39    | 39    | 41    |
| 4532 Office supplies, stationery, and gift stores | 393   | 396   | 400   | 403   | 391   | 396   | 396   | 386   | 380   | 380   | 390   | 401   |
| 4533 Used merchandise stores                      | 14    | 13    | 15    | 15    | 15    | 15    | 17    | 19    | 19    | 19    | 15    | 15    |
| 4539 Other miscellaneous store retailers          | 217   | 205   | 205   | 213   | 213   | 217   | 222   | 230   | 224   | 227   | 234   | 243   |
| 454 Nonstore retailers                            | *     | *     | *     | *     | *     | *     | *     | *     | *     | *     | *     | *     |
| 4541 Electronic shopping and mail/order houses    | 18    | 17    | 18    | 18    | 18    | 21    | 22    | 21    | 20    | 23    | 20    | 21    |
| 4542 Vending machine operators                    | *     | *     | *     | *     | *     | *     | *     | *     | *     | *     | *     | *     |
| 4543 Direct selling establishments                | 22    | 20    | 20    | 19    | 18    | 21    | 17    | 12    | 10    | 9     | 10    | 10    |
| 48-49 Transportation and Warehousing              | 3,397 | 3,411 | 3,440 | 3,420 | 3,416 | 3,358 | 3,379 | 3,450 | 3,425 | 3,381 | 3,418 | 3,481 |
| 481 Air transportation                            | 587   | 581   | 581   | 588   | 584   | 556   | 556   | 567   | 562   | 570   | 574   | 577   |
| 4811 Scheduled air transportation                 | 551   | 545   | 544   | 551   | 546   | 518   | 519   | 530   | 524   | 535   | 539   | 542   |
| 4812 Nonscheduled air transportation              | 36    | 36    | 37    | 37    | 38    | 38    | 37    | 37    | 38    | 35    | 35    | 35    |
| 483 Water transportation                          | *     | *     | *     | *     | *     | *     | *     | *     | *     | *     | *     | *     |
| 4831 Sea, coastal, and Great Lakes transportation | *     | *     | *     | *     | *     | *     | *     | *     | *     | *     | *     | *     |
| 484 Truck transportation                          | 307   | 306   | 300   | 310   | 308   | 308   | 315   | 326   | 321   | 320   | 319   | 326   |
| 4841 General freight trucking                     | 190   | 192   | 188   | 197   | 197   | 195   | 201   | 212   | 207   | 203   | 204   | 212   |
| 4842 Specialized freight trucking                 | 117   | 114   | 112   | 113   | 111   | 113   | 114   | 114   | 114   | 117   | 115   | 114   |
| 485 Transit and ground passenger transportation   | 701   | 714   | 721   | 735   | 767   | 689   | 686   | 744   | 731   | 720   | 724   | 704   |
| 4853 Taxi and limousine service                   | 61    | 58    | 57    | 64    | 63    | 65    | 60    | 63    | 54    | 58    | 60    | 56    |
| 4854 School and employee bus transportation       | 186   | 188   | 189   | 191   | 191   | 128   | 129   | 177   | 185   | 184   | 183   | 181   |
| 4855 Charter bus industry                         | *     | *     | *     | *     | *     | *     | *     | *     | *     | *     | *     | *     |
| 4859 Other ground passenger transportation        | *     | *     | *     | *     | *     | *     | *     | *     | *     | *     | *     | *     |
| 487 Scenic and sightseeing transportation         | 1,021 | 1,017 | 1,031 | 989   | 947   | 964   | 976   | 962   | 961   | 939   | 939   | 975   |
| 4871 Scenic and sightseeing transportation, land  | 307   | 302   | 318   | 254   | 256   | 250   | 245   | 246   | 253   | 247   | 254   | 246   |
| 4872 Scenic and sightseeing transportation, water | 601   | 603   | 602   | 627   | 582   | 601   | 619   | 604   | 600   | 593   | 588   | 631   |
| 4879 Scenic and sightseeing transportation, other | 113   | 112   | 111   | 108   | 109   | 113   | 112   | 112   | 108   | 99    | 97    | 98    |
| 488 Support activities for transportation         | 563   | 569   | 572   | 566   | 575   | 602   | 610   | 621   | 622   | 603   | 627   | 639   |
| 4881 Support activities for air transportation    | 431   | 436   | 439   | 442   | 450   | 471   | 481   | 488   | 487   | 474   | 497   | 510   |
| 4883 Support activities for water transportation  | *     | *     | *     | *     | *     | *     | *     | *     | *     | *     | *     | *     |
| 4884 Support activities for road transportation   | 62    | 62    | 62    | 55    | 58    | 63    | 58    | 63    | 64    | 59    | 59    | 59    |
| 4885 Freight transportation arrangement           | *     | *     | *     | *     | *     | *     | *     | *     | *     | *     | *     | *     |
| 492 Couriers and messengers                       | 138   | 144   | 151   | 151   | 155   | 155   | 157   | 152   | 145   | 145   | 151   | 177   |
| 4921 Couriers and express delivery services       | 115   | 120   | 128   | 130   | 131   | 132   | 130   | 128   | 124   | 120   | 126   | 151   |
| 4922 Local messengers and local delivery          | 23    | 24    | 23    | 21    | 24    | 23    | 27    | 24    | 21    | 25    | 25    | 26    |
| 493 Warehousing and storage                       | *     | *     | *     | *     | *     | *     | *     | *     | *     | *     | *     | *     |
| 4931 Warehousing and storage                      | *     | *     | *     | *     | *     | *     | *     | *     | *     | *     | *     | *     |
| 51 Information                                    | 593   | 600   | 595   | 613   | 610   | 606   | 601   | 602   | 590   | 597   | 593   | 618   |
| 511 Publishing industries, except Internet        | *     | *     | *     | *     | *     | *     | *     | *     | *     | *     | *     | *     |
| 5111 Newspaper, book, and directory publishers    | 166   | 168   | 164   | 169   | 164   | 168   | 169   | 162   | 165   | 169   | 168   | 174   |
| 5112 Software publishers                          | *     | *     | *     | *     | *     | *     | *     | *     | *     | *     | *     | *     |
| 512 Motion picture and sound recording industries | 78    | 82    | 81    | 86    | 87    | 84    | 83    | 84    | 74    | 75    | 74    | 74    |
| 5121 Motion picture and video industries          | *     | *     | *     | *     | *     | *     | *     | *     | *     | *     | *     | *     |
| 5122 Sound recording industries                   | *     | *     | *     | *     | *     | *     | *     | *     | *     | *     | *     | *     |
| 515 Broadcasting, except Internet                 | 103   | 103   | 104   | 106   | 105   | 102   | 102   | 105   | 102   | 101   | 96    | 99    |
| 5151 Radio and television broadcasting            | 103   | 103   | 104   | 106   | 105   | 102   | 102   | 105   | 102   | 101   | 96    | 99    |
| 517 Telecommunications                            | 220   | 221   | 222   | 225   | 228   | 226   | 221   | 223   | 222   | 222   | 226   | 232   |

MAUI

| Industry   | Jan   | Feb   | Mar   | Apr   | May   | Jun   | Jul   | Aug   | Sep   | Oct   | Nov   | Dec   |
|--|-------|-------|-------|-------|-------|-------|-------|-------|-------|-------|-------|-------|
| 5171 Wired telecommunications carriers             | *     | *     | *     | *     | *     | *     | *     | *     | *     | *     | *     | *     |
| 5172 Wireless telecommunications carriers          | 60    | 61    | 60    | 59    | 64    | 60    | 57    | 59    | 59    | 59    | 63    | 66    |
| 5174 Satellite telecommunications                  | *     | *     | *     | *     | *     | *     | *     | *     | *     | *     | *     | *     |
| 5179 Other telecommunications                      | 15    | 15    | 15    | 15    | 16    | 16    | 15    | 15    | 15    | 16    | 16    | 19    |
| 518 Data processing, hosting and related services  | 10    | 10    | 9     | 10    | 9     | 10    | 10    | 10    | 9     | 10    | 8     | 8     |
| 5182 Data processing, hosting and related services | 10    | 10    | 9     | 10    | 9     | 10    | 10    | 10    | 9     | 10    | 8     | 8     |
| 519 Other information services                     | *     | *     | *     | *     | *     | *     | *     | *     | *     | *     | *     | *     |
| 5191 Other information services                    | *     | *     | *     | *     | *     | *     | *     | *     | *     | *     | *     | *     |
| 52 Finance and Insurance                           | 854   | 852   | 849   | 847   | 841   | 841   | 842   | 837   | 839   | 841   | 840   | 842   |
| 522 Credit intermediation and related activities   | 663   | 663   | 660   | 660   | 654   | 652   | 648   | 643   | 644   | 646   | 647   | 651   |
| 5221 Depository credit intermediation              | 542   | 545   | 547   | 544   | 544   | 547   | 545   | 542   | 545   | 545   | 543   | 546   |
| 5222 Nondepository credit intermediation           | 99    | 99    | 94    | 94    | 88    | 82    | 80    | 80    | 78    | 79    | 83    | 86    |
| 5223 Activities related to credit intermediation   | 22    | 19    | 19    | 22    | 22    | 23    | 23    | 21    | 21    | 22    | 21    | 19    |
| 523 Securities, commodity contracts, investments   | *     | *     | *     | *     | *     | *     | *     | *     | *     | *     | *     | *     |
| 5231 Securities and commodity contracts brokerage  | 35    | 34    | 34    | 37    | 38    | 38    | 40    | 41    | 41    | 40    | 39    | 40    |
| 5239 Other financial investment activities         | *     | *     | *     | *     | *     | *     | *     | *     | *     | *     | *     | *     |
| 524 Insurance carriers and related activities      | 135   | 133   | 134   | 127   | 127   | 127   | 129   | 130   | 130   | 132   | 131   | 129   |
| 5241 Insurance carriers                            | *     | *     | *     | *     | *     | *     | *     | *     | *     | *     | *     | *     |
| 5242 Insurance agencies and brokerages             | *     | *     | *     | *     | *     | *     | *     | *     | *     | *     | *     | *     |
| 525 Funds, trusts, and other financial vehicles    | *     | *     | *     | *     | *     | *     | *     | *     | *     | *     | *     | *     |
| 5259 Other investment pools and funds              | *     | *     | *     | *     | *     | *     | *     | *     | *     | *     | *     | *     |
| 53 Real Estate and Rental and Leasing              | 1,727 | 1,745 | 1,762 | 1,771 | 1,783 | 1,804 | 1,817 | 1,837 | 1,846 | 1,856 | 1,875 | 1,903 |
| 531 Real estate                                    | 915   | 927   | 937   | 939   | 937   | 949   | 960   | 979   | 983   | 1,011 | 1,026 | 1,048 |
| 5311 Lessors of real estate                        | 367   | 372   | 377   | 377   | 367   | 368   | 375   | 378   | 380   | 371   | 370   | 373   |
| 5312 Offices of real estate agents and brokers     | 181   | 185   | 186   | 189   | 197   | 201   | 203   | 215   | 218   | 259   | 268   | 277   |
| 5313 Activities related to real estate             | 367   | 370   | 374   | 373   | 373   | 380   | 382   | 386   | 385   | 381   | 388   | 398   |
| 532 Rental and leasing services                    | 812   | 818   | 825   | 832   | 846   | 855   | 857   | 858   | 863   | 845   | 849   | 855   |
| 5321 Automotive equipment rental and leasing       | 579   | 587   | 596   | 599   | 603   | 607   | 606   | 597   | 599   | 580   | 581   | 581   |
| 5322 Consumer goods rental                         | 168   | 165   | 164   | 169   | 173   | 184   | 194   | 197   | 199   | 201   | 197   | 199   |
| 5323 General rental centers                        | *     | *     | *     | *     | *     | *     | *     | *     | *     | *     | *     | *     |
| 5324 Machinery and equipment rental and leasing    | *     | *     | *     | *     | *     | *     | *     | *     | *     | *     | *     | *     |
| 54 Professional and Technical Services             | 1,404 | 1,401 | 1,416 | 1,409 | 1,402 | 1,405 | 1,435 | 1,421 | 1,421 | 1,396 | 1,399 | 1,414 |
| 541 Professional and technical services            | 1,404 | 1,401 | 1,416 | 1,409 | 1,402 | 1,405 | 1,435 | 1,421 | 1,421 | 1,396 | 1,399 | 1,414 |
| 5411 Legal services                                | 204   | 197   | 203   | 208   | 209   | 206   | 202   | 203   | 202   | 198   | 200   | 202   |
| 5412 Accounting and bookkeeping services           | 216   | 230   | 230   | 228   | 207   | 204   | 206   | 207   | 202   | 207   | 192   | 200   |
| 5413 Architectural and engineering services        | 234   | 224   | 226   | 227   | 237   | 231   | 235   | 232   | 235   | 231   | 233   | 234   |
| 5414 Specialized design services                   | 37    | 36    | 41    | 44    | 42    | 46    | 41    | 41    | 44    | 45    | 46    | 48    |
| 5415 Computer systems design and related services  | 141   | 145   | 149   | 153   | 152   | 160   | 160   | 157   | 160   | 174   | 177   | 176   |
| 5416 Management and technical consulting services  | 79    | 78    | 79    | 79    | 78    | 80    | 87    | 89    | 87    | 83    | 82    | 83    |
| 5417 Scientific research and development services  | 154   | 155   | 154   | 154   | 156   | 149   | 155   | 157   | 154   | 119   | 124   | 139   |
| 5418 Advertising, PR, and related services         | 102   | 107   | 103   | 100   | 103   | 98    | 111   | 109   | 113   | 121   | 124   | 119   |
| 5419 Other professional and technical services     | 237   | 229   | 231   | 216   | 218   | 231   | 238   | 226   | 224   | 218   | 221   | 213   |
| 55 Management of Companies and Enterprises         | 358   | 353   | 360   | 353   | 343   | 360   | 344   | 348   | 348   | 367   | 381   | 364   |
| 551 Management of companies and enterprises        | 358   | 353   | 360   | 353   | 343   | 360   | 344   | 348   | 348   | 367   | 381   | 364   |
| 5511 Management of companies and enterprises       | 358   | 353   | 360   | 353   | 343   | 360   | 344   | 348   | 348   | 367   | 381   | 364   |
| 56 Administrative and Waste Services               | 4,862 | 4,908 | 4,909 | 4,971 | 4,973 | 4,872 | 4,886 | 4,979 | 4,975 | 5,086 | 5,040 | 5,034 |
| 561 Administrative and support services            | 4,663 | 4,718 | 4,712 | 4,781 | 4,784 | 4,684 | 4,694 | 4,781 | 4,777 | 4,889 | 4,841 | 4,834 |

MAUI

| Industry   | Jan   | Feb   | Mar   | Apr   | May   | Jun   | Jul   | Aug   | Sep   | Oct   | Nov   | Dec   |
|--|-------|-------|-------|-------|-------|-------|-------|-------|-------|-------|-------|-------|
| 5611 Office administrative services              | *     | *     | *     | *     | *     | *     | *     | *     | *     | *     | *     | *     |
| 5612 Facilities support services                 | *     | *     | *     | *     | *     | *     | *     | *     | *     | *     | *     | *     |
| 5613 Employment services                         | 1,234 | 1,272 | 1,221 | 1,299 | 1,288 | 1,222 | 1,181 | 1,244 | 1,250 | 1,359 | 1,285 | 1,255 |
| 5614 Business support services                   | 40    | 44    | 45    | 47    | 48    | 49    | 48    | 45    | 46    | 48    | 49    | 49    |
| 5615 Travel arrangement and reservation services | 1,134 | 1,145 | 1,168 | 1,159 | 1,161 | 1,159 | 1,161 | 1,162 | 1,153 | 1,140 | 1,149 | 1,159 |
| 5616 Investigation and security services         | 322   | 306   | 309   | 300   | 302   | 310   | 313   | 316   | 321   | 331   | 328   | 332   |
| 5617 Services to buildings and dwellings         | 1,865 | 1,870 | 1,883 | 1,894 | 1,901 | 1,859 | 1,905 | 1,924 | 1,918 | 1,916 | 1,941 | 1,955 |
| 5619 Other support services                      | *     | *     | *     | *     | *     | *     | *     | *     | *     | *     | *     | *     |
| 562 Waste management and remediation services    | 199   | 190   | 197   | 190   | 189   | 188   | 192   | 198   | 198   | 197   | 199   | 200   |
| 5621 Waste collection                            | *     | *     | *     | *     | *     | *     | *     | *     | *     | *     | *     | *     |
| 5622 Waste treatment and disposal                | *     | *     | *     | *     | *     | *     | *     | *     | *     | *     | *     | *     |
| 5629 Remediation and other waste services        | *     | *     | *     | *     | *     | *     | *     | *     | *     | *     | *     | *     |
| 61 Educational Services                          | 1,099 | 1,144 | 1,148 | 1,155 | 1,174 | 1,150 | 1,044 | 1,124 | 1,124 | 1,097 | 1,138 | 1,120 |
| 611 Educational services                         | 1,099 | 1,144 | 1,148 | 1,155 | 1,174 | 1,150 | 1,044 | 1,124 | 1,124 | 1,097 | 1,138 | 1,120 |
| 6111 Elementary and secondary schools            | 880   | 894   | 898   | 922   | 936   | 920   | 804   | 886   | 909   | 894   | 921   | 903   |
| 6113 Colleges and universities                   | 12    | 14    | 15    | 12    | 14    | 14    | 13    | 10    | 10    | 8     | 9     | 9     |
| 6114 Business, computer and management training  | *     | *     | *     | *     | *     | *     | *     | *     | *     | *     | *     | *     |
| 6115 Technical and trade schools                 | 31    | 39    | 42    | 39    | 30    | 37    | 33    | 32    | 29    | 37    | 51    | 45    |
| 6116 Other schools and instruction               | 172   | 193   | 189   | 178   | 190   | 175   | 190   | 192   | 174   | 153   | 152   | 157   |
| 6117 Educational support services                | *     | *     | *     | *     | *     | *     | *     | *     | *     | *     | *     | *     |
| 62 Health Care and Social Assistance             | 5,150 | 5,108 | 5,197 | 5,166 | 5,108 | 5,140 | 5,121 | 5,258 | 5,203 | 5,180 | 5,204 | 5,184 |
| 621 Ambulatory health care services              | 2,541 | 2,528 | 2,563 | 2,548 | 2,520 | 2,536 | 2,533 | 2,572 | 2,556 | 2,563 | 2,536 | 2,558 |
| 6211 Offices of physicians                       | 1,340 | 1,327 | 1,347 | 1,341 | 1,327 | 1,318 | 1,320 | 1,337 | 1,336 | 1,330 | 1,336 | 1,343 |
| 6212 Offices of dentists                         | 450   | 447   | 447   | 437   | 440   | 455   | 458   | 457   | 454   | 458   | 463   | 468   |
| 6213 Offices of other health practitioners       | 227   | 229   | 236   | 236   | 232   | 234   | 234   | 239   | 233   | 246   | 207   | 206   |
| 6214 Outpatient care centers                     | *     | *     | *     | *     | *     | *     | *     | *     | *     | *     | *     | *     |
| 6215 Medical and diagnostic laboratories         | *     | *     | *     | *     | *     | *     | *     | *     | *     | *     | *     | *     |
| 6216 Home health care services                   | 176   | 173   | 179   | 177   | 169   | 175   | 165   | 170   | 172   | 173   | 169   | 168   |
| 6219 Other ambulatory health care services       | *     | *     | *     | *     | *     | *     | *     | *     | *     | *     | *     | *     |
| 622 Hospitals                                    | *     | *     | *     | *     | *     | *     | *     | *     | *     | *     | *     | *     |
| 6221 General medical and surgical hospitals      | *     | *     | *     | *     | *     | *     | *     | *     | *     | *     | *     | *     |
| 623 Nursing and residential care facilities      | *     | *     | *     | *     | *     | *     | *     | *     | *     | *     | *     | *     |
| 6231 Nursing care facilities, skilled nursing    | *     | *     | *     | *     | *     | *     | *     | *     | *     | *     | *     | *     |
| 6232 Residential mental health facilities        | 204   | 206   | 204   | 199   | 206   | 197   | 208   | 214   | 220   | 228   | 236   | 234   |
| 6233 Continuing care, assisted living facilities | *     | *     | *     | *     | *     | *     | *     | *     | *     | *     | *     | *     |
| 6239 Other residential care facilities           | *     | *     | *     | *     | *     | *     | *     | *     | *     | *     | *     | *     |
| 624 Social assistance                            | 1,853 | 1,825 | 1,879 | 1,856 | 1,824 | 1,848 | 1,819 | 1,908 | 1,861 | 1,822 | 1,867 | 1,830 |
| 6241 Individual and family services              | 1,112 | 1,086 | 1,123 | 1,119 | 1,097 | 1,111 | 1,085 | 1,084 | 1,126 | 1,102 | 1,143 | 1,117 |
| 6242 Emergency and other relief services         | 124   | 113   | 124   | 125   | 118   | 122   | 124   | 118   | 117   | 115   | 112   | 113   |
| 6243 Vocational rehabilitation services          | 262   | 267   | 268   | 259   | 253   | 357   | 377   | 372   | 261   | 258   | 259   | 251   |
| 6244 Child day care services                     | 355   | 359   | 364   | 353   | 356   | 258   | 233   | 334   | 357   | 347   | 353   | 349   |
| 71 Arts, Entertainment, and Recreation           | 1,983 | 2,031 | 2,114 | 2,082 | 2,099 | 2,192 | 2,151 | 2,181 | 2,147 | 2,096 | 2,067 | 2,089 |
| 711 Performing arts and spectator sports         | 767   | 791   | 855   | 831   | 820   | 847   | 772   | 818   | 813   | 741   | 731   | 757   |
| 7111 Performing arts companies                   | 516   | 530   | 543   | 514   | 519   | 531   | 496   | 534   | 514   | 497   | 527   | 538   |
| 7112 Spectator sports                            | 3     | 3     | 3     | 3     | 3     | 3     | 4     | 4     | 3     | 4     | 4     | 4     |
| 7113 Promoters of performing arts and sports     | 198   | 205   | 244   | 250   | 237   | 257   | 215   | 225   | 247   | 198   | 161   | 171   |
| 7114 Agents and managers for public figures      | *     | *     | *     | *     | *     | *     | *     | *     | *     | *     | *     | *     |

MAUI

| Industry  | Jan    | Feb    | Mar    | Apr    | May    | Jun    | Jul    | Aug    | Sep    | Oct    | Nov    | Dec    |
|---|--------|--------|--------|--------|--------|--------|--------|--------|--------|--------|--------|--------|
| 7115 Independent artists, writers, and performers | 50     | 53     | 65     | 64     | 61     | 56     | 57     | 55     | 49     | 42     | 39     | 44     |
| 712 Museums, historical sites, zoos, and parks    | 153    | 152    | 153    | 144    | 146    | 149    | 160    | 160    | 159    | 149    | 147    | 149    |
| 7121 Museums, historical sites, zoos, and parks   | 153    | 152    | 153    | 144    | 146    | 149    | 160    | 160    | 159    | 149    | 147    | 149    |
| 713 Amusements, gambling, and recreation          | 1,063  | 1,088  | 1,106  | 1,107  | 1,133  | 1,196  | 1,219  | 1,203  | 1,175  | 1,206  | 1,189  | 1,183  |
| 7131 Amusement parks and arcades                  | *      | *      | *      | *      | *      | *      | *      | *      | *      | *      | *      | *      |
| 7139 Other amusement and recreation industries    | *      | *      | *      | *      | *      | *      | *      | *      | *      | *      | *      | *      |
| 72 Accommodation and Food Services                | 20,455 | 20,561 | 20,569 | 20,704 | 20,509 | 20,576 | 20,652 | 20,755 | 20,392 | 20,468 | 20,748 | 21,047 |
| 721 Accommodation                                 | 11,540 | 11,569 | 11,560 | 11,617 | 11,552 | 11,573 | 11,648 | 11,814 | 11,615 | 11,647 | 11,740 | 11,903 |
| 721110 Hotels and motels, except casino hotels    | 11,221 | 11,246 | 11,231 | 11,286 | 11,226 | 11,250 | 11,358 | 11,527 | 11,325 | 11,375 | 11,462 | 11,620 |
| 721191 Bed?and?breakfast inns                     | 37     | 37     | 37     | 37     | 36     | 36     | 38     | 38     | 36     | 36     | 38     | 41     |
| 721199 All other traveler accommodation           | 274    | 278    | 284    | 285    | 283    | 281    | 243    | 242    | 246    | 228    | 233    | 234    |
| 721214 Recreational and vacation camps            | *      | *      | *      | *      | *      | *      | *      | *      | *      | *      | *      | *      |
| 721310 Rooming and boarding houses                | *      | *      | *      | *      | *      | *      | *      | *      | *      | *      | *      | *      |
| 722 Food services and drinking places             | 8,915  | 8,992  | 9,009  | 9,087  | 8,957  | 9,003  | 9,004  | 8,941  | 8,777  | 8,821  | 9,008  | 9,144  |
| 722310 Food service contractors                   | *      | *      | *      | *      | *      | *      | *      | *      | *      | *      | *      | *      |
| 722320 Caterers                                   | 51     | 50     | 56     | 59     | 65     | 54     | 62     | 60     | 62     | 60     | 60     | 58     |
| 722330 Mobile food services                       | *      | *      | *      | *      | *      | *      | *      | *      | *      | *      | *      | *      |
| 722410 Drinking places, alcoholic beverages       | *      | *      | *      | *      | *      | *      | *      | *      | *      | *      | *      | *      |
| 722511 Full-service restaurants                   | 6,274  | 6,352  | 6,329  | 6,427  | 6,262  | 6,289  | 6,306  | 6,231  | 6,076  | 6,159  | 6,299  | 6,448  |
| 722513 Limited-service restaurants                | 1,943  | 1,943  | 1,979  | 1,952  | 1,979  | 1,984  | 1,967  | 1,968  | 1,957  | 1,923  | 1,948  | 1,946  |
| 722514 Cafeterias, grill buffets, and buffets     | *      | *      | *      | *      | *      | *      | *      | *      | *      | *      | *      | *      |
| 722515 Snack and nonalcoholic beverage bars       | 436    | 433    | 438    | 440    | 441    | 466    | 466    | 478    | 478    | 478    | 500    | 483    |
| 81 Other Services, Except Public                  | 2,593  | 2,572  | 2,596  | 2,601  | 2,620  | 2,625  | 2,677  | 2,692  | 2,661  | 2,659  | 2,606  | 2,682  |
| 811 Repair and maintenance                        | 395    | 406    | 404    | 412    | 411    | 417    | 392    | 412    | 420    | 422    | 409    | 407    |
| 8111 Automotive repair and maintenance            | 283    | 289    | 285    | 290    | 289    | 296    | 289    | 294    | 306    | 307    | 305    | 299    |
| 8112 Electronic equipment repair and maintenance  | *      | *      | *      | *      | *      | *      | *      | *      | *      | *      | *      | *      |
| 8113 Commercial machinery repair and              | 50     | 53     | 59     | 55     | 54     | 52     | 44     | 60     | 60     | 59     | 52     | 52     |
| 8114 Household goods repair and maintenance       | 59     | 61     | 57     | 58     | 58     | 56     | 55     | 54     | 50     | 48     | 46     | 48     |
| 812 Personal and laundry services                 | 702    | 684    | 687    | 691    | 707    | 685    | 671    | 696    | 676    | 665    | 669    | 714    |
| 8121 Personal care services                       | 214    | 188    | 182    | 157    | 159    | 152    | 154    | 152    | 150    | 154    | 158    | 167    |
| 8122 Death care services                          | 38     | 41     | 39     | 43     | 42     | 44     | 38     | 39     | 41     | 39     | 39     | 40     |
| 8123 Drycleaning and laundry services             | 320    | 327    | 337    | 345    | 358    | 346    | 352    | 372    | 366    | 363    | 355    | 372    |
| 8129 Other personal services                      | 130    | 128    | 129    | 146    | 148    | 143    | 127    | 133    | 119    | 109    | 117    | 135    |
| 813 Membership associations and organizations     | 1,454  | 1,440  | 1,465  | 1,459  | 1,461  | 1,483  | 1,570  | 1,537  | 1,517  | 1,523  | 1,478  | 1,511  |
| 8131 Religious organizations                      | 245    | 238    | 245    | 237    | 238    | 232    | 233    | 231    | 231    | 225    | 213    | 214    |
| 8132 Grantmaking and giving services              | 55     | 59     | 56     | 56     | 58     | 56     | 58     | 57     | 56     | 61     | 60     | 59     |
| 8133 Social advocacy organizations                | 171    | 168    | 168    | 163    | 161    | 166    | 172    | 176    | 178    | 168    | 171    | 173    |
| 8134 Civic and social organizations               | 70     | 68     | 72     | 87     | 91     | 101    | 122    | 93     | 87     | 82     | 84     | 78     |
| 8139 Professional and similar organizations       | 913    | 907    | 924    | 916    | 913    | 928    | 985    | 980    | 965    | 987    | 950    | 987    |
| 814 Private households                            | 42     | 42     | 40     | 39     | 41     | 40     | 44     | 47     | 48     | 49     | 50     | 50     |
| 8141 Private households                           | 42     | 42     | 40     | 39     | 41     | 40     | 44     | 47     | 48     | 49     | 50     | 50     |

\* Data suppressed due to confidentiality.

## KAUAI

EMPLOYMENT AND WAGES OF WORKERS COVERED BY HAWAII EMPLOYMENT SECURITY LAW  
AND UNEMPLOYMENT COMPENSATION FOR FEDERAL EMPLOYEES  
CLASSIFIED BY INDUSTRY FOR CALENDAR YEAR 2013

| Industry  | No. of<br>Rep. Units<br>December | Average<br>Employment | Total Wages   | Average<br>Annual<br>Wage |
|---|----------------------------------|-----------------------|---------------|---------------------------|
| TOTAL, including government                       | 2,226                            | 29,705                | 1,160,259,937 | 39,059                    |
| TOTAL GOVERNMENT                                  | 3                                | 4,516                 | 241,477,554   | 53,472                    |
| Federal   | 1                                | 546                   | 34,291,680    | 62,805                    |
| State   | 1                                | 2,654                 | 133,057,932   | 50,135                    |
| County  | 1                                | 1,317                 | 74,127,942    | 56,285                    |
| Total, excluding government                       | 2,223                            | 25,189                | 918,782,383   | 36,476                    |
| Goods Producing                                   | 375                              | 2,358                 | 107,274,674   | 45,494                    |
| 11-21 Natural Resources and Mining                | 25                               | 672                   | 26,028,862    | 38,733                    |
| 111 Crop production                               | 11                               | 396                   | 17,139,890    | 43,283                    |
| 1111 Oilseed and grain farming                    | *                                | *                     | *             | *                         |
| 1112 Vegetable and melon farming                  | *                                | *                     | *             | *                         |
| 1113 Fruit and tree nut farming                   | *                                | *                     | *             | *                         |
| 1114 Greenhouse and nursery production            | 3                                | 21                    | 461,039       | 21,954                    |
| 112 Animal production and aquaculture             | 8                                | 59                    | 1,858,626     | 31,502                    |
| 1121 Cattle ranching and farming                  | *                                | *                     | *             | *                         |
| 1122 Hog and pig farming                          | *                                | *                     | *             | *                         |
| 1124 Sheep and goat farming                       | 3                                | 9                     | 101,817       | 11,313                    |
| 1125 Aquaculture                                  | *                                | *                     | *             | *                         |
| 1129 Other animal production                      | *                                | *                     | *             | *                         |
| 113 Forestry and logging                          | *                                | *                     | *             | *                         |
| 1131 Timber tract operations                      | *                                | *                     | *             | *                         |
| 115 Agriculture and forestry support activities   | *                                | *                     | *             | *                         |
| 1151 Support activities for crop production       | *                                | *                     | *             | *                         |
| 212 Mining, except oil and gas                    | *                                | *                     | *             | *                         |
| 2123 Nonmetallic mineral mining and quarrying     | *                                | *                     | *             | *                         |
| 23 Construction                                   | 294                              | 1,326                 | 71,200,737    | 53,696                    |
| 236 Construction of buildings                     | 117                              | 526                   | 29,129,903    | 55,380                    |
| 2361 Residential building construction            | 96                               | 404                   | 21,397,414    | 52,964                    |
| 2362 Nonresidential building construction         | 21                               | 122                   | 7,732,489     | 63,381                    |
| 237 Heavy and civil engineering construction      | 23                               | 179                   | 13,575,368    | 75,840                    |
| 2371 Utility system construction                  | *                                | *                     | *             | *                         |
| 2372 Land subdivision                             | 7                                | 42                    | 3,785,124     | 90,122                    |
| 2373 Highway, street, and bridge construction     | 3                                | 65                    | 4,463,782     | 68,674                    |
| 2379 Other heavy construction                     | *                                | *                     | *             | *                         |
| 238 Specialty trade contractors                   | 154                              | 622                   | 28,495,466    | 45,813                    |
| 2381 Building foundation and exterior contractors | 28                               | 79                    | 3,356,304     | 42,485                    |
| 2382 Building equipment contractors               | 51                               | 230                   | 11,495,382    | 49,980                    |
| 2383 Building finishing contractors               | 42                               | 140                   | 4,944,693     | 35,319                    |
| 2389 Other specialty trade contractors            | 33                               | 172                   | 8,699,087     | 50,576                    |
| 31-33 Manufacturing                               | 56                               | 360                   | 10,045,075    | 27,903                    |
| 311 Food manufacturing                            | 22                               | 168                   | 3,394,458     | 20,205                    |

## KAUAI

| Industry   | No. of<br>Rep. Units<br>December | Average<br>Employment | Total Wages | Average<br>Annual<br>Wage |
|--|----------------------------------|-----------------------|-------------|---------------------------|
| 3111 Animal food manufacturing                     | *                                | *                     | *           | *                         |
| 3113 Sugar and confectionery product manufacturing | 3                                | 17                    | 275,289     | 16,193                    |
| 3114 Fruit and vegetable preserving and specialty  | *                                | *                     | *           | *                         |
| 3115 Dairy product manufacturing                   | *                                | *                     | *           | *                         |
| 3116 Animal slaughtering and processing            | *                                | *                     | *           | *                         |
| 3118 Bakeries and tortilla manufacturing           | 9                                | 68                    | 1,162,405   | 17,094                    |
| 3119 Other food manufacturing                      | 4                                | 28                    | 486,781     | 17,385                    |
| 312 Beverage and tobacco product manufacturing     | 3                                | 37                    | 1,062,825   | 28,725                    |
| 3121 Beverage manufacturing                        | 3                                | 37                    | 1,062,825   | 28,725                    |
| 314 Textile product mills                          | *                                | *                     | *           | *                         |
| 3149 Other textile product mills                   | *                                | *                     | *           | *                         |
| 315 Apparel manufacturing                          | *                                | *                     | *           | *                         |
| 3152 Cut and sew apparel manufacturing             | *                                | *                     | *           | *                         |
| 321 Wood product manufacturing                     | *                                | *                     | *           | *                         |
| 3212 Plywood and engineered wood product mfg.      | *                                | *                     | *           | *                         |
| 3219 Other wood product manufacturing              | *                                | *                     | *           | *                         |
| 323 Printing and related support activities        | 9                                | 31                    | 812,572     | 26,212                    |
| 3231 Printing and related support activities       | 9                                | 31                    | 812,572     | 26,212                    |
| 324 Petroleum and coal products manufacturing      | *                                | *                     | *           | *                         |
| 3241 Petroleum and coal products manufacturing     | *                                | *                     | *           | *                         |
| 325 Chemical manufacturing                         | *                                | *                     | *           | *                         |
| 3256 Soap, cleaning compound, and toiletry mfg.    | *                                | *                     | *           | *                         |
| 327 Nonmetallic mineral product manufacturing      | 4                                | 50                    | 1,866,733   | 37,335                    |
| 3271 Clay product and refractory manufacturing     | *                                | *                     | *           | *                         |
| 3273 Cement and concrete product manufacturing     | *                                | *                     | *           | *                         |
| 332 Fabricated metal product manufacturing         | *                                | *                     | *           | *                         |
| 3323 Architectural and structural metals mfg.      | *                                | *                     | *           | *                         |
| 3325 Hardware manufacturing                        | *                                | *                     | *           | *                         |
| 334 Computer and electronic product manufacturing  | *                                | *                     | *           | *                         |
| 3345 Electronic instrument manufacturing           | *                                | *                     | *           | *                         |
| 337 Furniture and related product manufacturing    | *                                | *                     | *           | *                         |
| 3371 Household and institutional furniture mfg.    | *                                | *                     | *           | *                         |
| 339 Miscellaneous manufacturing                    | 7                                | 18                    | 498,219     | 27,679                    |
| 3391 Medical equipment and supplies                | *                                | *                     | *           | *                         |
| 3399 Other miscellaneous manufacturing             | *                                | *                     | *           | *                         |
| Service Providing                                  | 1,848                            | 22,830                | 811,507,709 | 35,546                    |
| 22 Utilities                                       | 15                               | 201                   | 18,448,663  | 91,784                    |
| 221 Utilities                                      | 15                               | 201                   | 18,448,663  | 91,784                    |
| 2211 Power generation and supply                   | *                                | *                     | *           | *                         |
| 2212 Natural gas distribution                      | *                                | *                     | *           | *                         |
| 2213 Water, sewage and other systems               | 9                                | 29                    | 1,671,147   | 57,626                    |
| 42 Wholesale Trade                                 | 70                               | 566                   | 25,164,678  | 44,461                    |
| 423 Merchant wholesalers, durable goods            | 21                               | 159                   | 7,556,284   | 47,524                    |
| 4232 Furniture and furnishing merchant wholesalers | *                                | *                     | *           | *                         |
| 4233 Lumber and const. supply merchant wholesalers | *                                | *                     | *           | *                         |
| 4234 Commercial equip. merchant wholesalers        | *                                | *                     | *           | *                         |
| 4236 Appliance and electric goods merchant whls.   | *                                | *                     | *           | *                         |



## KAUAI

| Industry   | No. of<br>Rep. Units<br>December | Average<br>Employment | Total Wages | Average<br>Annual<br>Wage |
|--|----------------------------------|-----------------------|-------------|---------------------------|
| 4237 Hardware and plumbing merchant wholesalers    | *                                | *                     | *           | *                         |
| 4238 Machinery and supply merchant wholesalers     | 6                                | 27                    | 1,358,554   | 50,317                    |
| 4239 Misc. durable goods merchant wholesalers      | 6                                | 26                    | 603,238     | 23,201                    |
| 424 Merchant wholesalers, nondurable goods         | 39                               | 401                   | 17,227,586  | 42,962                    |
| 4241 Paper and paper product merchant wholesalers  | *                                | *                     | *           | *                         |
| 4243 Apparel and piece goods merchant wholesalers  | *                                | *                     | *           | *                         |
| 4244 Grocery and related product wholesalers       | 18                               | 220                   | 8,725,600   | 39,662                    |
| 4246 Chemical merchant wholesalers                 | 3                                | 15                    | 633,630     | 42,242                    |
| 4247 Petroleum merchant wholesalers                | 6                                | 42                    | 2,377,710   | 56,612                    |
| 4248 Alcoholic beverage merchant wholesalers       | 5                                | 70                    | 3,646,257   | 52,089                    |
| 4249 Misc. nondurable goods merchant wholesalers   | 5                                | 28                    | 1,175,396   | 41,978                    |
| 425 Electronic markets and agents and brokers      | 10                               | 7                     | 380,808     | 54,401                    |
| 4251 Electronic markets and agents and brokers     | 10                               | 7                     | 380,808     | 54,401                    |
| 44-45 Retail Trade                                 | 322                              | 3,785                 | 105,057,155 | 27,756                    |
| 441 Motor vehicle and parts dealers                | 19                               | 329                   | 16,191,230  | 49,213                    |
| 4411 Automobile dealers                            | 8                                | 210                   | 12,485,592  | 59,455                    |
| 4412 Other motor vehicle dealers                   | *                                | *                     | *           | *                         |
| 4413 Auto parts, accessories, and tire stores      | *                                | *                     | *           | *                         |
| 442 Furniture and home furnishings stores          | 11                               | 47                    | 1,327,015   | 28,234                    |
| 4421 Furniture stores                              | 6                                | 33                    | 840,461     | 25,469                    |
| 4422 Home furnishings stores                       | 5                                | 14                    | 486,554     | 34,754                    |
| 443 Electronics and appliance stores               | *                                | *                     | *           | *                         |
| 4431 Electronics and appliance stores              | *                                | *                     | *           | *                         |
| 444 Building material and garden supply stores     | 27                               | 342                   | 10,454,295  | 30,568                    |
| 4441 Building material and supplies dealers        | 22                               | 314                   | 9,655,431   | 30,750                    |
| 4442 Lawn and garden equipment and supplies stores | 5                                | 28                    | 798,864     | 28,531                    |
| 445 Food and beverage stores                       | 45                               | 932                   | 21,602,395  | 23,179                    |
| 4451 Grocery stores                                | 29                               | 788                   | 18,442,622  | 23,404                    |
| 4452 Specialty food stores                         | 10                               | 120                   | 2,793,309   | 23,278                    |
| 4453 Beer, wine, and liquor stores                 | 6                                | 24                    | 366,464     | 15,269                    |
| 446 Health and personal care stores                | 30                               | 277                   | 9,173,468   | 33,117                    |
| 4461 Health and personal care stores               | 30                               | 277                   | 9,173,468   | 33,117                    |
| 447 Gasoline stations                              | 14                               | 117                   | 2,205,454   | 18,850                    |
| 4471 Gasoline stations                             | 14                               | 117                   | 2,205,454   | 18,850                    |
| 448 Clothing and clothing accessories stores       | 83                               | 498                   | 10,223,702  | 20,530                    |
| 4481 Clothing stores                               | 50                               | 337                   | 6,352,073   | 18,849                    |
| 4482 Shoe stores                                   | 6                                | 32                    | 521,335     | 16,292                    |
| 4483 Jewelry, luggage, and leather goods stores    | 27                               | 129                   | 3,350,294   | 25,971                    |
| 451 Sports, hobby, music instrument, book stores   | 15                               | 74                    | 1,579,988   | 21,351                    |
| 4511 Sporting goods and musical instrument stores  | 15                               | 74                    | 1,579,988   | 21,351                    |
| 452 General merchandise stores                     | 12                               | 887                   | 25,407,724  | 28,645                    |
| 4521 Department stores                             | *                                | *                     | *           | *                         |
| 4529 Other general merchandise stores              | *                                | *                     | *           | *                         |
| 453 Miscellaneous store retailers                  | 62                               | 256                   | 5,780,859   | 22,581                    |
| 4531 Florists                                      | 6                                | 18                    | 337,616     | 18,756                    |
| 4532 Office supplies, stationery, and gift stores  | 33                               | 172                   | 3,852,043   | 22,396                    |
| 4533 Used merchandise stores                       | 4                                | 8                     | 104,051     | 13,006                    |

## KAUAI

| Industry   | No. of<br>Rep. Units<br>December | Average<br>Employment | Total Wages | Average<br>Annual<br>Wage |
|--|----------------------------------|-----------------------|-------------|---------------------------|
| 4539 Other miscellaneous store retailers           | 19                               | 58                    | 1,487,149   | 25,640                    |
| 454 Nonstore retailers                             | *                                | *                     | *           | *                         |
| 4541 Electronic shopping and mail/order houses     | *                                | *                     | *           | *                         |
| 4542 Vending machine operators                     | *                                | *                     | *           | *                         |
| 48-49 Transportation and Warehousing               | 75                               | 1,167                 | 42,253,341  | 36,207                    |
| 481 Air transportation                             | 9                                | 269                   | 9,242,469   | 34,359                    |
| 4811 Scheduled air transportation                  | 4                                | 213                   | 6,611,796   | 31,041                    |
| 4812 Nonscheduled air transportation               | 5                                | 56                    | 2,630,673   | 46,976                    |
| 483 Water transportation                           | *                                | *                     | *           | *                         |
| 4831 Sea, coastal, and Great Lakes transportation  | *                                | *                     | *           | *                         |
| 484 Truck transportation                           | 12                               | 109                   | 4,555,676   | 41,795                    |
| 4841 General freight trucking                      | 9                                | 104                   | 4,421,258   | 42,512                    |
| 4842 Specialized freight trucking                  | 3                                | 4                     | 134,418     | 33,604                    |
| 485 Transit and ground passenger transportation    | 6                                | 114                   | 2,545,108   | 22,326                    |
| 4853 Taxi and limousine service                    | *                                | *                     | *           | *                         |
| 4854 School and employee bus transportation        | 3                                | 95                    | 1,955,713   | 20,586                    |
| 4859 Other ground passenger transportation         | *                                | *                     | *           | *                         |
| 487 Scenic and sightseeing transportation          | 28                               | 501                   | 17,180,029  | 34,291                    |
| 4871 Scenic and sightseeing transportation, land   | *                                | *                     | *           | *                         |
| 4872 Scenic and sightseeing transportation, water  | 17                               | 287                   | 9,495,398   | 33,085                    |
| 4879 Scenic and sightseeing transportation, other  | *                                | *                     | *           | *                         |
| 488 Support activities for transportation          | 10                               | 99                    | 4,214,667   | 42,572                    |
| 4881 Support activities for air transportation     | *                                | *                     | *           | *                         |
| 4883 Support activities for water transportation   | *                                | *                     | *           | *                         |
| 4884 Support activities for road transportation    | 3                                | 13                    | 186,419     | 14,340                    |
| 4885 Freight transportation arrangement            | *                                | *                     | *           | *                         |
| 492 Couriers and messengers                        | 7                                | 47                    | 2,143,444   | 45,605                    |
| 4921 Couriers and express delivery services        | *                                | *                     | *           | *                         |
| 4922 Local messengers and local delivery           | *                                | *                     | *           | *                         |
| 493 Warehousing and storage                        | *                                | *                     | *           | *                         |
| 4931 Warehousing and storage                       | *                                | *                     | *           | *                         |
| 51 Information                                     | 35                               | 238                   | 10,979,948  | 46,134                    |
| 511 Publishing industries, except Internet         | 9                                | 40                    | 1,999,292   | 49,982                    |
| 5111 Newspaper, book, and directory publishers     | *                                | *                     | *           | *                         |
| 5112 Software publishers                           | *                                | *                     | *           | *                         |
| 512 Motion picture and sound recording industries  | 9                                | 70                    | 1,903,285   | 27,190                    |
| 5121 Motion picture and video industries           | 9                                | 70                    | 1,903,285   | 27,190                    |
| 515 Broadcasting, except Internet                  | 6                                | 42                    | 1,372,847   | 32,687                    |
| 5151 Radio and television broadcasting             | *                                | *                     | *           | *                         |
| 5152 Cable and other subscription programming      | *                                | *                     | *           | *                         |
| 517 Telecommunications                             | 6                                | 83                    | 5,578,515   | 67,211                    |
| 5171 Wired telecommunications carriers             | *                                | *                     | *           | *                         |
| 5172 Wireless telecommunications carriers          | *                                | *                     | *           | *                         |
| 518 Data processing, hosting and related services  | 5                                | 3                     | 126,009     | 42,003                    |
| 5182 Data processing, hosting and related services | 5                                | 3                     | 126,009     | 42,003                    |
| 52 Finance and Insurance                           | 82                               | 598                   | 34,294,393  | 57,348                    |
| 522 Credit intermediation and related activities   | 46                               | 327                   | 16,863,547  | 51,570                    |

## KAUAI

| Industry  | No. of<br>Rep. Units<br>December | Average<br>Employment | Total Wages | Average<br>Annual<br>Wage |
|---|----------------------------------|-----------------------|-------------|---------------------------|
| 5221 Depository credit intermediation             | 29                               | 266                   | 11,398,960  | 42,853                    |
| 5222 Nondepository credit intermediation          | 13                               | 52                    | 5,155,591   | 99,146                    |
| 5223 Activities related to credit intermediation  | 4                                | 10                    | 308,996     | 30,900                    |
| 523 Securities, commodity contracts, investments  | 11                               | 20                    | 1,683,292   | 84,165                    |
| 5231 Securities and commodity contracts brokerage | *                                | *                     | *           | *                         |
| 5239 Other financial investment activities        | *                                | *                     | *           | *                         |
| 524 Insurance carriers and related activities     | 25                               | 250                   | 15,747,554  | 62,990                    |
| 5241 Insurance carriers                           | *                                | *                     | *           | *                         |
| 5242 Insurance agencies and brokerages            | *                                | *                     | *           | *                         |
| 53 Real Estate and Rental and Leasing             | 140                              | 790                   | 30,313,320  | 38,371                    |
| 531 Real estate                                   | 109                              | 383                   | 17,835,058  | 46,567                    |
| 5311 Lessors of real estate                       | 27                               | 147                   | 5,917,983   | 40,258                    |
| 5312 Offices of real estate agents and brokers    | 42                               | 127                   | 6,483,066   | 51,048                    |
| 5313 Activities related to real estate            | 40                               | 109                   | 5,434,009   | 49,853                    |
| 532 Rental and leasing services                   | 31                               | 407                   | 12,478,262  | 30,659                    |
| 5321 Automotive equipment rental and leasing      | 13                               | 322                   | 9,923,167   | 30,817                    |
| 5322 Consumer goods rental                        | 13                               | 69                    | 1,807,951   | 26,202                    |
| 5324 Machinery and equipment rental and leasing   | 5                                | 16                    | 747,144     | 46,696                    |
| 54 Professional and Technical Services            | 191                              | 646                   | 33,949,107  | 52,553                    |
| 541 Professional and technical services           | 191                              | 646                   | 33,949,107  | 52,553                    |
| 5411 Legal services                               | 18                               | 40                    | 1,758,895   | 43,972                    |
| 5412 Accounting and bookkeeping services          | 42                               | 111                   | 3,943,359   | 35,526                    |
| 5413 Architectural and engineering services       | 37                               | 73                    | 3,989,871   | 54,656                    |
| 5414 Specialized design services                  | 6                                | 12                    | 330,968     | 27,581                    |
| 5415 Computer systems design and related services | 32                               | 48                    | 3,634,030   | 75,709                    |
| 5416 Management and technical consulting services | 15                               | 17                    | 1,003,479   | 59,028                    |
| 5417 Scientific research and development services | 17                               | 218                   | 16,173,699  | 74,191                    |
| 5418 Advertising, PR, and related services        | 8                                | 46                    | 972,882     | 21,150                    |
| 5419 Other professional and technical services    | 16                               | 81                    | 2,141,924   | 26,444                    |
| 55 Management of Companies and Enterprises        | 29                               | 140                   | 9,425,170   | 67,323                    |
| 551 Management of companies and enterprises       | 29                               | 140                   | 9,425,170   | 67,323                    |
| 5511 Management of companies and enterprises      | 29                               | 140                   | 9,425,170   | 67,323                    |
| 56 Administrative and Waste Services              | 153                              | 2,086                 | 77,719,719  | 37,258                    |
| 561 Administrative and support services           | 147                              | 2,024                 | 75,263,202  | 37,185                    |
| 5611 Office administrative services               | *                                | *                     | *           | *                         |
| 5612 Facilities support services                  | *                                | *                     | *           | *                         |
| 5613 Employment services                          | 17                               | 320                   | 8,669,726   | 27,093                    |
| 5614 Business support services                    | 9                                | 36                    | 879,445     | 24,429                    |
| 5615 Travel arrangement and reservation services  | 22                               | 270                   | 6,975,219   | 25,834                    |
| 5616 Investigation and security services          | 6                                | 132                   | 2,846,460   | 21,564                    |
| 5617 Services to buildings and dwellings          | 82                               | 682                   | 17,980,201  | 26,364                    |
| 5619 Other support services                       | *                                | *                     | *           | *                         |
| 562 Waste management and remediation services     | 6                                | 62                    | 2,456,517   | 39,621                    |
| 5621 Waste collection                             | *                                | *                     | *           | *                         |
| 5622 Waste treatment and disposal                 | *                                | *                     | *           | *                         |
| 5629 Remediation and other waste services         | *                                | *                     | *           | *                         |
| 61 Educational Services                           | 26                               | 152                   | 5,399,543   | 35,523                    |

## KAUAI

| Industry  | No. of<br>Rep. Units<br>December | Average<br>Employment | Total Wages | Average<br>Annual<br>Wage |
|---|----------------------------------|-----------------------|-------------|---------------------------|
| 611 Educational services                          | 26                               | 152                   | 5,399,543   | 35,523                    |
| 6111 Elementary and secondary schools             | 6                                | 107                   | 3,608,501   | 33,724                    |
| 6113 Colleges and universities                    | *                                | *                     | *           | *                         |
| 6114 Business, computer and management training   | *                                | *                     | *           | *                         |
| 6115 Technical and trade schools                  | *                                | *                     | *           | *                         |
| 6116 Other schools and instruction                | 11                               | 22                    | 270,158     | 12,280                    |
| 6117 Educational support services                 | *                                | *                     | *           | *                         |
| 62 Health Care and Social Assistance              | 179                              | 2,431                 | 113,953,106 | 46,875                    |
| 621 Ambulatory health care services               | 117                              | 866                   | 58,296,800  | 67,317                    |
| 6211 Offices of physicians                        | 33                               | 357                   | 35,472,116  | 99,362                    |
| 6212 Offices of dentists                          | 29                               | 172                   | 8,463,410   | 49,206                    |
| 6213 Offices of other health practitioners        | 37                               | 125                   | 4,411,051   | 35,288                    |
| 6214 Outpatient care centers                      | 8                                | 120                   | 6,402,017   | 53,350                    |
| 6215 Medical and diagnostic laboratories          | *                                | *                     | *           | *                         |
| 6216 Home health care services                    | 7                                | 37                    | 1,323,114   | 35,760                    |
| 6219 Other ambulatory health care services        | *                                | *                     | *           | *                         |
| 622 Hospitals                                     | *                                | *                     | *           | *                         |
| 6221 General medical and surgical hospitals       | *                                | *                     | *           | *                         |
| 623 Nursing and residential care facilities       | *                                | *                     | *           | *                         |
| 6231 Nursing care facilities, skilled nursing     | 4                                | 320                   | 11,253,532  | 35,167                    |
| 6233 Continuing care, assisted living facilities  | *                                | *                     | *           | *                         |
| 6239 Other residential care facilities            | *                                | *                     | *           | *                         |
| 624 Social assistance                             | 53                               | 656                   | 13,188,403  | 20,104                    |
| 6241 Individual and family services               | 24                               | 457                   | 8,188,058   | 17,917                    |
| 6242 Emergency and other relief services          | 6                                | 37                    | 863,350     | 23,334                    |
| 6243 Vocational rehabilitation services           | 5                                | 24                    | 683,479     | 28,478                    |
| 6244 Child day care services                      | 18                               | 139                   | 3,453,516   | 24,845                    |
| 71 Arts, Entertainment, and Recreation            | 67                               | 1,084                 | 29,511,935  | 27,225                    |
| 711 Performing arts and spectator sports          | 13                               | 76                    | 724,114     | 9,528                     |
| 7111 Performing arts companies                    | 6                                | 66                    | 345,022     | 5,228                     |
| 7112 Spectator sports                             | 4                                | 8                     | 259,179     | 32,397                    |
| 7113 Promoters of performing arts and sports      | *                                | *                     | *           | *                         |
| 7115 Independent artists, writers, and performers | *                                | *                     | *           | *                         |
| 712 Museums, historical sites, zoos, and parks    | 10                               | 200                   | 6,474,997   | 32,375                    |
| 7121 Museums, historical sites, zoos, and parks   | 10                               | 200                   | 6,474,997   | 32,375                    |
| 713 Amusements, gambling, and recreation          | 44                               | 807                   | 22,312,824  | 27,649                    |
| 7131 Amusement parks and arcades                  | *                                | *                     | *           | *                         |
| 7139 Other amusement and recreation industries    | *                                | *                     | *           | *                         |
| 72 Accommodation and Food Services                | 258                              | 8,003                 | 248,979,382 | 31,111                    |
| 721 Accommodation                                 | 66                               | 4,190                 | 176,431,393 | 42,108                    |
| 721110 Hotels and motels, except casino hotels    | 44                               | 4,000                 | 170,084,179 | 42,521                    |
| 721191 Bed and breakfast inns                     | *                                | *                     | *           | *                         |
| 721199 All other traveler accommodation           | 18                               | 181                   | 6,121,603   | 33,821                    |
| 721211 RV parks and campgrounds                   | *                                | *                     | *           | *                         |
| 721214 Recreational and vacation camps            | *                                | *                     | *           | *                         |
| 722 Food services and drinking places             | 192                              | 3,813                 | 72,547,989  | 19,026                    |
| 722310 Food service contractors                   | *                                | *                     | *           | *                         |

KAUAI

| Industry   | No. of<br>Rep. Units<br>December | Average<br>Employment | Total Wages | Average<br>Annual<br>Wage |
|--|----------------------------------|-----------------------|-------------|---------------------------|
| 722320 Caterers                                  | *                                | *                     | *           | *                         |
| 722330 Mobile food services                      | *                                | *                     | *           | *                         |
| 722410 Drinking places, alcoholic beverages      | *                                | *                     | *           | *                         |
| 722511 Full-service restaurants                  | 95                               | 2,618                 | 54,630,789  | 20,867                    |
| 722513 Limited-service restaurants               | 66                               | 906                   | 13,373,051  | 14,761                    |
| 722515 Snack and nonalcoholic beverage bars      | 23                               | 201                   | 2,949,224   | 14,673                    |
| 81 Other Services, Except Public                 | 206                              | 944                   | 26,058,249  | 27,604                    |
| 811 Repair and maintenance                       | 43                               | 140                   | 4,959,193   | 35,423                    |
| 8111 Automotive repair and maintenance           | 28                               | 109                   | 3,951,858   | 36,256                    |
| 8112 Electronic equipment repair and maintenance | *                                | *                     | *           | *                         |
| 8113 Commercial machinery repair and             | *                                | *                     | *           | *                         |
| 8114 Household goods repair and maintenance      | 10                               | 13                    | 210,292     | 16,176                    |
| 812 Personal and laundry services                | 30                               | 249                   | 5,847,267   | 23,483                    |
| 8121 Personal care services                      | 14                               | 94                    | 1,792,779   | 19,072                    |
| 8122 Death care services                         | *                                | *                     | *           | *                         |
| 8123 Drycleaning and laundry services            | *                                | *                     | *           | *                         |
| 8129 Other personal services                     | 7                                | 71                    | 1,532,381   | 21,583                    |
| 813 Membership associations and organizations    | 109                              | 518                   | 14,067,713  | 27,158                    |
| 8131 Religious organizations                     | 38                               | 135                   | 1,969,998   | 14,593                    |
| 8132 Grantmaking and giving services             | *                                | *                     | *           | *                         |
| 8133 Social advocacy organizations               | 4                                | 50                    | 1,452,772   | 29,055                    |
| 8134 Civic and social organizations              | *                                | *                     | *           | *                         |
| 8139 Professional and similar organizations      | 57                               | 279                   | 9,638,953   | 34,548                    |
| 814 Private households                           | 24                               | 37                    | 1,184,076   | 32,002                    |
| 8141 Private households                          | 24                               | 37                    | 1,184,076   | 32,002                    |

\* Data suppressed due to confidentiality.

Note: Nonprofit employers and employers with zero employment are included in the data above.

KAUA'I

MONTHLY COVERED EMPLOYMENT CLASSIFIED BY INDUSTRY FOR CALENDAR YEAR 2013

| Industry  | Jan    | Feb    | Mar    | Apr    | May    | Jun    | Jul    | Aug    | Sep    | Oct    | Nov    | Dec    |
|---|--------|--------|--------|--------|--------|--------|--------|--------|--------|--------|--------|--------|
| TOTAL, including government                       | 29,254 | 29,310 | 29,472 | 29,565 | 29,741 | 29,879 | 29,965 | 29,851 | 29,771 | 29,795 | 29,885 | 29,970 |
| TOTAL GOVERNMENT                                  | 4,422  | 4,481  | 4,492  | 4,505  | 4,510  | 4,577  | 4,556  | 4,448  | 4,543  | 4,553  | 4,542  | 4,565  |
| Federal   | 537    | 541    | 536    | 547    | 554    | 548    | 548    | 552    | 547    | 546    | 542    | 549    |
| State   | 2,597  | 2,654  | 2,661  | 2,660  | 2,660  | 2,622  | 2,581  | 2,590  | 2,691  | 2,703  | 2,708  | 2,720  |
| County  | 1,288  | 1,286  | 1,295  | 1,298  | 1,296  | 1,407  | 1,427  | 1,306  | 1,305  | 1,304  | 1,292  | 1,296  |
| Total, excluding government                       | 24,832 | 24,829 | 24,980 | 25,060 | 25,231 | 25,302 | 25,409 | 25,403 | 25,228 | 25,242 | 25,343 | 25,405 |
| Goods Producing                                   | 2,305  | 2,295  | 2,325  | 2,369  | 2,411  | 2,407  | 2,356  | 2,354  | 2,343  | 2,348  | 2,392  | 2,396  |
| 11-21 Natural Resources and Mining                | 655    | 663    | 629    | 683    | 681    | 685    | 624    | 666    | 646    | 693    | 714    | 724    |
| 111 Crop production                               | 429    | 409    | 389    | 385    | 385    | 384    | 373    | 411    | 387    | 397    | 402    | 406    |
| 1111 Oilseed and grain farming                    | *      | *      | *      | *      | *      | *      | *      | *      | *      | *      | *      | *      |
| 1112 Vegetable and melon farming                  | *      | *      | *      | *      | *      | *      | *      | *      | *      | *      | *      | *      |
| 1113 Fruit and tree nut farming                   | *      | *      | *      | *      | *      | *      | *      | *      | *      | *      | *      | *      |
| 1114 Greenhouse and nursery production            | 18     | 20     | 23     | 24     | 22     | 20     | 20     | 25     | 24     | 23     | 20     | 18     |
| 112 Animal production and aquaculture             | 53     | 55     | 55     | 56     | 57     | 59     | 58     | 55     | 59     | 64     | 62     | 76     |
| 1121 Cattle ranching and farming                  | *      | *      | *      | *      | *      | *      | *      | *      | *      | *      | *      | *      |
| 1122 Hog and pig farming                          | *      | *      | *      | *      | *      | *      | *      | *      | *      | *      | *      | *      |
| 1124 Sheep and goat farming                       | 10     | 9      | 9      | 8      | 8      | 9      | 9      | 9      | 10     | 12     | 10     | 9      |
| 1125 Aquaculture                                  | *      | *      | *      | *      | *      | *      | *      | *      | *      | *      | *      | *      |
| 1129 Other animal production                      | *      | *      | *      | *      | *      | *      | *      | *      | *      | *      | *      | *      |
| 113 Forestry and logging                          | *      | *      | *      | *      | *      | *      | *      | *      | *      | *      | *      | *      |
| 1131 Timber tract operations                      | *      | *      | *      | *      | *      | *      | *      | *      | *      | *      | *      | *      |
| 115 Agriculture and forestry support activities   | *      | *      | *      | *      | *      | *      | *      | *      | *      | *      | *      | *      |
| 1151 Support activities for crop production       | *      | *      | *      | *      | *      | *      | *      | *      | *      | *      | *      | *      |
| 212 Mining, except oil and gas                    | *      | *      | *      | *      | *      | *      | *      | *      | *      | *      | *      | *      |
| 2123 Nonmetallic mineral mining and quarrying     | *      | *      | *      | *      | *      | *      | *      | *      | *      | *      | *      | *      |
| 23 Construction                                   | 1,338  | 1,311  | 1,358  | 1,353  | 1,389  | 1,372  | 1,343  | 1,300  | 1,314  | 1,261  | 1,293  | 1,285  |
| 236 Construction of buildings                     | 533    | 508    | 541    | 571    | 562    | 549    | 536    | 510    | 509    | 491    | 498    | 504    |
| 2361 Residential building construction            | 408    | 388    | 426    | 451    | 441    | 423    | 415    | 382    | 392    | 375    | 370    | 381    |
| 2362 Nonresidential building construction         | 125    | 120    | 115    | 120    | 121    | 126    | 121    | 128    | 117    | 116    | 128    | 123    |
| 237 Heavy and civil engineering construction      | 204    | 209    | 206    | 167    | 170    | 175    | 191    | 178    | 188    | 148    | 155    | 154    |
| 2371 Utility system construction                  | *      | *      | *      | *      | *      | *      | *      | *      | *      | *      | *      | *      |
| 2372 Land subdivision                             | 40     | 48     | 39     | 38     | 40     | 40     | 43     | 42     | 43     | 43     | 44     | 44     |
| 2373 Highway, street, and bridge construction     | 84     | 83     | 82     | 53     | 57     | 59     | 59     | 60     | 62     | 53     | 63     | 63     |
| 2379 Other heavy construction                     | *      | *      | *      | *      | *      | *      | *      | *      | *      | *      | *      | *      |
| 238 Specialty trade contractors                   | 601    | 594    | 611    | 615    | 657    | 648    | 616    | 612    | 617    | 622    | 640    | 627    |
| 2381 Building foundation and exterior contractors | 67     | 72     | 84     | 79     | 100    | 87     | 70     | 76     | 77     | 89     | 74     | 71     |
| 2382 Building equipment contractors               | 225    | 223    | 230    | 228    | 240    | 244    | 228    | 223    | 221    | 220    | 244    | 238    |
| 2383 Building finishing contractors               | 124    | 118    | 117    | 138    | 143    | 148    | 148    | 149    | 154    | 146    | 151    | 148    |
| 2389 Other specialty trade contractors            | 185    | 181    | 180    | 170    | 174    | 169    | 170    | 164    | 165    | 167    | 171    | 170    |
| 31-33 Manufacturing                               | 312    | 321    | 338    | 333    | 341    | 350    | 389    | 388    | 383    | 394    | 385    | 387    |
| 311 Food manufacturing                            | 138    | 140    | 155    | 158    | 161    | 164    | 182    | 186    | 177    | 187    | 181    | 184    |

KAUAI

| Industry   | Jan    | Feb    | Mar    | Apr    | May    | Jun    | Jul    | Aug    | Sep    | Oct    | Nov    | Dec    |
|--|--------|--------|--------|--------|--------|--------|--------|--------|--------|--------|--------|--------|
| 3111 Animal food manufacturing                     | *      | *      | *      | *      | *      | *      | *      | *      | *      | *      | *      | *      |
| 3113 Sugar and confectionery product manufacturing | 18     | 17     | 19     | 18     | 20     | 17     | 16     | 15     | 16     | 16     | 16     | 15     |
| 3114 Fruit and vegetable preserving and specialty  | *      | *      | *      | *      | *      | *      | *      | *      | *      | *      | *      | *      |
| 3115 Dairy product manufacturing                   | *      | *      | *      | *      | *      | *      | *      | *      | *      | *      | *      | *      |
| 3116 Animal slaughtering and processing            | *      | *      | *      | *      | *      | *      | *      | *      | *      | *      | *      | *      |
| 3118 Bakeries and tortilla manufacturing           | 66     | 66     | 67     | 65     | 64     | 65     | 66     | 69     | 70     | 77     | 73     | 69     |
| 3119 Other food manufacturing                      | 16     | 18     | 19     | 23     | 21     | 23     | 32     | 35     | 37     | 38     | 37     | 40     |
| 312 Beverage and tobacco product manufacturing     | 36     | 36     | 36     | 35     | 35     | 39     | 38     | 39     | 39     | 38     | 37     | 38     |
| 3121 Beverage manufacturing                        | 36     | 36     | 36     | 35     | 35     | 39     | 38     | 39     | 39     | 38     | 37     | 38     |
| 314 Textile product mills                          | *      | *      | *      | *      | *      | *      | *      | *      | *      | *      | *      | *      |
| 3149 Other textile product mills                   | *      | *      | *      | *      | *      | *      | *      | *      | *      | *      | *      | *      |
| 315 Apparel manufacturing                          | *      | *      | *      | *      | *      | *      | *      | *      | *      | *      | *      | *      |
| 3152 Cut and sew apparel manufacturing             | *      | *      | *      | *      | *      | *      | *      | *      | *      | *      | *      | *      |
| 321 Wood product manufacturing                     | *      | *      | *      | *      | *      | *      | *      | *      | *      | *      | *      | *      |
| 3212 Plywood and engineered wood product mfg.      | *      | *      | *      | *      | *      | *      | *      | *      | *      | *      | *      | *      |
| 3219 Other wood product manufacturing              | *      | *      | *      | *      | *      | *      | *      | *      | *      | *      | *      | *      |
| 323 Printing and related support activities        | 31     | 31     | 32     | 32     | 33     | 32     | 30     | 28     | 30     | 31     | 29     | 29     |
| 3231 Printing and related support activities       | 31     | 31     | 32     | 32     | 33     | 32     | 30     | 28     | 30     | 31     | 29     | 29     |
| 324 Petroleum and coal products manufacturing      | *      | *      | *      | *      | *      | *      | *      | *      | *      | *      | *      | *      |
| 3241 Petroleum and coal products manufacturing     | *      | *      | *      | *      | *      | *      | *      | *      | *      | *      | *      | *      |
| 325 Chemical manufacturing                         | *      | *      | *      | *      | *      | *      | *      | *      | *      | *      | *      | *      |
| 3256 Soap, cleaning compound, and toiletry mfg.    | *      | *      | *      | *      | *      | *      | *      | *      | *      | *      | *      | *      |
| 327 Nonmetallic mineral product manufacturing      | 48     | 48     | 49     | 46     | 48     | 50     | 53     | 51     | 52     | 53     | 52     | 54     |
| 3271 Clay product and refractory manufacturing     | *      | *      | *      | *      | *      | *      | *      | *      | *      | *      | *      | *      |
| 3273 Cement and concrete product manufacturing     | *      | *      | *      | *      | *      | *      | *      | *      | *      | *      | *      | *      |
| 332 Fabricated metal product manufacturing         | *      | *      | *      | *      | *      | *      | *      | *      | *      | *      | *      | *      |
| 3323 Architectural and structural metals mfg.      | *      | *      | *      | *      | *      | *      | *      | *      | *      | *      | *      | *      |
| 3325 Hardware manufacturing                        | *      | *      | *      | *      | *      | *      | *      | *      | *      | *      | *      | *      |
| 334 Computer and electronic product manufacturing  | *      | *      | *      | *      | *      | *      | *      | *      | *      | *      | *      | *      |
| 3345 Electronic instrument manufacturing           | *      | *      | *      | *      | *      | *      | *      | *      | *      | *      | *      | *      |
| 337 Furniture and related product manufacturing    | *      | *      | *      | *      | *      | *      | *      | *      | *      | *      | *      | *      |
| 3371 Household and institutional furniture mfg.    | *      | *      | *      | *      | *      | *      | *      | *      | *      | *      | *      | *      |
| 339 Miscellaneous manufacturing                    | 16     | 18     | 17     | 16     | 17     | 18     | 19     | 20     | 19     | 18     | 19     | 20     |
| 3391 Medical equipment and supplies                | *      | *      | *      | *      | *      | *      | *      | *      | *      | *      | *      | *      |
| 3399 Other miscellaneous manufacturing             | *      | *      | *      | *      | *      | *      | *      | *      | *      | *      | *      | *      |
| Service Providing                                  | 22,527 | 22,534 | 22,655 | 22,691 | 22,820 | 22,895 | 23,053 | 23,049 | 22,885 | 22,894 | 22,951 | 23,009 |
| 22 Utilities                                       | 212    | 208    | 207    | 204    | 200    | 200    | 204    | 203    | 193    | 192    | 195    | 195    |
| 221 Utilities                                      | 212    | 208    | 207    | 204    | 200    | 200    | 204    | 203    | 193    | 192    | 195    | 195    |
| 2211 Power generation and supply                   | *      | *      | *      | *      | *      | *      | *      | *      | *      | *      | *      | *      |
| 2212 Natural gas distribution                      | *      | *      | *      | *      | *      | *      | *      | *      | *      | *      | *      | *      |
| 2213 Water, sewage and other systems               | 36     | 35     | 36     | 33     | 31     | 28     | 28     | 28     | 26     | 24     | 24     | 24     |
| 42 Wholesale Trade                                 | 564    | 554    | 553    | 549    | 554    | 569    | 572    | 573    | 581    | 567    | 577    | 584    |
| 423 Merchant wholesalers, durable goods            | 161    | 149    | 148    | 147    | 151    | 158    | 158    | 159    | 163    | 167    | 171    | 172    |
| 4232 Furniture and furnishing merchant wholesalers | *      | *      | *      | *      | *      | *      | *      | *      | *      | *      | *      | *      |

KAUAI

| Industry   | Jan   | Feb   | Mar   | Apr   | May   | Jun   | Jul   | Aug   | Sep   | Oct   | Nov   | Dec   |
|--|-------|-------|-------|-------|-------|-------|-------|-------|-------|-------|-------|-------|
| 4233 Lumber and const. supply merchant wholesalers | *     | *     | *     | *     | *     | *     | *     | *     | *     | *     | *     | *     |
| 4234 Commercial equip. merchant wholesalers        | *     | *     | *     | *     | *     | *     | *     | *     | *     | *     | *     | *     |
| 4236 Appliance and electric goods merchant whls.   | *     | *     | *     | *     | *     | *     | *     | *     | *     | *     | *     | *     |
| 4237 Hardware and plumbing merchant wholesalers    | *     | *     | *     | *     | *     | *     | *     | *     | *     | *     | *     | *     |
| 4238 Machinery and supply merchant wholesalers     | 25    | 24    | 24    | 25    | 26    | 28    | 28    | 27    | 27    | 27    | 29    | 29    |
| 4239 Misc. durable goods merchant wholesalers      | 26    | 27    | 26    | 24    | 25    | 27    | 25    | 26    | 25    | 24    | 25    | 26    |
| 424 Merchant wholesalers, nondurable goods         | 396   | 398   | 398   | 395   | 396   | 404   | 408   | 408   | 413   | 394   | 400   | 405   |
| 4241 Paper and paper product merchant wholesalers  | *     | *     | *     | *     | *     | *     | *     | *     | *     | *     | *     | *     |
| 4243 Apparel and piece goods merchant wholesalers  | *     | *     | *     | *     | *     | *     | *     | *     | *     | *     | *     | *     |
| 4244 Grocery and related product wholesalers       | 219   | 220   | 219   | 217   | 215   | 222   | 225   | 224   | 228   | 211   | 217   | 221   |
| 4246 Chemical merchant wholesalers                 | 13    | 14    | 14    | 14    | 15    | 17    | 17    | 17    | 16    | 17    | 16    | 15    |
| 4247 Petroleum merchant wholesalers                | 40    | 42    | 41    | 42    | 41    | 42    | 44    | 44    | 43    | 43    | 42    | 45    |
| 4248 Alcoholic beverage merchant wholesalers       | 71    | 71    | 72    | 71    | 72    | 70    | 69    | 70    | 71    | 69    | 69    | 69    |
| 4249 Misc. nondurable goods merchant wholesalers   | 29    | 27    | 28    | 27    | 28    | 27    | 27    | 28    | 29    | 29    | 29    | 29    |
| 425 Electronic markets and agents and brokers      | 7     | 7     | 7     | 7     | 7     | 7     | 6     | 6     | 5     | 6     | 6     | 7     |
| 4251 Electronic markets and agents and brokers     | 7     | 7     | 7     | 7     | 7     | 7     | 6     | 6     | 5     | 6     | 6     | 7     |
| 44-45 Retail Trade                                 | 3,757 | 3,718 | 3,759 | 3,747 | 3,736 | 3,791 | 3,811 | 3,807 | 3,823 | 3,765 | 3,838 | 3,868 |
| 441 Motor vehicle and parts dealers                | 325   | 323   | 339   | 331   | 329   | 330   | 326   | 331   | 335   | 323   | 325   | 326   |
| 4411 Automobile dealers                            | 201   | 201   | 211   | 209   | 203   | 204   | 211   | 216   | 221   | 218   | 216   | 214   |
| 4412 Other motor vehicle dealers                   | *     | *     | *     | *     | *     | *     | *     | *     | *     | *     | *     | *     |
| 4413 Auto parts, accessories, and tire stores      | *     | *     | *     | *     | *     | *     | *     | *     | *     | *     | *     | *     |
| 442 Furniture and home furnishings stores          | 47    | 41    | 42    | 43    | 43    | 44    | 51    | 49    | 48    | 52    | 56    | 51    |
| 4421 Furniture stores                              | 31    | 28    | 29    | 29    | 30    | 31    | 36    | 35    | 34    | 37    | 40    | 38    |
| 4422 Home furnishings stores                       | 16    | 13    | 13    | 14    | 13    | 13    | 15    | 14    | 14    | 15    | 16    | 13    |
| 443 Electronics and appliance stores               | *     | *     | *     | *     | *     | *     | *     | *     | *     | *     | *     | *     |
| 4431 Electronics and appliance stores              | *     | *     | *     | *     | *     | *     | *     | *     | *     | *     | *     | *     |
| 444 Building material and garden supply stores     | 337   | 342   | 347   | 337   | 337   | 343   | 335   | 339   | 348   | 345   | 349   | 343   |
| 4441 Building material and supplies dealers        | 308   | 313   | 317   | 310   | 310   | 315   | 309   | 312   | 321   | 317   | 319   | 314   |
| 4442 Lawn and garden equipment and supplies stores | 29    | 29    | 30    | 27    | 27    | 28    | 26    | 27    | 27    | 28    | 30    | 29    |
| 445 Food and beverage stores                       | 914   | 916   | 924   | 928   | 931   | 933   | 932   | 938   | 945   | 919   | 940   | 960   |
| 4451 Grocery stores                                | 774   | 775   | 781   | 784   | 783   | 788   | 781   | 791   | 798   | 784   | 795   | 818   |
| 4452 Specialty food stores                         | 120   | 118   | 121   | 121   | 122   | 121   | 128   | 123   | 123   | 110   | 120   | 118   |
| 4453 Beer, wine, and liquor stores                 | 20    | 23    | 22    | 23    | 26    | 24    | 23    | 24    | 24    | 25    | 25    | 24    |
| 446 Health and personal care stores                | 280   | 274   | 266   | 272   | 281   | 285   | 283   | 281   | 277   | 269   | 281   | 279   |
| 4461 Health and personal care stores               | 280   | 274   | 266   | 272   | 281   | 285   | 283   | 281   | 277   | 269   | 281   | 279   |
| 447 Gasoline stations                              | 116   | 100   | 117   | 116   | 113   | 116   | 118   | 118   | 120   | 124   | 125   | 125   |
| 4471 Gasoline stations                             | 116   | 100   | 117   | 116   | 113   | 116   | 118   | 118   | 120   | 124   | 125   | 125   |
| 448 Clothing and clothing accessories stores       | 507   | 499   | 497   | 492   | 490   | 505   | 504   | 497   | 494   | 491   | 504   | 500   |
| 4481 Clothing stores                               | 330   | 330   | 322   | 328   | 329   | 346   | 344   | 344   | 339   | 336   | 350   | 345   |
| 4482 Shoe stores                                   | 30    | 30    | 33    | 33    | 31    | 33    | 34    | 32    | 33    | 33    | 31    | 33    |
| 4483 Jewelry, luggage, and leather goods stores    | 147   | 139   | 142   | 131   | 130   | 126   | 126   | 121   | 122   | 122   | 123   | 122   |
| 451 Sports, hobby, music instrument, book stores   | 68    | 68    | 69    | 67    | 73    | 74    | 85    | 81    | 77    | 72    | 77    | 78    |
| 4511 Sporting goods and musical instrument stores  | 68    | 68    | 69    | 67    | 73    | 74    | 85    | 81    | 77    | 72    | 77    | 78    |
| 452 General merchandise stores                     | 890   | 883   | 879   | 878   | 861   | 883   | 894   | 889   | 893   | 885   | 895   | 909   |



KAUAI

| Industry  | Jan   | Feb   | Mar   | Apr   | May   | Jun   | Jul   | Aug   | Sep   | Oct   | Nov   | Dec   |
|---|-------|-------|-------|-------|-------|-------|-------|-------|-------|-------|-------|-------|
| 4521 Department stores                            | *     | *     | *     | *     | *     | *     | *     | *     | *     | *     | *     | *     |
| 4529 Other general merchandise stores             | *     | *     | *     | *     | *     | *     | *     | *     | *     | *     | *     | *     |
| 453 Miscellaneous store retailers                 | 249   | 248   | 255   | 258   | 253   | 253   | 255   | 256   | 258   | 259   | 260   | 269   |
| 4531 Florists                                     | 15    | 16    | 16    | 17    | 17    | 16    | 19    | 20    | 20    | 19    | 20    | 21    |
| 4532 Office supplies, stationery, and gift stores | 165   | 164   | 168   | 172   | 166   | 169   | 176   | 174   | 177   | 180   | 178   | 177   |
| 4533 Used merchandise stores                      | 8     | 8     | 8     | 8     | 8     | 9     | 7     | 9     | 9     | 8     | 10    | 9     |
| 4539 Other miscellaneous store retailers          | 61    | 60    | 63    | 61    | 62    | 59    | 53    | 53    | 52    | 52    | 52    | 62    |
| 454 Nonstore retailers                            | *     | *     | *     | *     | *     | *     | *     | *     | *     | *     | *     | *     |
| 4541 Electronic shopping and mail/order houses    | *     | *     | *     | *     | *     | *     | *     | *     | *     | *     | *     | *     |
| 4542 Vending machine operators                    | *     | *     | *     | *     | *     | *     | *     | *     | *     | *     | *     | *     |
| 48-49 Transportation and Warehousing              | 1,121 | 1,131 | 1,133 | 1,143 | 1,163 | 1,166 | 1,165 | 1,210 | 1,211 | 1,195 | 1,179 | 1,182 |
| 481 Air transportation                            | 264   | 270   | 267   | 265   | 265   | 267   | 265   | 273   | 273   | 274   | 271   | 273   |
| 4811 Scheduled air transportation                 | 214   | 213   | 213   | 213   | 210   | 210   | 210   | 215   | 216   | 215   | 213   | 215   |
| 4812 Nonscheduled air transportation              | 50    | 57    | 54    | 52    | 55    | 57    | 55    | 58    | 57    | 59    | 58    | 58    |
| 483 Water transportation                          | *     | *     | *     | *     | *     | *     | *     | *     | *     | *     | *     | *     |
| 4831 Sea, coastal, and Great Lakes transportation | *     | *     | *     | *     | *     | *     | *     | *     | *     | *     | *     | *     |
| 484 Truck transportation                          | 124   | 122   | 122   | 98    | 103   | 105   | 108   | 109   | 111   | 98    | 102   | 102   |
| 4841 General freight trucking                     | 119   | 116   | 118   | 94    | 99    | 101   | 103   | 104   | 106   | 94    | 98    | 99    |
| 4842 Specialized freight trucking                 | 5     | 6     | 4     | 4     | 4     | 4     | 5     | 5     | 5     | 4     | 4     | 3     |
| 485 Transit and ground passenger transportation   | 112   | 120   | 118   | 115   | 118   | 106   | 97    | 121   | 116   | 117   | 116   | 116   |
| 4853 Taxi and limousine service                   | *     | *     | *     | *     | *     | *     | *     | *     | *     | *     | *     | *     |
| 4854 School and employee bus transportation       | 96    | 101   | 99    | 98    | 99    | 86    | 76    | 100   | 97    | 96    | 97    | 99    |
| 4859 Other ground passenger transportation        | *     | *     | *     | *     | *     | *     | *     | *     | *     | *     | *     | *     |
| 487 Scenic and sightseeing transportation         | 458   | 453   | 461   | 497   | 513   | 525   | 525   | 530   | 530   | 522   | 501   | 496   |
| 4871 Scenic and sightseeing transportation, land  | *     | *     | *     | *     | *     | *     | *     | *     | *     | *     | *     | *     |
| 4872 Scenic and sightseeing transportation, water | 249   | 248   | 251   | 291   | 303   | 310   | 312   | 316   | 312   | 297   | 276   | 276   |
| 4879 Scenic and sightseeing transportation, other | *     | *     | *     | *     | *     | *     | *     | *     | *     | *     | *     | *     |
| 488 Support activities for transportation         | 95    | 97    | 96    | 99    | 100   | 99    | 99    | 101   | 100   | 99    | 101   | 102   |
| 4881 Support activities for air transportation    | *     | *     | *     | *     | *     | *     | *     | *     | *     | *     | *     | *     |
| 4883 Support activities for water transportation  | *     | *     | *     | *     | *     | *     | *     | *     | *     | *     | *     | *     |
| 4884 Support activities for road transportation   | 11    | 14    | 13    | 13    | 13    | 15    | 13    | 13    | 12    | 10    | 12    | 13    |
| 4885 Freight transportation arrangement           | *     | *     | *     | *     | *     | *     | *     | *     | *     | *     | *     | *     |
| 492 Couriers and messengers                       | 40    | 40    | 40    | 40    | 40    | 40    | 43    | 47    | 52    | 56    | 59    | 65    |
| 4921 Couriers and express delivery services       | *     | *     | *     | *     | *     | *     | *     | *     | *     | *     | *     | *     |
| 4922 Local messengers and local delivery          | *     | *     | *     | *     | *     | *     | *     | *     | *     | *     | *     | *     |
| 493 Warehousing and storage                       | *     | *     | *     | *     | *     | *     | *     | *     | *     | *     | *     | *     |
| 4931 Warehousing and storage                      | *     | *     | *     | *     | *     | *     | *     | *     | *     | *     | *     | *     |
| 51 Information                                    | 270   | 237   | 239   | 215   | 222   | 218   | 258   | 256   | 294   | 221   | 212   | 218   |
| 511 Publishing industries, except Internet        | 57    | 57    | 61    | 34    | 35    | 35    | 35    | 34    | 33    | 34    | 32    | 34    |
| 5111 Newspaper, book, and directory publishers    | *     | *     | *     | *     | *     | *     | *     | *     | *     | *     | *     | *     |
| 5112 Software publishers                          | *     | *     | *     | *     | *     | *     | *     | *     | *     | *     | *     | *     |
| 512 Motion picture and sound recording industries | 94    | 60    | 57    | 54    | 59    | 51    | 92    | 92    | 130   | 54    | 49    | 52    |
| 5121 Motion picture and video industries          | 94    | 60    | 57    | 54    | 59    | 51    | 92    | 92    | 130   | 54    | 49    | 52    |
| 515 Broadcasting, except Internet                 | 41    | 42    | 40    | 40    | 42    | 43    | 43    | 43    | 43    | 43    | 42    | 42    |

KAUAI

| Industry   | Jan   | Feb   | Mar   | Apr   | May   | Jun   | Jul   | Aug   | Sep   | Oct   | Nov   | Dec   |
|--|-------|-------|-------|-------|-------|-------|-------|-------|-------|-------|-------|-------|
| 5151 Radio and television broadcasting             | *     | *     | *     | *     | *     | *     | *     | *     | *     | *     | *     | *     |
| 5152 Cable and other subscription programming      | *     | *     | *     | *     | *     | *     | *     | *     | *     | *     | *     | *     |
| 517 Telecommunications                             | 75    | 75    | 78    | 83    | 83    | 85    | 84    | 83    | 84    | 86    | 86    | 88    |
| 5171 Wired telecommunications carriers             | *     | *     | *     | *     | *     | *     | *     | *     | *     | *     | *     | *     |
| 5172 Wireless telecommunications carriers          | *     | *     | *     | *     | *     | *     | *     | *     | *     | *     | *     | *     |
| 518 Data processing, hosting and related services  | 3     | 3     | 3     | 4     | 3     | 4     | 4     | 4     | 4     | 4     | 3     | 2     |
| 5182 Data processing, hosting and related services | 3     | 3     | 3     | 4     | 3     | 4     | 4     | 4     | 4     | 4     | 3     | 2     |
| 52 Finance and Insurance                           | 585   | 595   | 605   | 598   | 604   | 601   | 595   | 598   | 593   | 605   | 594   | 601   |
| 522 Credit intermediation and related activities   | 323   | 329   | 338   | 322   | 330   | 326   | 325   | 328   | 324   | 333   | 324   | 325   |
| 5221 Depository credit intermediation              | 265   | 267   | 272   | 256   | 263   | 264   | 260   | 265   | 267   | 270   | 269   | 268   |
| 5222 Nondepository credit intermediation           | 47    | 50    | 55    | 53    | 57    | 53    | 55    | 53    | 49    | 54    | 45    | 47    |
| 5223 Activities related to credit intermediation   | 11    | 12    | 11    | 13    | 10    | 9     | 10    | 10    | 8     | 9     | 10    | 10    |
| 523 Securities, commodity contracts, investments   | 24    | 23    | 20    | 21    | 20    | 20    | 19    | 19    | 19    | 19    | 19    | 19    |
| 5231 Securities and commodity contracts brokerage  | *     | *     | *     | *     | *     | *     | *     | *     | *     | *     | *     | *     |
| 5239 Other financial investment activities         | *     | *     | *     | *     | *     | *     | *     | *     | *     | *     | *     | *     |
| 524 Insurance carriers and related activities      | 238   | 243   | 247   | 255   | 254   | 255   | 251   | 251   | 250   | 253   | 251   | 257   |
| 5241 Insurance carriers                            | *     | *     | *     | *     | *     | *     | *     | *     | *     | *     | *     | *     |
| 5242 Insurance agencies and brokerages             | *     | *     | *     | *     | *     | *     | *     | *     | *     | *     | *     | *     |
| 53 Real Estate and Rental and Leasing              | 759   | 759   | 772   | 796   | 803   | 798   | 797   | 793   | 782   | 797   | 812   | 813   |
| 531 Real estate                                    | 364   | 365   | 373   | 383   | 390   | 392   | 384   | 381   | 375   | 391   | 398   | 397   |
| 5311 Lessors of real estate                        | 146   | 144   | 154   | 148   | 151   | 153   | 142   | 143   | 136   | 152   | 149   | 146   |
| 5312 Offices of real estate agents and brokers     | 118   | 118   | 119   | 130   | 132   | 128   | 129   | 126   | 126   | 127   | 135   | 138   |
| 5313 Activities related to real estate             | 100   | 103   | 100   | 105   | 107   | 111   | 113   | 112   | 113   | 112   | 114   | 113   |
| 532 Rental and leasing services                    | 395   | 394   | 399   | 413   | 413   | 406   | 413   | 412   | 407   | 406   | 414   | 416   |
| 5321 Automotive equipment rental and leasing       | 315   | 317   | 323   | 325   | 325   | 326   | 325   | 323   | 317   | 318   | 324   | 324   |
| 5322 Consumer goods rental                         | 65    | 62    | 62    | 71    | 71    | 65    | 71    | 73    | 74    | 70    | 73    | 75    |
| 5324 Machinery and equipment rental and leasing    | 15    | 15    | 14    | 17    | 17    | 15    | 17    | 16    | 16    | 18    | 17    | 17    |
| 54 Professional and Technical Services             | 679   | 700   | 693   | 696   | 633   | 622   | 629   | 631   | 622   | 605   | 621   | 624   |
| 541 Professional and technical services            | 679   | 700   | 693   | 696   | 633   | 622   | 629   | 631   | 622   | 605   | 621   | 624   |
| 5411 Legal services                                | 37    | 40    | 40    | 40    | 39    | 40    | 40    | 42    | 43    | 41    | 41    | 41    |
| 5412 Accounting and bookkeeping services           | 149   | 174   | 165   | 163   | 96    | 80    | 85    | 84    | 84    | 73    | 90    | 94    |
| 5413 Architectural and engineering services        | 69    | 70    | 70    | 72    | 71    | 75    | 76    | 76    | 76    | 74    | 74    | 77    |
| 5414 Specialized design services                   | 13    | 11    | 11    | 16    | 16    | 15    | 13    | 12    | 12    | 8     | 7     | 4     |
| 5415 Computer systems design and related services  | 49    | 45    | 46    | 48    | 50    | 49    | 50    | 50    | 48    | 48    | 47    | 50    |
| 5416 Management and technical consulting services  | 14    | 17    | 19    | 19    | 19    | 17    | 16    | 16    | 15    | 17    | 17    | 16    |
| 5417 Scientific research and development services  | 217   | 213   | 214   | 214   | 220   | 215   | 221   | 221   | 220   | 222   | 222   | 222   |
| 5418 Advertising, PR, and related services         | 52    | 51    | 48    | 46    | 42    | 48    | 45    | 44    | 43    | 42    | 42    | 44    |
| 5419 Other professional and technical services     | 79    | 79    | 80    | 78    | 80    | 83    | 83    | 86    | 81    | 80    | 81    | 76    |
| 55 Management of Companies and Enterprises         | 143   | 141   | 140   | 143   | 142   | 139   | 142   | 144   | 137   | 138   | 133   | 137   |
| 551 Management of companies and enterprises        | 143   | 141   | 140   | 143   | 142   | 139   | 142   | 144   | 137   | 138   | 133   | 137   |
| 5511 Management of companies and enterprises       | 143   | 141   | 140   | 143   | 142   | 139   | 142   | 144   | 137   | 138   | 133   | 137   |
| 56 Administrative and Waste Services               | 2,058 | 2,104 | 2,082 | 2,110 | 2,100 | 2,121 | 2,071 | 2,094 | 2,075 | 2,075 | 2,089 | 2,054 |
| 561 Administrative and support services            | 1,996 | 2,042 | 2,020 | 2,046 | 2,039 | 2,061 | 2,012 | 2,034 | 2,012 | 2,013 | 2,021 | 1,993 |
| 5611 Office administrative services                | *     | *     | *     | *     | *     | *     | *     | *     | *     | *     | *     | *     |

KAUAI

| Industry   | Jan   | Feb   | Mar   | Apr   | May   | Jun   | Jul   | Aug   | Sep   | Oct   | Nov   | Dec   |
|--|-------|-------|-------|-------|-------|-------|-------|-------|-------|-------|-------|-------|
| 5612 Facilities support services                 | *     | *     | *     | *     | *     | *     | *     | *     | *     | *     | *     | *     |
| 5613 Employment services                         | 323   | 351   | 338   | 324   | 302   | 310   | 302   | 305   | 292   | 320   | 343   | 332   |
| 5614 Business support services                   | 35    | 38    | 37    | 37    | 38    | 36    | 35    | 35    | 35    | 35    | 34    | 34    |
| 5615 Travel arrangement and reservation services | 260   | 258   | 257   | 268   | 273   | 285   | 287   | 293   | 276   | 259   | 252   | 268   |
| 5616 Investigation and security services         | 125   | 125   | 129   | 125   | 128   | 137   | 130   | 124   | 136   | 139   | 139   | 145   |
| 5617 Services to buildings and dwellings         | 672   | 683   | 679   | 683   | 685   | 684   | 680   | 685   | 678   | 692   | 697   | 670   |
| 5619 Other support services                      | *     | *     | *     | *     | *     | *     | *     | *     | *     | *     | *     | *     |
| 562 Waste management and remediation services    | 62    | 62    | 62    | 64    | 61    | 60    | 59    | 60    | 63    | 62    | 68    | 61    |
| 5621 Waste collection                            | *     | *     | *     | *     | *     | *     | *     | *     | *     | *     | *     | *     |
| 5622 Waste treatment and disposal                | *     | *     | *     | *     | *     | *     | *     | *     | *     | *     | *     | *     |
| 5629 Remediation and other waste services        | *     | *     | *     | *     | *     | *     | *     | *     | *     | *     | *     | *     |
| 61 Educational Services                          | 144   | 146   | 152   | 155   | 156   | 153   | 155   | 144   | 149   | 159   | 154   | 151   |
| 611 Educational services                         | 144   | 146   | 152   | 155   | 156   | 153   | 155   | 144   | 149   | 159   | 154   | 151   |
| 6111 Elementary and secondary schools            | 96    | 106   | 109   | 111   | 112   | 108   | 93    | 102   | 111   | 116   | 111   | 113   |
| 6113 Colleges and universities                   | *     | *     | *     | *     | *     | *     | *     | *     | *     | *     | *     | *     |
| 6114 Business, computer and management training  | *     | *     | *     | *     | *     | *     | *     | *     | *     | *     | *     | *     |
| 6115 Technical and trade schools                 | *     | *     | *     | *     | *     | *     | *     | *     | *     | *     | *     | *     |
| 6116 Other schools and instruction               | 24    | 18    | 23    | 22    | 21    | 22    | 38    | 21    | 18    | 21    | 21    | 18    |
| 6117 Educational support services                | *     | *     | *     | *     | *     | *     | *     | *     | *     | *     | *     | *     |
| 62 Health Care and Social Assistance             | 2,433 | 2,442 | 2,467 | 2,425 | 2,443 | 2,417 | 2,405 | 2,425 | 2,426 | 2,425 | 2,445 | 2,417 |
| 621 Ambulatory health care services              | 861   | 862   | 864   | 864   | 871   | 847   | 855   | 859   | 870   | 871   | 878   | 886   |
| 6211 Offices of physicians                       | 368   | 368   | 371   | 362   | 362   | 360   | 348   | 343   | 351   | 350   | 351   | 355   |
| 6212 Offices of dentists                         | 164   | 169   | 169   | 171   | 174   | 175   | 179   | 172   | 172   | 172   | 173   | 177   |
| 6213 Offices of other health practitioners       | 119   | 120   | 121   | 126   | 125   | 109   | 122   | 131   | 130   | 128   | 132   | 135   |
| 6214 Outpatient care centers                     | 121   | 117   | 117   | 117   | 117   | 115   | 117   | 120   | 119   | 125   | 127   | 125   |
| 6215 Medical and diagnostic laboratories         | *     | *     | *     | *     | *     | *     | *     | *     | *     | *     | *     | *     |
| 6216 Home health care services                   | 33    | 34    | 29    | 33    | 38    | 34    | 35    | 39    | 44    | 43    | 42    | 41    |
| 6219 Other ambulatory health care services       | *     | *     | *     | *     | *     | *     | *     | *     | *     | *     | *     | *     |
| 622 Hospitals                                    | *     | *     | *     | *     | *     | *     | *     | *     | *     | *     | *     | *     |
| 6221 General medical and surgical hospitals      | *     | *     | *     | *     | *     | *     | *     | *     | *     | *     | *     | *     |
| 623 Nursing and residential care facilities      | *     | *     | *     | *     | *     | *     | *     | *     | *     | *     | *     | *     |
| 6231 Nursing care facilities, skilled nursing    | 325   | 326   | 326   | 319   | 317   | 321   | 321   | 324   | 315   | 318   | 321   | 311   |
| 6233 Continuing care, assisted living facilities | *     | *     | *     | *     | *     | *     | *     | *     | *     | *     | *     | *     |
| 6239 Other residential care facilities           | *     | *     | *     | *     | *     | *     | *     | *     | *     | *     | *     | *     |
| 624 Social assistance                            | 650   | 657   | 682   | 641   | 650   | 652   | 649   | 657   | 668   | 650   | 672   | 649   |
| 6241 Individual and family services              | 441   | 442   | 469   | 445   | 449   | 474   | 460   | 456   | 465   | 458   | 470   | 452   |
| 6242 Emergency and other relief services         | 39    | 39    | 39    | 36    | 40    | 37    | 37    | 34    | 35    | 36    | 38    | 37    |
| 6243 Vocational rehabilitation services          | 26    | 28    | 28    | 23    | 22    | 26    | 31    | 26    | 21    | 19    | 18    | 19    |
| 6244 Child day care services                     | 144   | 148   | 146   | 137   | 139   | 115   | 121   | 141   | 147   | 137   | 146   | 141   |
| 71 Arts, Entertainment, and Recreation           | 1,025 | 1,028 | 1,028 | 1,068 | 1,104 | 1,104 | 1,179 | 1,132 | 1,059 | 1,073 | 1,075 | 1,127 |
| 711 Performing arts and spectator sports         | 61    | 64    | 77    | 76    | 89    | 78    | 95    | 76    | 64    | 81    | 81    | 70    |
| 7111 Performing arts companies                   | 52    | 54    | 67    | 67    | 78    | 69    | 85    | 67    | 54    | 72    | 70    | 60    |
| 7112 Spectator sports                            | 7     | 8     | 8     | 7     | 9     | 7     | 8     | 7     | 8     | 6     | 8     | 7     |
| 7113 Promoters of performing arts and sports     | *     | *     | *     | *     | *     | *     | *     | *     | *     | *     | *     | *     |

KAUA'I

| Industry  | Jan   | Feb   | Mar   | Apr   | May   | Jun   | Jul   | Aug   | Sep   | Oct   | Nov   | Dec   |
|---|-------|-------|-------|-------|-------|-------|-------|-------|-------|-------|-------|-------|
| 7115 Independent artists, writers, and performers | *     | *     | *     | *     | *     | *     | *     | *     | *     | *     | *     | *     |
| 712 Museums, historical sites, zoos, and parks    | 201   | 212   | 198   | 196   | 201   | 194   | 203   | 201   | 206   | 206   | 195   | 190   |
| 7121 Museums, historical sites, zoos, and parks   | 201   | 212   | 198   | 196   | 201   | 194   | 203   | 201   | 206   | 206   | 195   | 190   |
| 713 Amusements, gambling, and recreation          | 763   | 752   | 753   | 796   | 814   | 832   | 881   | 855   | 789   | 786   | 799   | 867   |
| 7131 Amusement parks and arcades                  | *     | *     | *     | *     | *     | *     | *     | *     | *     | *     | *     | *     |
| 7139 Other amusement and recreation industries    | *     | *     | *     | *     | *     | *     | *     | *     | *     | *     | *     | *     |
| 72 Accommodation and Food Services                | 7,885 | 7,882 | 7,913 | 7,900 | 8,008 | 8,055 | 8,120 | 8,096 | 7,979 | 8,112 | 8,041 | 8,045 |
| 721 Accommodation                                 | 4,104 | 4,146 | 4,175 | 4,161 | 4,222 | 4,222 | 4,254 | 4,225 | 4,181 | 4,218 | 4,190 | 4,186 |
| 721110 Hotels and motels, except casino hotels    | 3,912 | 3,953 | 3,981 | 3,969 | 4,010 | 4,028 | 4,050 | 4,045 | 4,005 | 4,037 | 4,009 | 4,006 |
| 721191 Bed and breakfast inns                     | *     | *     | *     | *     | *     | *     | *     | *     | *     | *     | *     | *     |
| 721199 All other traveler accommodation           | 182   | 186   | 187   | 183   | 203   | 185   | 196   | 172   | 167   | 172   | 172   | 171   |
| 721211 RV parks and campgrounds                   | *     | *     | *     | *     | *     | *     | *     | *     | *     | *     | *     | *     |
| 721214 Recreational and vacation camps            | *     | *     | *     | *     | *     | *     | *     | *     | *     | *     | *     | *     |
| 722 Food services and drinking places             | 3,781 | 3,736 | 3,738 | 3,739 | 3,786 | 3,833 | 3,866 | 3,871 | 3,798 | 3,894 | 3,851 | 3,859 |
| 722310 Food service contractors                   | *     | *     | *     | *     | *     | *     | *     | *     | *     | *     | *     | *     |
| 722320 Caterers                                   | *     | *     | *     | *     | *     | *     | *     | *     | *     | *     | *     | *     |
| 722330 Mobile food services                       | *     | *     | *     | *     | *     | *     | *     | *     | *     | *     | *     | *     |
| 722410 Drinking places, alcoholic beverages       | *     | *     | *     | *     | *     | *     | *     | *     | *     | *     | *     | *     |
| 722511 Full-service restaurants                   | 2,595 | 2,526 | 2,518 | 2,545 | 2,572 | 2,594 | 2,666 | 2,654 | 2,621 | 2,710 | 2,698 | 2,712 |
| 722513 Limited-service restaurants                | 901   | 910   | 929   | 918   | 931   | 951   | 902   | 921   | 885   | 902   | 866   | 858   |
| 722515 Snack and nonalcoholic beverage bars       | 185   | 207   | 204   | 203   | 205   | 205   | 209   | 211   | 198   | 188   | 199   | 200   |
| 81 Other Services, Except Public                  | 892   | 889   | 912   | 942   | 952   | 941   | 950   | 943   | 961   | 965   | 986   | 993   |
| 811 Repair and maintenance                        | 131   | 128   | 136   | 143   | 149   | 145   | 133   | 136   | 138   | 141   | 147   | 152   |
| 8111 Automotive repair and maintenance            | 100   | 98    | 103   | 110   | 116   | 114   | 104   | 107   | 107   | 111   | 116   | 119   |
| 8112 Electronic equipment repair and maintenance  | *     | *     | *     | *     | *     | *     | *     | *     | *     | *     | *     | *     |
| 8113 Commercial machinery repair and              | *     | *     | *     | *     | *     | *     | *     | *     | *     | *     | *     | *     |
| 8114 Household goods repair and maintenance       | 12    | 12    | 14    | 14    | 13    | 12    | 12    | 11    | 12    | 13    | 14    | 16    |
| 812 Personal and laundry services                 | 242   | 238   | 240   | 248   | 238   | 241   | 251   | 247   | 253   | 258   | 270   | 264   |
| 8121 Personal care services                       | 88    | 87    | 91    | 88    | 87    | 89    | 96    | 91    | 99    | 100   | 104   | 102   |
| 8122 Death care services                          | *     | *     | *     | *     | *     | *     | *     | *     | *     | *     | *     | *     |
| 8123 Drycleaning and laundry services             | *     | *     | *     | *     | *     | *     | *     | *     | *     | *     | *     | *     |
| 8129 Other personal services                      | 66    | 63    | 63    | 67    | 67    | 70    | 74    | 75    | 72    | 76    | 83    | 80    |
| 813 Membership associations and organizations     | 488   | 493   | 505   | 517   | 527   | 520   | 528   | 519   | 528   | 523   | 528   | 535   |
| 8131 Religious organizations                      | 123   | 120   | 122   | 138   | 140   | 127   | 136   | 141   | 144   | 143   | 143   | 146   |
| 8132 Grantmaking and giving services              | *     | *     | *     | *     | *     | *     | *     | *     | *     | *     | *     | *     |
| 8133 Social advocacy organizations                | 46    | 49    | 51    | 52    | 49    | 50    | 48    | 49    | 53    | 55    | 53    | 50    |
| 8134 Civic and social organizations               | *     | *     | *     | *     | *     | *     | *     | *     | *     | *     | *     | *     |
| 8139 Professional and similar organizations       | 268   | 275   | 284   | 276   | 284   | 287   | 287   | 275   | 279   | 270   | 274   | 286   |
| 814 Private households                            | 31    | 30    | 31    | 34    | 38    | 35    | 38    | 41    | 42    | 43    | 41    | 42    |
| 8141 Private households                           | 31    | 30    | 31    | 34    | 38    | 35    | 38    | 41    | 42    | 43    | 41    | 42    |

\* Data suppressed due to confidentiality.

REPORTING UNITS AND EMPLOYMENT BY SIZE OF FIRM

-Excluding Government- (Based on December 2013 Employment)

|                              |                   | TOTAL   | 0-4    | 5-9    | 10-19  | 20-49  | 50-99  | 100-249 | 250-499       | 500-999       | 1000+  |
|------------------------------|-------------------|---------|--------|--------|--------|--------|--------|---------|---------------|---------------|--------|
| STATEWIDE                    | - Reporting Units | 36,834  | 20,822 | 6,704  | 4,435  | 3,025  | 1,121  | 506     | 145           | 58            | 18     |
|                              | Employment        | 509,280 | 33,219 | 44,469 | 59,753 | 91,935 | 78,020 | 74,230  | 49,443        | 39,378        | 38,833 |
| HONOLULU                     | - Reporting Units | 24,791  | 14,007 | 4,330  | 2,993  | 2,118  | 810    | 378     | 95            | 43            | 17     |
|                              | Employment        | 366,866 | 22,183 | 28,861 | 40,411 | 64,581 | 56,904 | 55,391  | 31,834        | 29,197        | 37,504 |
| HAWAII                       | - Reporting Units | 4,769   | 2,665  | 989    | 580    | 347    | 118    | 48      | 17            | 5             |        |
|                              | Employment        | 53,745  | 4,261  | 6,419  | 7,699  | 10,341 | 8,118  | 7,276   | 5,987         | 3,644         |        |
| MAUI                         | - Reporting Units | 5,051   | 2,875  | 982    | 586    | 387    | 129    | 55      | 29            | <b>8*</b>     |        |
|                              | Employment        | 63,264  | 4,661  | 6,517  | 7,951  | 11,682 | 8,715  | 7,632   | 10,174        | <b>5,932*</b> |        |
| KAUAI                        | - Reporting Units | 2,223   | 1,275  | 403    | 276    | 173    | 64     | 25      | 4             | 3             |        |
|                              | Employment        | 25,405  | 2,114  | 2,672  | 3,692  | 5,331  | 4,283  | 3,931   | 1,448         | 1,934         |        |
| NATURAL RESOURCES AND MINING | - Reporting Units | 442     | 201    | 95     | 71     | 53     | 10     | 9       | 3             |               |        |
|                              | Employment        | 6,853   | 357    | 640    | 962    | 1,524  | 706    | 1,423   | 1,241         |               |        |
| CONSTRUCTION                 | - Reporting Units | 3,468   | 2,108  | 596    | 426    | 233    | 66     | 33      | <b>6*</b>     |               |        |
|                              | Employment        | 31,395  | 2,943  | 3,922  | 5,706  | 7,157  | 4,554  | 4,617   | <b>2,496*</b> |               |        |
| MANUFACTURING                | - Reporting Units | 934     | 432    | 197    | 152    | 95     | 31     | 23      | 4             |               |        |
|                              | Employment        | 13,848  | 750    | 1,327  | 2,098  | 2,857  | 2,183  | 3,464   | 1,169         |               |        |

REPORTING UNITS AND EMPLOYMENT BY SIZE OF FIRM

-Excluding Government- (Based on December 2013 Employment)

|  |                   | TOTAL  | 0-4   | 5-9   | 10-19 | 20-49  | 50-99  | 100-249       | 250-499       | 500-999       | 1000+  |
|--|-------------------|--------|-------|-------|-------|--------|--------|---------------|---------------|---------------|--------|
| WHOLESALE TRADE  | - Reporting Units | 2,135  | 1,326 | 361   | 226   | 164    | 42     | <b>16*</b>    |               |               |        |
|  | Employment        | 17,823 | 2,140 | 2,401 | 3,035 | 4,904  | 2,791  | <b>2,552*</b> |               |               |        |
| RETAIL TRADE   | - Reporting Units | 4,453  | 1,863 | 1,147 | 687   | 441    | 191    | 93            | 27            | 4             |        |
|  | Employment        | 73,021 | 3,719 | 7,657 | 9,069 | 13,515 | 13,713 | 13,468        | 9,008         | 2,872         |        |
| TRANSPORTATION AND UTILITIES                                       | - Reporting Units | 1,055  | 449   | 193   | 156   | 151    | 56     | 28            | 13            | <b>9*</b>     |        |
|  | Employment        | 30,263 | 685   | 1,261 | 2,158 | 4,550  | 3,853  | 4,389         | 3,992         | <b>9,375*</b> |        |
| INFORMATION  | - Reporting Units | 676    | 436   | 72    | 71    | 64     | 20     | 9             | <b>4*</b>     |               |        |
|  | Employment        | 9,867  | 480   | 479   | 979   | 1,915  | 1,402  | 1,435         | <b>3,177*</b> |               |        |
| FINANCE AND INSURANCE  | - Reporting Units | 1,598  | 979   | 332   | 174   | 70     | 23     | 16            | <b>4*</b>     |               |        |
|  | Employment        | 15,141 | 1,710 | 2,224 | 2,226 | 2,099  | 1,663  | 2,375         | <b>2,844*</b> |               |        |
| REAL ESTATE AND RENTAL AND LEASING                                 | - Reporting Units | 1,896  | 1,339 | 299   | 141   | 76     | 34     | <b>7*</b>     |               |               |        |
|  | Employment        | 12,069 | 2,324 | 1,914 | 1,921 | 2,319  | 2,370  | <b>1,221*</b> |               |               |        |
| PROFESSIONAL AND TECHNICAL SERVICES                                | - Reporting Units | 4,424  | 3,307 | 551   | 313   | 182    | 52     | 16            | <b>3*</b>     |               |        |
|  | Employment        | 24,712 | 4,458 | 3,615 | 4,170 | 5,490  | 3,584  | 2,105         | <b>1,290*</b> |               |        |
| MANAGEMENT OF COMPANIES AND ENTERPRISES                            | - Reporting Units | 440    | 225   | 62    | 71    | 43     | 22     | 13            | <b>4*</b>     |               |        |
|  | Employment        | 8,358  | 335   | 409   | 996   | 1,336  | 1,586  | 1,978         | <b>1,718*</b> |               |        |
| ADMINISTRATIVE & SUPPORT & WASTE MANAGEMENT & REMEDIATION SERVICES | - Reporting Units | 2,369  | 1,463 | 346   | 227   | 165    | 84     | 56            | 21            | 4             | 3      |
|  | Employment        | 48,937 | 2,096 | 2,249 | 3,061 | 5,175  | 5,658  | 8,569         | 7,082         | 2,382         | 12,665 |
| EDUCATIONAL SERVICES   | - Reporting Units | 692    | 384   | 98    | 90    | 72     | 23     | 16            | 4             | <b>5*</b>     |        |
|  | Employment        | 13,779 | 472   | 653   | 1,215 | 2,316  | 1,511  | 2,246         | 1,333         | <b>4,033*</b> |        |

REPORTING UNITS AND EMPLOYMENT BY SIZE OF FIRM

-Excluding Government- (Based on December 2013 Employment)

|  |                   | TOTAL   | 0-4   | 5-9   | 10-19  | 20-49  | 50-99  | 100-249 | 250-499 | 500-999 | 1000+  |
|--|-------------------|---------|-------|-------|--------|--------|--------|---------|---------|---------|--------|
| HEALTH CARE AND SOCIAL ASSISTANCE            | - Reporting Units | 3,764   | 1,916 | 929   | 478    | 244    | 103    | 59      | 20      | 9       | 6      |
|  | Employment        | 64,809  | 3,709 | 6,147 | 6,402  | 7,361  | 7,055  | 9,169   | 6,754   | 6,158   | 12,054 |
| ARTS, ENTERTAINMENT AND RECREATION           | - Reporting Units | 629     | 326   | 103   | 62     | 77     | 37     | 19      | 5*      |         |        |
|  | Employment        | 11,985  | 434   | 706   | 819    | 2,354  | 2,542  | 2,746   | 2,384*  |         |        |
| ACCOMODATIONS AND FOOD SERVICES              | - Reporting Units | 3,698   | 1,068 | 689   | 790    | 732    | 291    | 72      | 32      | 20      | 4      |
|  | Employment        | 101,064 | 1,971 | 4,709 | 10,949 | 22,346 | 20,377 | 9,697   | 12,040  | 13,425  | 5,550  |
| OTHER SERVICES, EXCEPT PUBLIC ADMINISTRATION | - Reporting Units | 3,761   | 2,604 | 631   | 299    | 163    | 36     | 5*      |         |         |        |
|  | Employment        | 25,126  | 4,440 | 4,138 | 3,971  | 4,717  | 2,472  | 2,045*  |         |         |        |
| UNCLASSIFIED                                 | - Reporting Units | 400     | 400*  |       |        |        |        |         |         |         |        |
|  | Employment        | 230     | 230*  |       |        |        |        |         |         |         |        |

\* Data from larger classes were combined to prevent the disclosure of confidential information.

NOTE: Multi-establishment employers are counted for each worksite reported, except for the construction industry, which reports separately only for major projects. Some worksites are further distributed by industrial classification.

EMPLOYERS AND EMPLOYMENT BY SIZE OF EMPLOYER

-Excluding Government- (Based on December 2013 Employment)

|                              |                  | TOTAL   | 0-4    | 5-9    | 10-19  | 20-49  | 50-99  | 100-249       | 250-499       | 500-999       | 1000+   |
|------------------------------|------------------|---------|--------|--------|--------|--------|--------|---------------|---------------|---------------|---------|
| STATEWIDE                    | - Employer Units | 30,469  | 18,612 | 5,066  | 3,098  | 2,141  | 792    | 480           | 159           | 70            | 51      |
|                              | Employment       | 509,280 | 28,620 | 33,434 | 41,700 | 65,491 | 55,260 | 73,636        | 54,820        | 50,942        | 105,377 |
| HONOLULU                     | - Employer Units | 21,213  | 12,817 | 3,455  | 2,185  | 1,562  | 593    | 378           | 124           | 52            | 47      |
|                              | Employment       | 399,765 | 19,859 | 22,870 | 29,489 | 47,882 | 41,534 | 58,078        | 42,589        | 38,234        | 99,230  |
| HAWAII                       | - Employer Units | 3,649   | 2,254  | 686    | 364    | 219    | 71     | 40            | 9             | <b>6*</b>     |         |
|                              | Employment       | 38,480  | 3,358  | 4,442  | 4,814  | 6,633  | 4,947  | 6,215         | 3,209         | <b>4,862*</b> |         |
| MAUI                         | - Employer Units | 3,924   | 2,487  | 656    | 369    | 250    | 87     | 42            | 21            | 9             | 3       |
|                              | Employment       | 51,389  | 3,796  | 4,342  | 4,999  | 7,612  | 5,962  | 6,259         | 7,161         | 6,281         | 4,977   |
| KAUAI                        | - Employer Units | 1,683   | 1,054  | 269    | 180    | 110    | 41     | 20            | 5             | 4             |         |
|                              | Employment       | 19,646  | 1,607  | 1,780  | 2,398  | 3,364  | 2,817  | 3,084         | 1,861         | 2,735         |         |
| NATURAL RESOURCES AND MINING | - Employer Units | 393     | 182    | 84     | 65     | 45     | 6      | <b>11*</b>    |               |               |         |
|                              | Employment       | 6,683   | 324    | 567    | 885    | 1,304  | 404    | <b>3,199*</b> |               |               |         |
| CONSTRUCTION                 | - Employer Units | 3,149   | 1,926  | 523    | 378    | 222    | 59     | 31            | <b>10*</b>    |               |         |
|                              | Employment       | 30,248  | 2,612  | 3,450  | 5,085  | 6,840  | 4,097  | 4,489         | <b>3,675*</b> |               |         |
| MANUFACTURING                | - Employer Units | 857     | 410    | 178    | 128    | 88     | 24     | 21            | 8             |               |         |
|                              | Employment       | 13,587  | 696    | 1,195  | 1,783  | 2,639  | 1,644  | 3,130         | 2,500         |               |         |



EMPLOYERS AND EMPLOYMENT BY SIZE OF EMPLOYER

-Excluding Government- (Based on December 2013 Employment)

|  |                  | TOTAL  | 0-4   | 5-9   | 10-19 | 20-49 | 50-99         | 100-249       | 250-499       | 500-999       | 1000+  |
|--|------------------|--------|-------|-------|-------|-------|---------------|---------------|---------------|---------------|--------|
| WHOLESALE TRADE  | - Employer Units | 1,867  | 1,202 | 295   | 176   | 133   | 35            | <b>26*</b>    |               |               |        |
|  | Employment       | 17,118 | 1,856 | 1,963 | 2,373 | 4,041 | 2,265         | <b>4,620*</b> |               |               |        |
| RETAIL TRADE   | - Employer Units | 2,904  | 1,498 | 611   | 347   | 246   | 86            | 74            | 18            | 14            | 10     |
|  | Employment       | 75,026 | 2,806 | 4,029 | 4,632 | 7,649 | 6,174         | 11,852        | 5,985         | 10,479        | 21,420 |
| TRANSPORTATION AND UTILITIES                                       | - Employer Units | 817    | 378   | 151   | 107   | 88    | 47            | 22            | 16            | 4             | 4      |
|  | Employment       | 29,935 | 555   | 987   | 1,486 | 2,671 | 3,389         | 3,494         | 5,650         | 2,801         | 8,902  |
| INFORMATION  | - Employer Units | 528    | 376   | 50    | 44    | 29    | 12            | 11            | 3             | 3             |        |
|  | Employment       | 9,697  | 395   | 327   | 572   | 861   | 950           | 1,724         | 1,204         | 3,664         |        |
| FINANCE AND INSURANCE  | - Employer Units | 1,022  | 731   | 126   | 64    | 50    | 20            | 23            | 3             | <b>5*</b>     |        |
|  | Employment       | 17,878 | 1,158 | 829   | 855   | 1,511 | 1,464         | 3,233         | 912           | <b>7,916*</b> |        |
| REAL ESTATE AND RENTAL AND LEASING                                 | - Employer Units | 1,578  | 1,163 | 220   | 103   | 52    | 28            | 7             | <b>5*</b>     |               |        |
|  | Employment       | 11,572 | 1,947 | 1,403 | 1,414 | 1,486 | 1,944         | 981           | <b>2,397*</b> |               |        |
| PROFESSIONAL AND TECHNICAL SERVICES                                | - Employer Units | 4,148  | 3,157 | 483   | 281   | 156   | 48            | 20            | 3             |               |        |
|  | Employment       | 22,809 | 4,210 | 3,156 | 3,732 | 4,686 | 3,350         | 2,804         | 871           |               |        |
| MANAGEMENT OF COMPANIES AND ENTERPRISES                            | - Employer Units | 195    | 142   | 17    | 20    | 9     | <b>7*</b>     |               |               |               |        |
|  | Employment       | 2,258  | 174   | 109   | 285   | 296   | <b>1,394*</b> |               |               |               |        |
| ADMINISTRATIVE & SUPPORT & WASTE MANAGEMENT & REMEDIATION SERVICES | - Employer Units | 2,171  | 1,361 | 295   | 199   | 152   | 78            | 54            | 19            | 7             | 6      |
|  | Employment       | 56,389 | 1,894 | 1,922 | 2,699 | 4,762 | 5,235         | 8,457         | 6,362         | 4,849         | 20,209 |
| EDUCATIONAL SERVICES   | - Employer Units | 613    | 365   | 84    | 71    | 55    | 15            | 15            | 3             | <b>5*</b>     |        |
|  | Employment       | 14,564 | 431   | 556   | 937   | 1,732 | 1,029         | 2,241         | 978           | <b>6,660*</b> |        |

EMPLOYERS AND EMPLOYMENT BY SIZE OF EMPLOYER

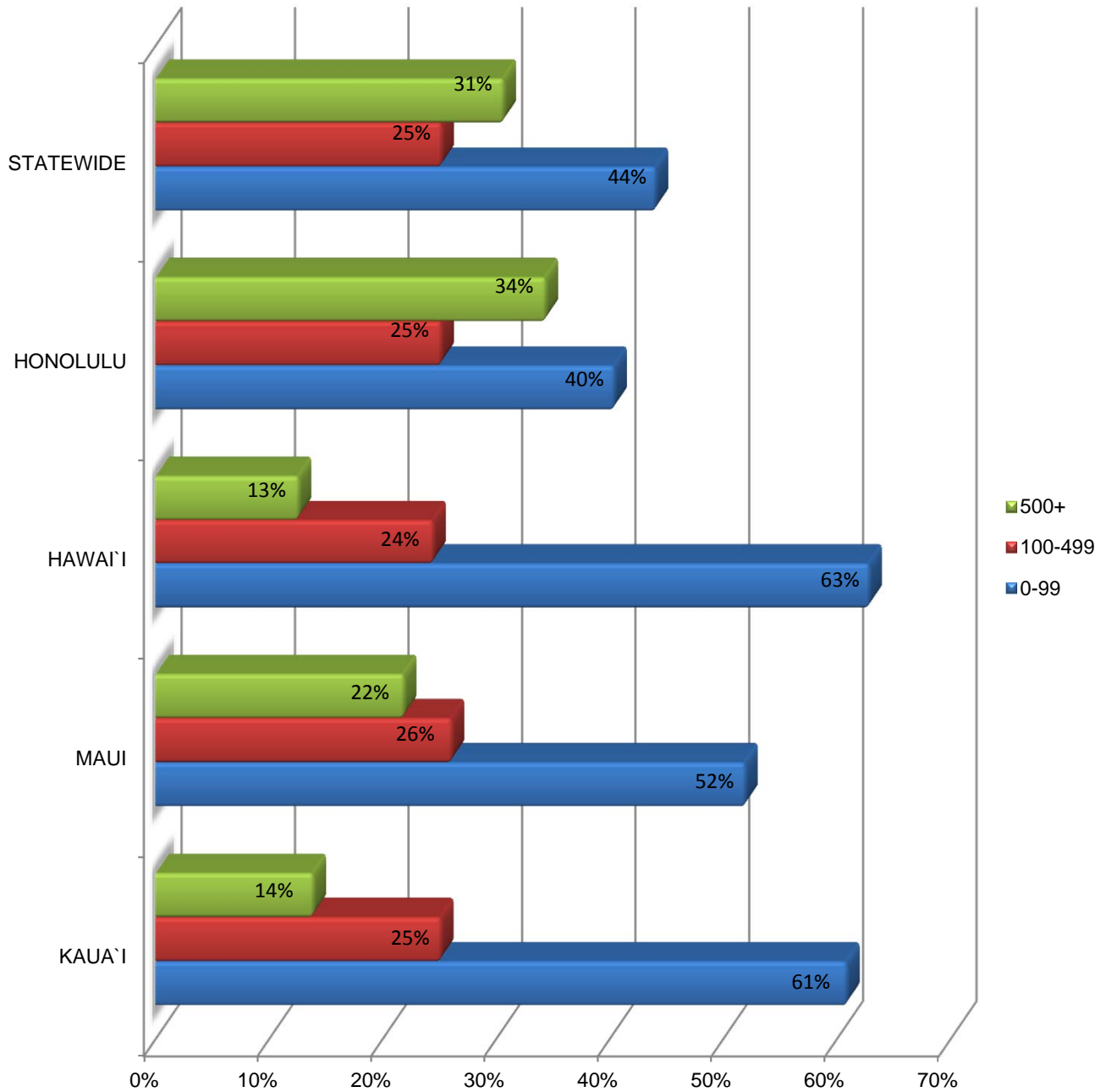
-Excluding Government- (Based on December 2013 Employment)

|  |                  | TOTAL   | 0-4         | 5-9   | 10-19 | 20-49  | 50-99  | 100-249 | 250-499       | 500-999 | 1000+  |
|--|------------------|---------|-------------|-------|-------|--------|--------|---------|---------------|---------|--------|
| HEALTH CARE AND SOCIAL ASSISTANCE            | - Employer Units | 3,023   | 1,666       | 746   | 288   | 142    | 78     | 60      | 25            | 11      | 7      |
|  | Employment       | 64,131  | 3,178       | 4,926 | 3,773 | 4,452  | 5,608  | 9,356   | 8,938         | 7,648   | 16,252 |
| ARTS, ENTERTAINMENT AND RECREATION           | - Employer Units | 561     | 300         | 88    | 56    | 64     | 30     | 19      | <b>4*</b>     |         |        |
|  | Employment       | 10,229  | 385         | 601   | 740   | 1,930  | 2,102  | 2,782   | <b>1,689*</b> |         |        |
| ACCOMODATIONS AND FOOD SERVICES              | - Employer Units | 2,882   | 992         | 580   | 516   | 464    | 187    | 69      | 39            | 23      | 12     |
|  | Employment       | 102,042 | 1,814       | 3,915 | 7,045 | 14,388 | 12,852 | 10,580  | 14,451        | 16,785  | 20,212 |
| OTHER SERVICES, EXCEPT PUBLIC ADMINISTRATION | - Employer Units | 3,361   | 2,367       | 532   | 254   | 146    | 34     | 20      | <b>8*</b>     |         |        |
|  | Employment       | 24,884  | 3,989       | 3,481 | 3,388 | 4,243  | 2,399  | 2,954   | <b>4,430*</b> |         |        |
| UNCLASSIFIED                                 | - Employer Units | 400     | <b>400*</b> |       |       |        |        |         |               |         |        |
|  | Employment       | 230     | <b>230*</b> |       |       |        |        |         |               |         |        |

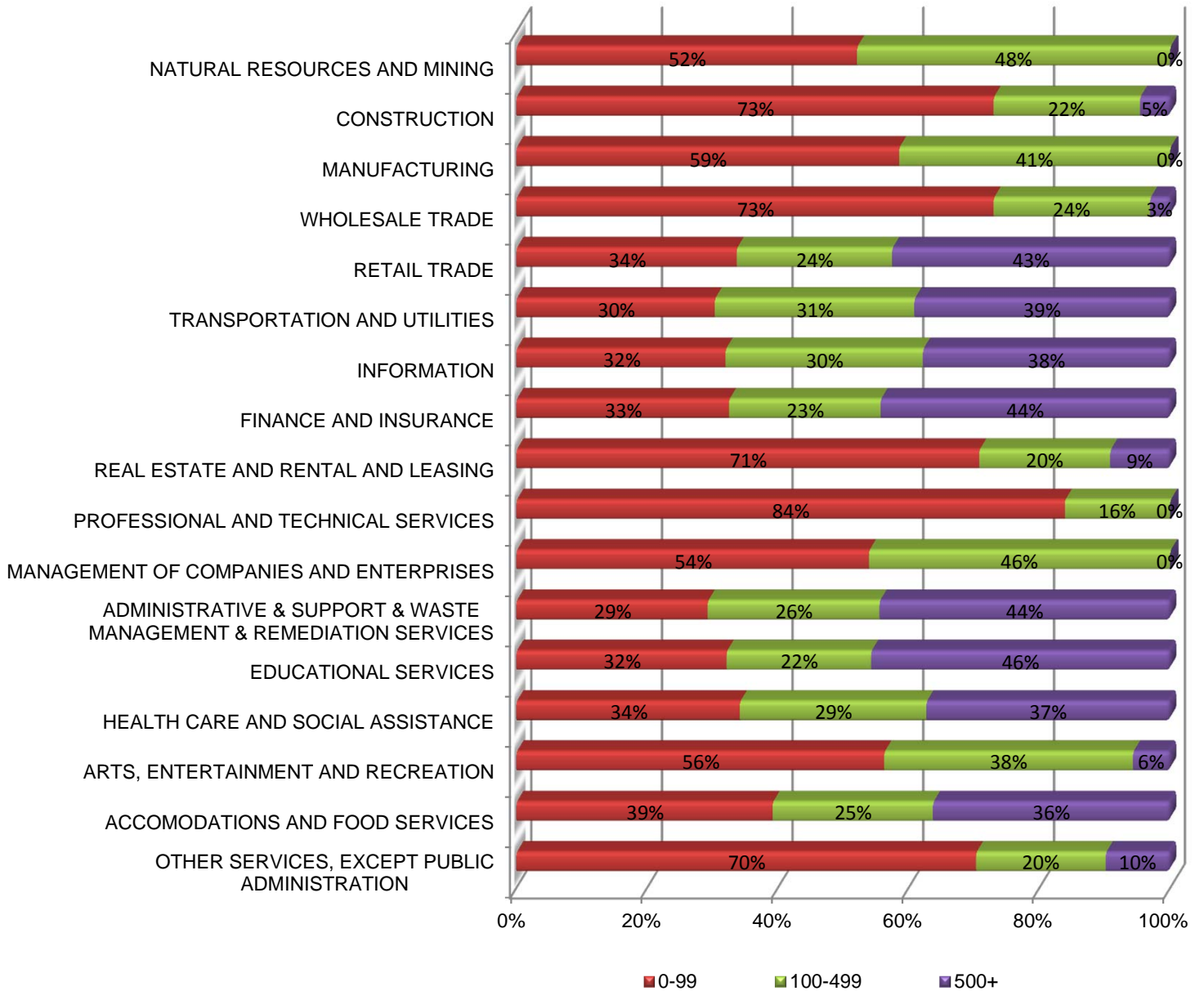
\* Data from larger classes were combined to prevent the disclosure of confidential information.

NOTE: An employer unit may include more than one worksite. For example, a retail company with five stores would be counted for each store under reporting units, but only once under employer units at the primary location. Thus, employer units tend to consolidate employment in Honolulu County.

### DISTRIBUTION OF EMPLOYMENT BY SIZE OF EMPLOYER BY COUNTY



## DISTRIBUTION OF EMPLOYMENT BY SIZE OF EMPLOYER BY INDUSTRY



## NAICS SECTORS & DESCRIPTIONS

NAICS classifies all economic activities into 20 sectors. The NAICS sectors, their two-digit codes, and the distinguishing activities of each are:

**11 Agriculture, Forestry, Fishing and Hunting**—Activities of this sector are growing crops, raising animals, harvesting timber, and harvesting fish and other animals from farms, ranches, or the animals' natural habitats.

**21 Mining**—Activities of this sector are extracting naturally occurring mineral solids, such as coal and ore; liquid minerals, such as crude petroleum; and gases, such as natural gas; and beneficiating (e.g., crushing, screening, washing, and flotation) and other preparation at the mine site, or as part of mining activity.

**22 Utilities**—Activities of this sector are generating, transmitting, and/or distributing electricity, gas, steam, and water and removing sewage through a permanent infrastructure of lines, mains, and pipe.

**23 Construction**—Activities of this sector are erecting buildings and other structures (including additions); heavy construction other than buildings; and alterations, reconstruction, installation, and maintenance and repairs.

**31-33 Manufacturing**—Activities of this sector are the mechanical, physical, or chemical transformation of material, substances, or components into new products.

**42 Wholesale Trade**—Activities of this sector are selling or arranging for the purchase or sale of goods for resale; capital or durable nonconsumer goods; and raw and intermediate materials and supplies used in production, and providing services incidental to the sale of the merchandise. The merchandise described in this sector includes the outputs of agriculture, mining, manufacturing, and certain information industries, such as publishing. This sector comprises two main types of wholesalers: merchant wholesalers that sell goods on their own account and business to business electronic markets, agents, and brokers that arrange sales and purchases for others generally for a commission or fee.

**44-45 Retail Trade**—Activities of this sector are retailing merchandise generally in small quantities to the general public and providing services incidental to the sale of the merchandise.

**48-49 Transportation and Warehousing**—Activities of this sector are providing transportation of passengers and cargo, warehousing and storing goods, scenic and sightseeing transportation, and supporting these activities. Establishments in these industries use transportation equipment or transportation related facilities as a productive asset. The modes of transportation are air, rail, water, road, and pipeline. Warehousing establishments in this sector are distinguished from merchant wholesaling in that the warehouse establishments do not sell the goods.

**51 Information**—Activities of this sector are: (a) producing and distributing information and cultural products, (b) providing the means to transmit or distribute these products as well as data or communications, and (c) processing data. The main components of this sector are the publishing industries, including software publishing, the motion picture and sound recording industries, the broadcasting and telecommunications industries, and the information services and data processing industries.

**52 Finance and Insurance**—Activities of this sector involve the creation, liquidation, or change in ownership of financial assets (financial transactions) and/or facilitating financial transactions.

**53 Real Estate and Rental and Leasing**—Activities of this sector are renting, leasing, or otherwise allowing the use of tangible or intangible assets, and establishments providing related services. The major portion of this sector comprises establishments that rent, lease, or otherwise allow the use of their own assets by others. Included in this sector are establishments that provide a wide array of tangible goods, such as automobiles, computers, consumer goods, and industrial machinery and equipment, to consumers in return for a periodic rental or lease payment. This sector also includes establishments primarily engaged in managing real estate for others, selling, renting and/or buying real estate for others, and appraising real estate.

**54 Professional, Scientific, and Technical Services**—Activities of this sector are performing professional, scientific, and technical services for the operations of other organizations. These activities require a high degree of expertise and training. The establishments in this sector specialize according to expertise and provide these services to clients in a variety of industries and, in some cases, to households.

**55 Management of Companies and Enterprises**—Activities of this sector are the holding of securities of companies and enterprises, for the purpose of owning controlling interest or influencing their management decision, or administering, overseeing, and managing other establishments of the same company or enterprise and normally undertaking the strategic or organizational planning and decision-making of the company or enterprise. Establishments that administer, oversee, and manage may hold the securities of the company or enterprise.

**56 Administrative and Support and Waste Management and Remediation Services**—Activities of this sector are performing routine support activities for the day-to-day operations of other organizations. These essential activities are often undertaken in-house by establishments in many sectors of the economy. The establishments in this sector specialize in one or more of these support activities and provide these services to clients in a variety of industries and, in some cases, to households. Activities performed include: office administration, hiring and placing of personnel, solicitation, collection, security and surveillance services, cleaning, and waste disposal services. The industries in this sector cannot be viewed as strictly support. The Travel Arrangement and Reservation Services industry includes travel agents, tour operators, and providers of other travel arrangement services, such as hotel and restaurant reservations and arranging the purchase of tickets, serves many clients, including individual consumers. This group was placed in this sector because services are often of the “support” nature and businesses and other organizations are increasingly the ones purchasing such services.

**61 Educational Services**—Activities of this sector are providing instruction and training in a wide variety of subjects. This instruction and training is provided by specialized establishments, such as schools, colleges, universities, and training centers.

**62 Health Care and Social Assistance**—Activities of this sector are providing health care and social assistance for individuals. The services provided by establishments in this sector are delivered by trained professionals. All industries in the sector share this commonality of process, namely, labor inputs of health practitioners or social workers with the requisite expertise. Many of the industries in the sector are defined based on the educational degree held by the practitioners included in the industry.

**71 Arts, Entertainment, and Recreation**—Activities of this sector are operating or providing services to meet varied cultural, entertainment, and recreational interests of their patrons. This sector comprises (1) establishments that are involved in producing, promoting, or participating in live performances, events, or exhibits intended for public viewing; (2) establishments that preserve and exhibit objects and sites of historical, cultural, or educational interest; and (3) establishments that operate facilities or provide services that enable patrons to participate in recreational activities or pursue amusement, hobby, and leisure time interests.

**72 Accommodation and Food Services**—Activities of this sector are providing customers with lodging and/or preparing meals, snacks, and beverages for immediate consumption.

**81 Other Services (except Public Administration)**—Activities of this sector are providing services not elsewhere specified, including repairs, religious activities, grantmaking, advocacy, laundry, personal care, death care, and other personal services. Establishments in this sector are primarily engaged in activities, such as equipment and machinery repairing, promoting or administering religious activities, grantmaking, advocacy, and providing drycleaning and laundry services, personal care services, death care services, pet care services, photofinishing services, temporary parking services, and dating services. Private households that engage in employing workers on or about the premises in activities primarily concerned with the operation of the household are included in this sector.

**92 Public Administration**—Activities of this sector are administration, management, and oversight of public programs by Federal, State, and local governments.

## Technical Notes

The data in this Employment and Payrolls series is compiled as a by-product of a federally required report, the Quarterly Census of Employment and Wages Program (commonly referred to as QCEW program and formerly known as ES-202). The QCEW program summarizes employer contribution reports which are submitted quarterly by employers subject to Unemployment Insurance under Hawai'i Employment Security Law and Unemployment Compensation for Federal Employees (UCFE). Subject employers include Federal, State, and County governments in addition to private industry employers. Only civilian employment data covered by UCFE is reported in the QCEW and federal government installations with less than 100 employees are not required to report.

Beginning with the release of data for 2001, the QCEW program introduced the 2002 version of the North American Industry Classification System (NAICS) as the basis for the assignment and tabulation of economic data by industry. NAICS is the product of a cooperative effort on the part of the statistical agencies of the United States, Canada, and Mexico. Previous reports in this series on covered employment and wage data which date back to 1951 were tabulated based on the Standard Industrial Classification (SIC) industry coding system. Due to the differences between the NAICS and SIC structures, data for 2001 will not be comparable with the SIC-based data for earlier years. In 2007, the QCEW program used the 2007 version of North American Industry Classification System (NAICS) as the basis for the assignment and tabulation of economic data by industry. NAICS 2007 includes revisions to NAICS 2002 across several sectors. The most significant revisions are in the Information Sectors particularly within the Telecommunications area. With the release of the 2011 data, QCEW is now using the 2012 North American Industry Classification System or NAICS 2012 as the basis for the assignment and tabulation of economic data by industry. The conversion to NAICS 2012 resulted in changes within the Manufacturing and the Retail trade sectors, as well as within the Utilities and the Leisure and hospitality sectors. Several industry titles and descriptions also were updated.

NAICS uses a hierarchical structure. It uses a six-digit classification code that allows greater flexibility in the coding structure. The first two digits of the six digit code designate the highest level of aggregation, with 20 such two-industry sectors. Three NAICS sectors include more than one 2-digit identifiers. Manufacturing includes codes 31-33, Retail trade comprises 44-45, and Transportation and warehousing encompasses 48-49. The third digit represents the subsector. The fourth digit of the NAICS code represents the industry group level. The fifth digit in the NAICS code represents the international-industry level. In most cases, there will be comparability between classifications of the United States, Canada, and Mexico at the five-digit level. The sixth digit designates national detail. This allows the flexibility to create more in depth statistics for the industries that hold particular importance in each country. Most six digit industries end in a zero, thus signifying that there is no additional detail below the five digits. However, some six-digit industries end in a number other than zero, meaning that the fifth digit was split into two or more U.S. industries.<sup>i</sup> (Due to confidentiality issues in the Hawai'i data tabulations, this six digit level detail is only visible in the Accommodation and Food Services Sector.) In addition to the new groups, or sectors, created by the NAICS Manual, the Bureau of Labor Statistics (BLS) and its partner agencies have further assembled NAICS sectors, extending the sector structure upwards. These extensions aggregate the individual NAICS sectors into supersectors, and above this supersector level are two more aggregations, the commonly used domain known as *goods-producing* and *service-providing*. Domains and supersectors will be used when sufficient data do not exist to publish at the sector level.<sup>ii</sup> For detailed NAICS descriptions, see the NAICS manual and tables available on the U.S. Census website at <http://www.census.gov/epcd/www/naics.html>.

The four counties in this series are Honolulu (O'ahu), Hawai'i, Maui (Moloka'i, Lana'i, Maui), and Kaua'i. Employers with unidentified physical locations have been combined in Honolulu County for reporting purposes. In particular, motion picture and television film production, which may change location from one project to another or within a single project, has been included in Honolulu County when a location is not identified. Prior to 1982, distribution of Federal wages by county was not available.

Employment reflects the number of employees who worked for employers subject to Unemployment Insurance, technically referred to as covered employment. It represents all full-time and part-time employees who worked during or received pay for the payroll period including the twelfth of each month. Persons on the payrolls of more than one establishment during the same reference week are counted for each establishment. Due to rounding in the computation of averages, individual data may not add up to the totals. Wages include all remuneration paid to

covered civilian workers. Pay differences between industries may reflect hours of work and other factors such as seasonality. For example, average annual wages for retail trade is affected by the relatively large percentage of part-time workers. Average annual wages are computed by dividing total wages by the corresponding average annual employment.

Beginning in 1991, employment and wage data in this series was collected at the establishment level. Previously, employment and wage data was collected at the county level. Employment and wage data of employers with multiple worksites or engaged in more than one type of activity by industrial classification are distributed by supplementary statistical reports, primarily the Multiple Worksite Report, submitted by such multi-establishment employers. The data are further supplemented by other information from telephone contacts and correspondence.

"Reporting units" is a count of all reporting employer establishments. However, some multi-establishment employers are counted only once, and some, which have been distributed by worksite and industrial classification, are counted for each worksite and industry group. Some of the fluctuation in reporting units from year to year may be attributable to breakouts and consolidation of worksite and industry establishments. Multi-establishment employers are counted for each worksite, except for the construction industry, which reports separately only for major projects. "Employer Units" presented in the table of Employers and Employment by Size of Employer is the count of employers as registered with Unemployment Insurance. Employer units consolidate establishments for employers with multiple worksites and classify employers engaged in more than one type of business activity according to their primary activity and employers engaged in business in more than one county according to their primary county location.

The Confidential Information Protection and Statistical Efficiency Act (CIPSEA) of 2002 (Title V of Public Law 107-347) requires that information acquired by the BLS under a pledge of confidentiality for exclusively statistical purposes shall be used by BLS officers, employees, and agents for statistical purposes only. Section 383-95 of the Hawai'i Employment Security Law provides that any information obtained from any employing unit cannot be disclosed in any manner revealing the firm's identity. All data disclosing individual employing units are represented by an asterisk.

Comparability with other issues. Issues of the Annual Employment and Payrolls date back to 1951. Incongruity is apparent: due to changes in the unemployment insurance laws, changes in the industry coding manuals, changes in federal interpretations of the manuals, noneconomic changes in area and industry classification as adjusted by the Annual Refiling Survey, and changes in the report format. With the introduction of NAICS in 2001, and due to the differences between the NAICS and SIC structures, data for 2001 will not be comparable with the SIC-based data for earlier years. Adjustments need to be made or shortcomings need to be stipulated when using this series in trend analysis.

Comparability with other data. The *Employment and Payrolls* Report defines employment as the number of workers, covered by Hawai'i Employment Security Law, who worked during or received pay for the payroll period which includes the twelfth of the month, reported by place of work (job count). The *Employment and Payrolls* Report does not include the self-employed. Other reports published by the Department of Labor and Industrial Relations that present employment data may show slightly different figures. For example, the *Labor Force Data Book* defines labor force employment as the actual number of persons working. Therefore, a person may be counted more than once in the *Employment and Payrolls* Report, but only once in labor force employment. Also, the *Labor Force Data Book* defines jobcount as the number of paid employees by establishment. This includes all employees regardless of Unemployment Insurance coverage and differs from the *Employment and Payrolls* Report, which excludes non-covered workers such as certain student hires.

---

<sup>i</sup> See James A. Walker and John B. Murphy, "Implementing the North American Industry Classification System at BLS"

<sup>ii</sup> See David R. H. Hiles, "A first look at employment and wages using NAICS"



State of Hawai'i  
Department of Labor and Industrial Relations  
Research and Statistics Office  
P.O. Box 3680  
Honolulu, Hawai'i 96811-3680

---