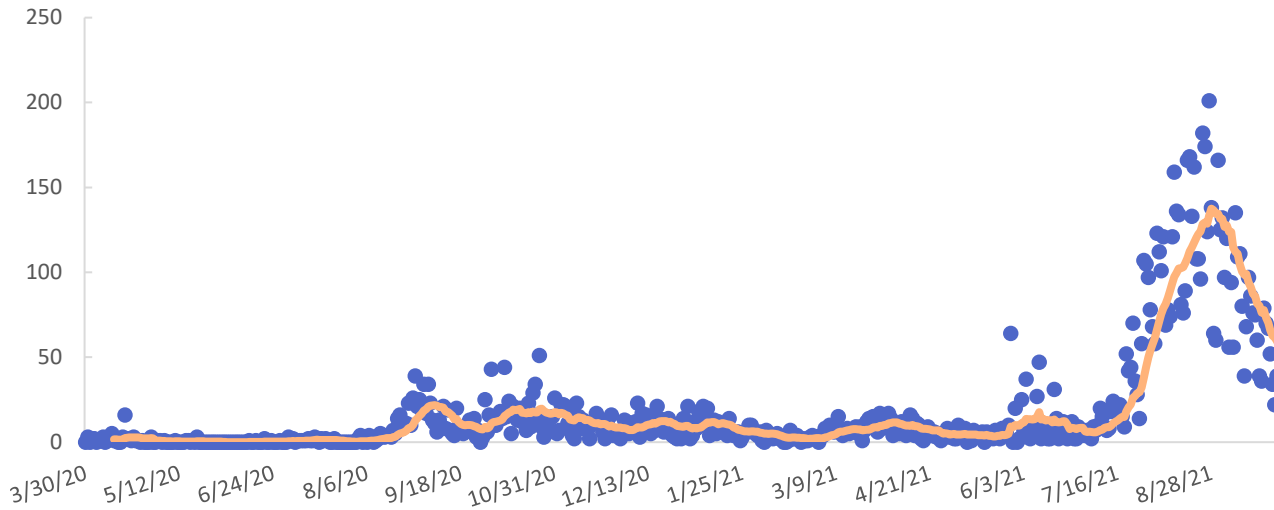




Issued September 30, 2021

COVID-19 Metrics

New known cases and 14-day moving average



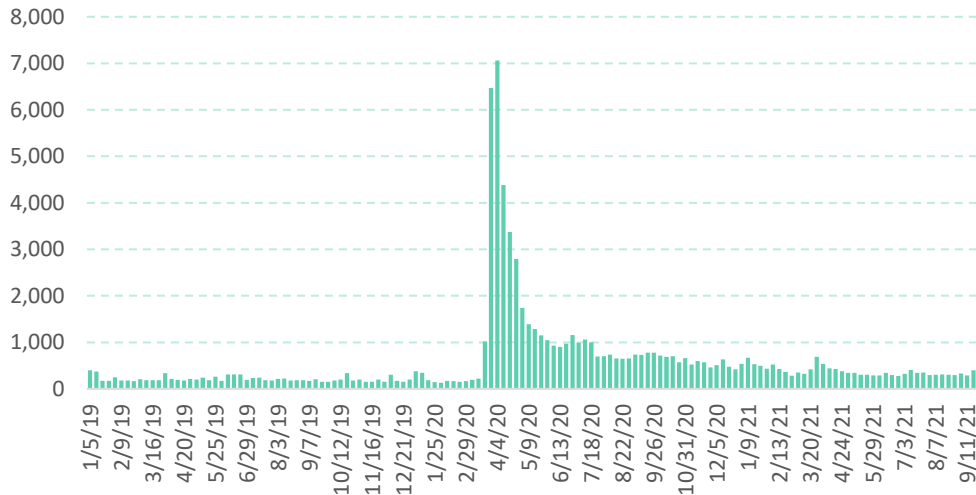
Case metrics	Cumulative total	Per 100K population
Cases	10,006	4,965
Hospitalizations	470	233
Deaths	90	45

People vaccinated	Number	Percent
At least 1 dose	150,467	74.7
Completed	127,839	63.4

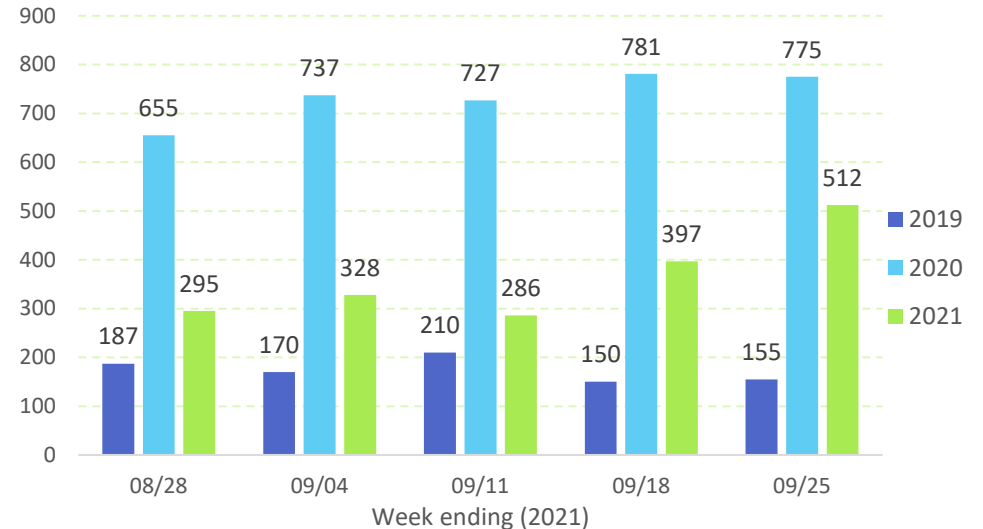
For latest data available as of September 30, 2021.

Initial Unemployment Claims

Claims, 2019-2021

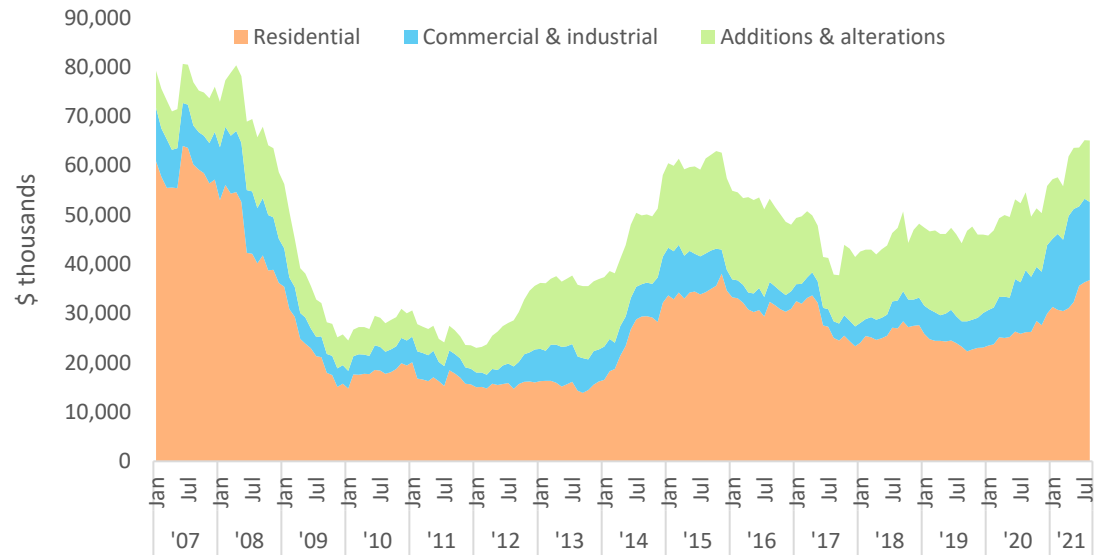


Claims, 3-year comparison



Construction

Private building permits (values in \$ thousands)*



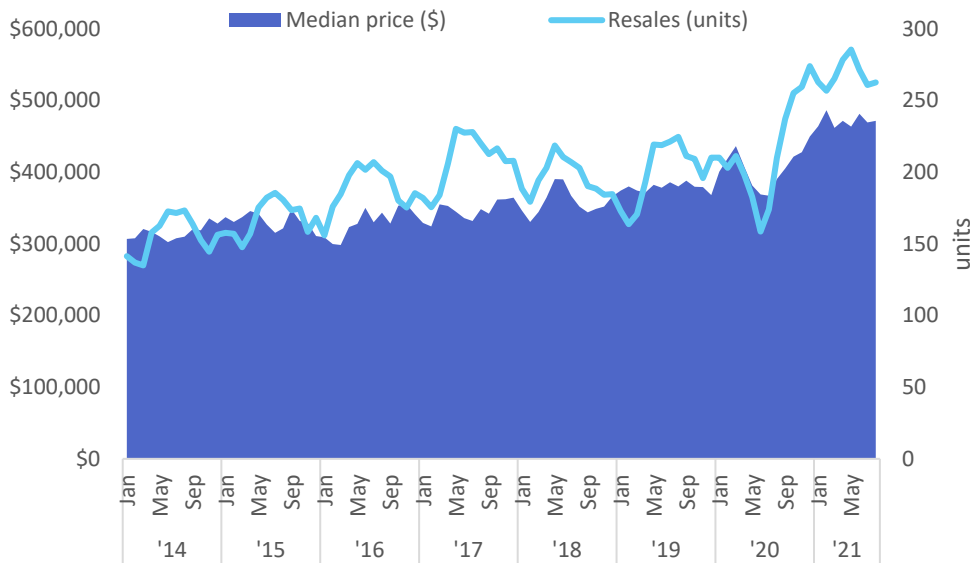
*12 month moving average

	Aug. 2021	Aug. 2020	% Change from Aug. 2020
Total private permits	NA	65,927	NA
Residential	NA	31,581	NA
Commercial & industrial	NA	28,515	NA
Additions & alterations	NA	5,830	NA

Permit values in \$ thousands.

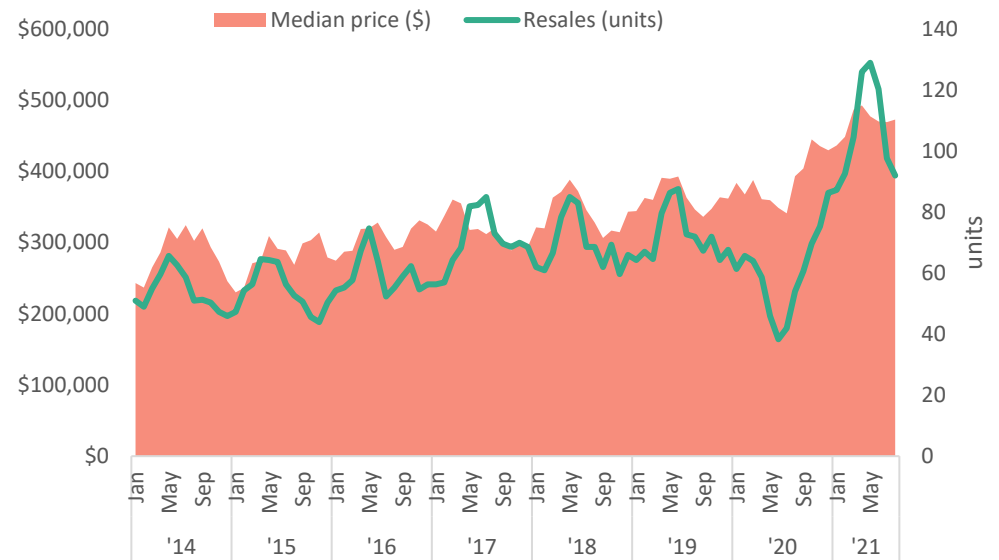
Housing Market

Single family home market*



*3 month moving average

Condo/Apartment/Townhouse market*



*3 month moving average

Data

Hawaii State Department of Health, [Hawaii COVID-19 Data](#)

Hawaii Emergency Management Agency, [COVID-19 Information Hub](#)

Hawaii Department of Business, Economic Development & Tourism, [Weekly Unemployment Updates](#)

Hawaii Department of Business, Economic Development & Tourism, [Economic Data Warehouse](#)

Hawaii Department of Business, Economic Development & Tourism, [Tourism Data Warehouse](#)

Starting in August 2021, 2020 Decennial Census figures were used to calculate rates per 100,000 population for COVID-19 metrics. Prior to August 2021, U.S. Census Bureau Population Estimates were used.

"Completed" vaccinations are two doses of the Pfizer or Moderna vaccine or a single dose of the Johnson & Johnson vaccine.