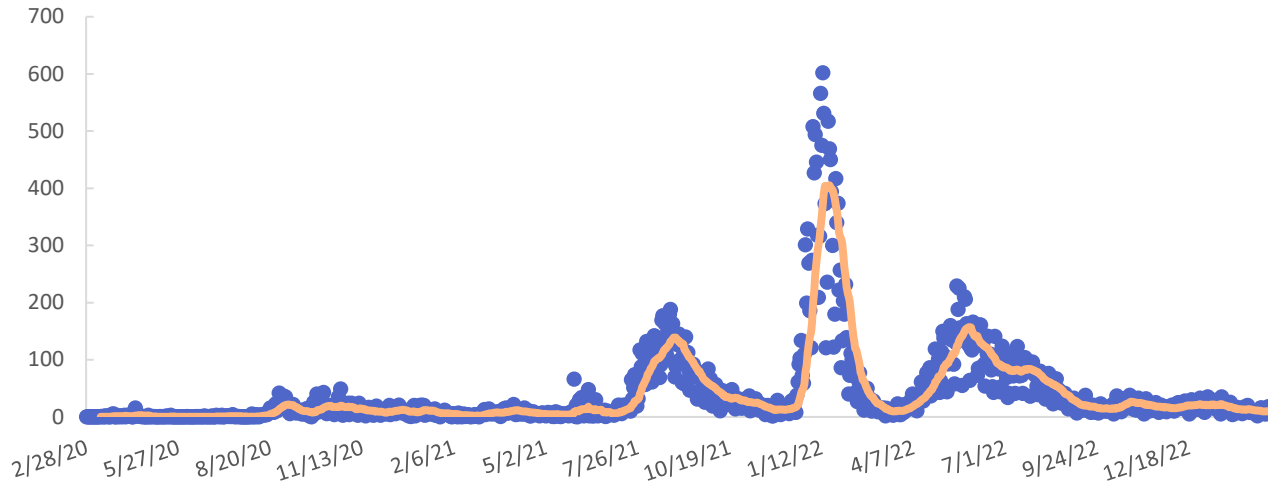




Issued March 31, 2023

COVID-19 Metrics

New known cases and 14-day moving average



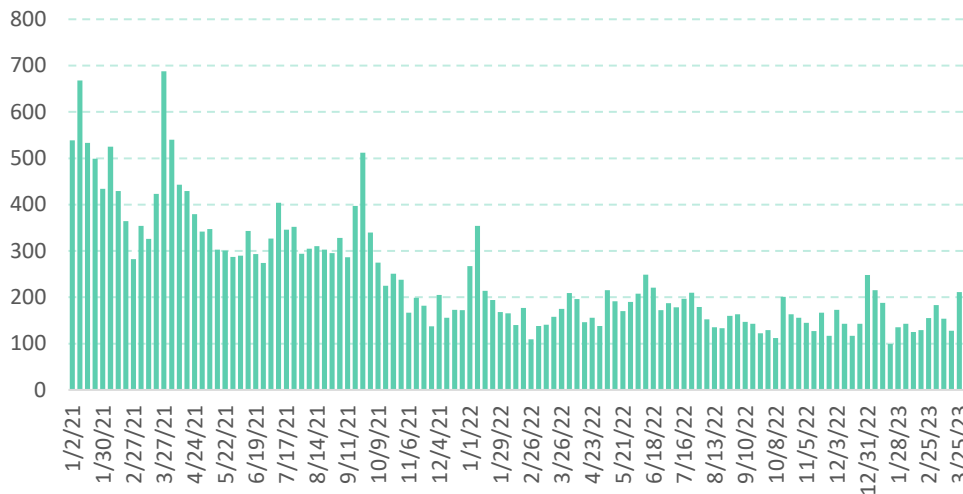
Case metrics	Cumulative total	Per 100K population
Cases	42,594	21,230

People vaccinated	Number	Percent
At least 1 dose	160,445	80.0
Completed	131,414	65.5
At least 1 booster	85,038	42.4

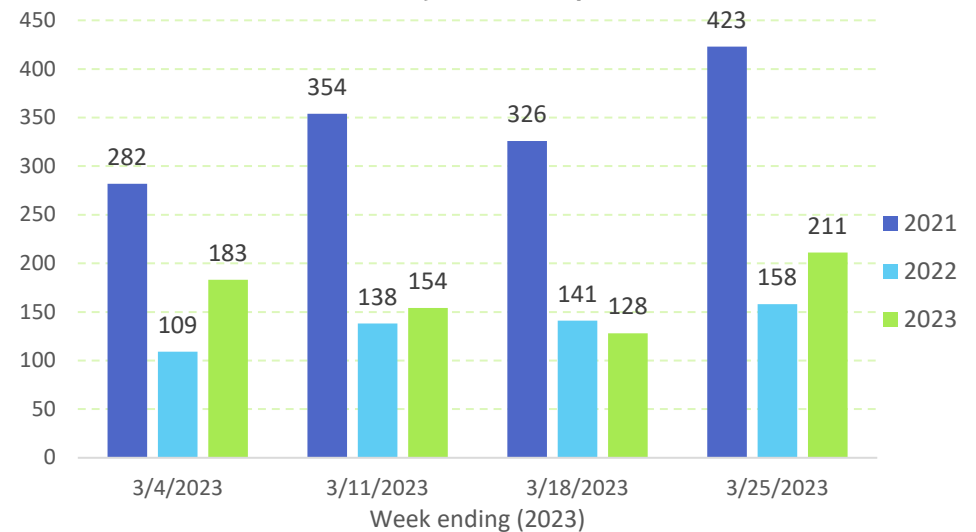
For latest data available as of March 31, 2023.

Initial Unemployment Claims

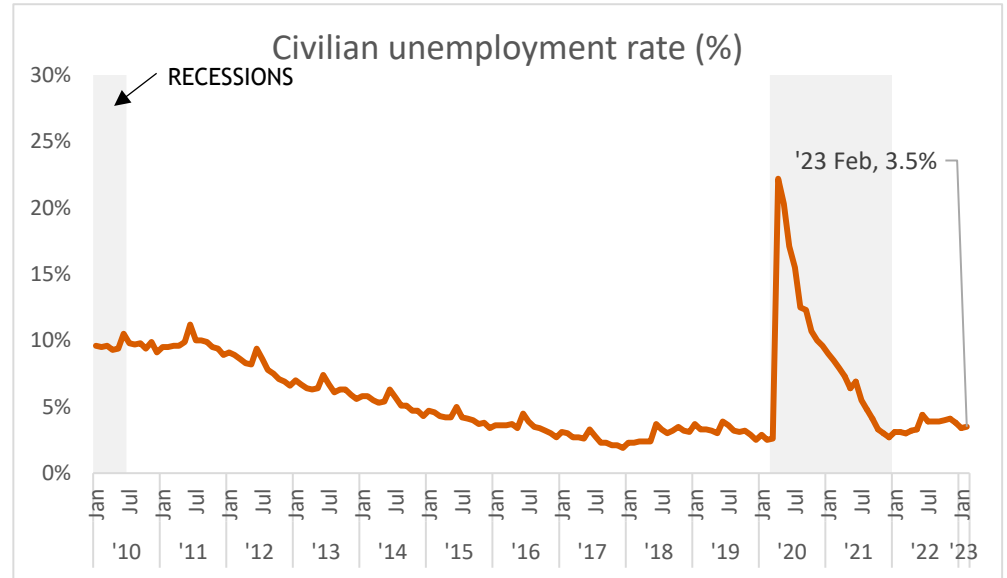
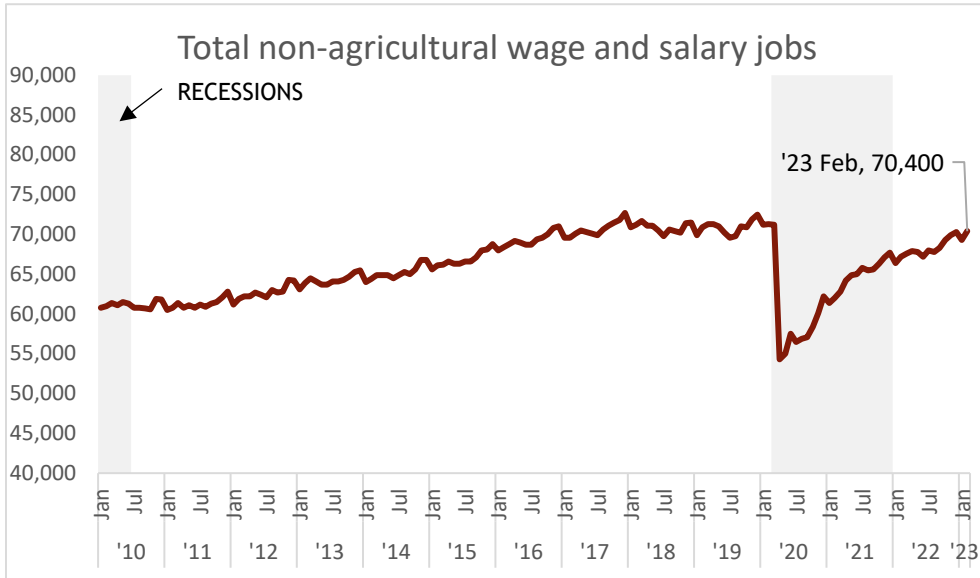
Claims, 2021-2023



Claims, 3-year comparison



Labor Market Overview

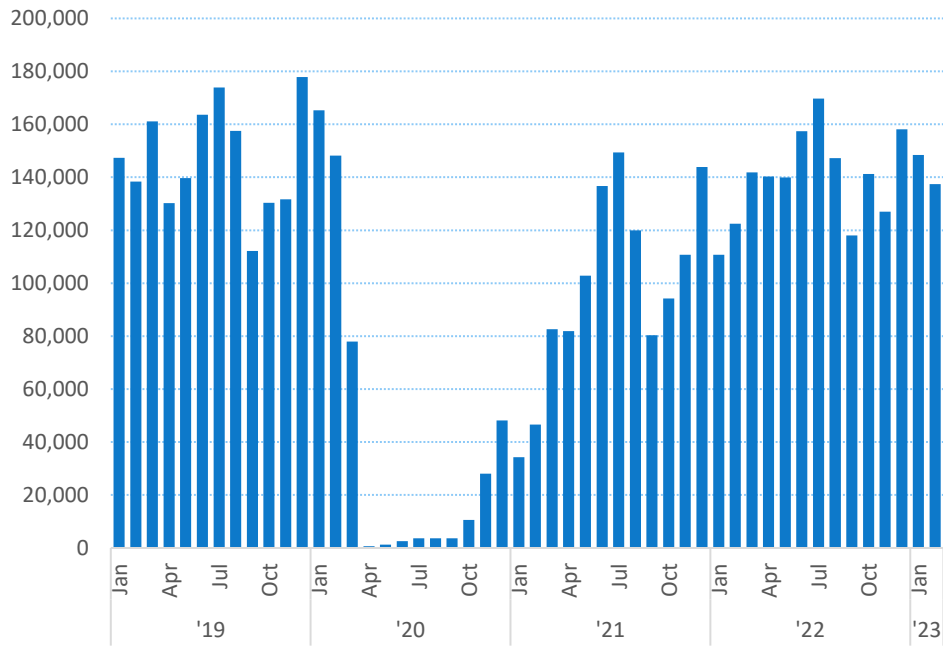


Jobs by Industry

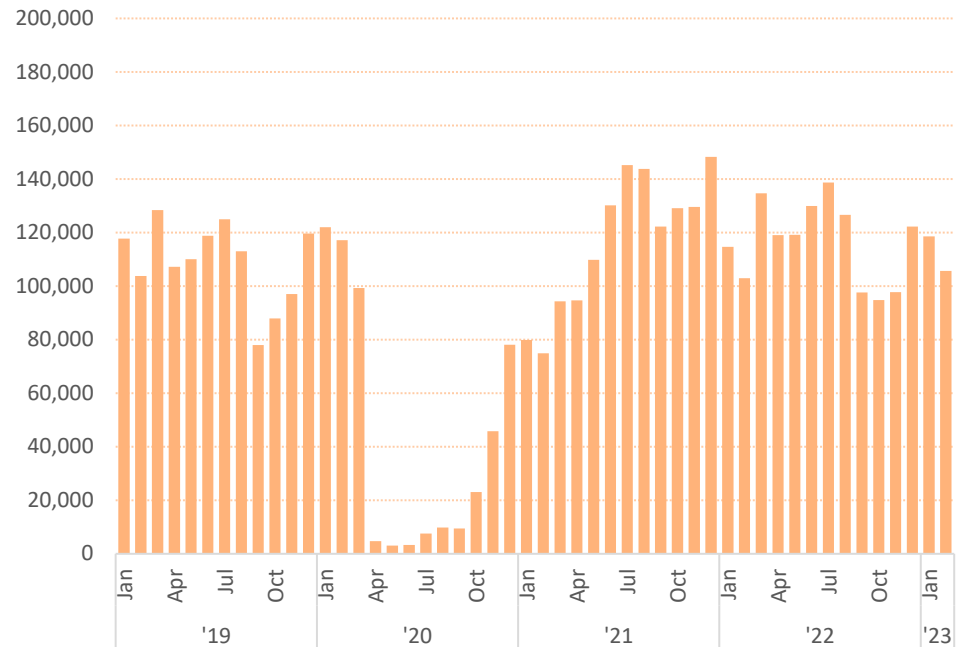
	Feb 2023	Feb 2022	Change from Feb 2022	% Change from Feb 2022	Job trend, Jan 2023 - Feb 2023
Total non-agriculture wage & salary	70,400	67,200	3,200	4.8	■ ■
State government	10,800	10,400	400	3.8	■ ■
Retail trade	10,000	9,400	600	6.4	■ ■
Health care & social assistance	7,700	7,400	300	4.1	■ ■
Professional & business services	6,500	6,400	100	1.6	■ ■
Food services & drinking places	6,600	6,300	300	4.8	■ ■
Natural resources, mining & construction	3,900	3,600	300	8.3	■ ■
Accommodation	5,900	5,700	200	3.5	■ ■
Local government	2,800	2,700	100	3.7	■ ■
Transportation, warehousing & utilities	3,400	3,100	300	9.7	■ ■
Financial activities	2,400	2,400	0	0.0	■ ■
Other services	2,300	2,100	200	9.5	■ ■
Wholesale trade	1,800	1,700	100	5.9	■ ■
Manufacturing	1,600	1,500	100	6.7	■ ■
Federal government	1,200	1,300	-100	-7.7	■ ■
Educational services	1,400	1,200	200	16.7	■ ■
Information	600	600	0	0.0	■ ■
Arts, entertainment & recreation	1,600	1,500	100	6.7	■ ■

Tourism Overview

Total visitor arrivals by air

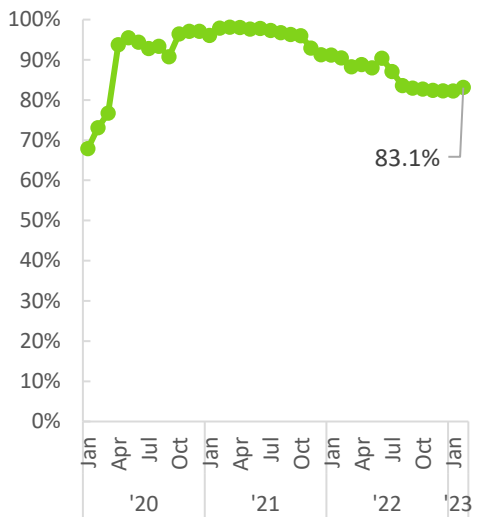


Total airseats

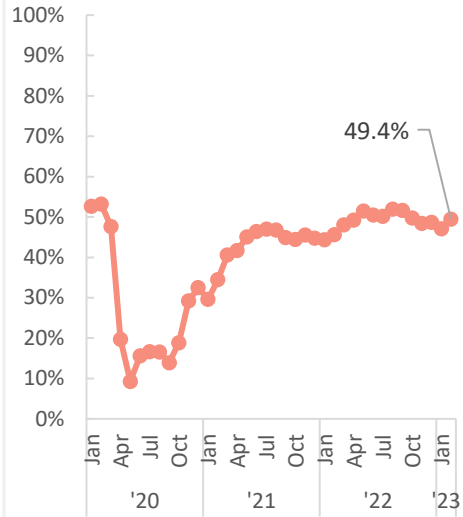


Hilo and Kona airports; excludes inter-island airseats.

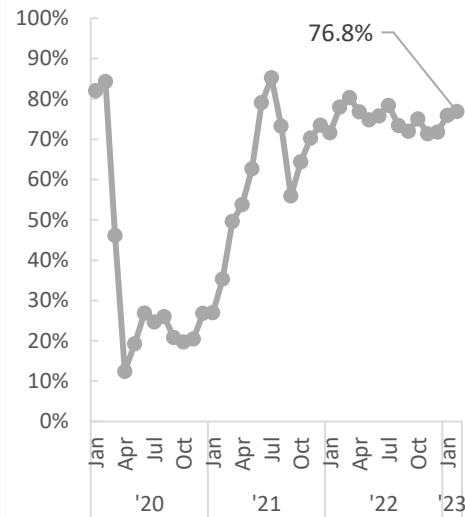
US mainland visitors (% of total arrivals)



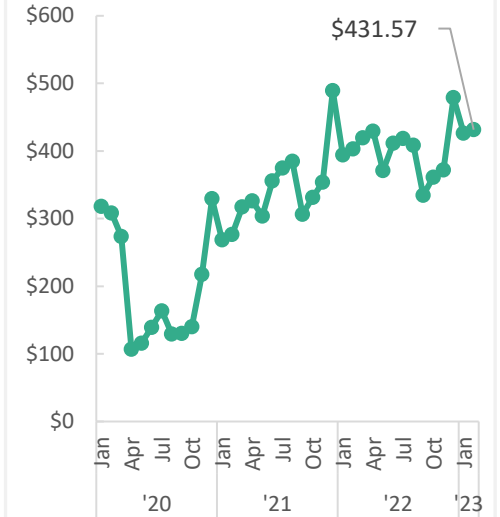
Visitors staying in hotels (%)



Hotel occupancy (%)



Average hotel room rate (\$)

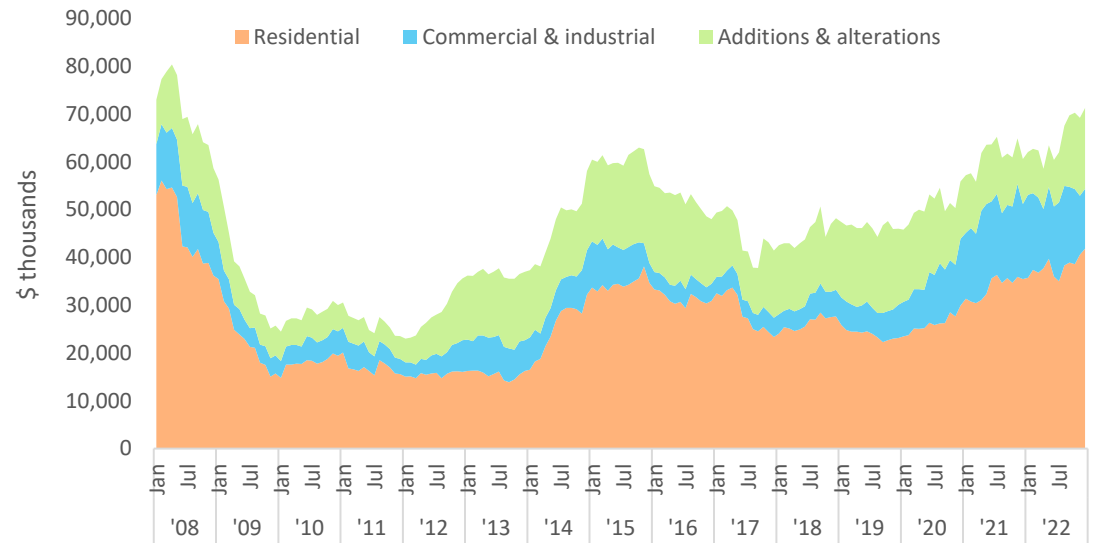


Construction

	Feb. 2023	Feb. 2022	% Change from Feb. 2022
Total private permits	42,839	53,678	-20.2
Residential	29,275	31,890	-8.2
Commercial & industrial	1,098	9,606	-88.6
Additions & alterations	12,467	12,182	2.3

Permit values in \$ thousands.

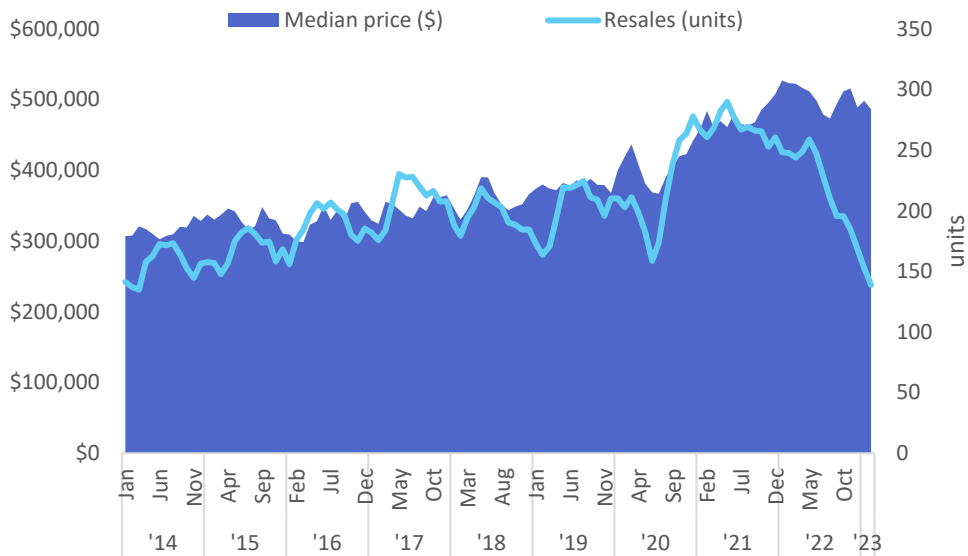
Private building permits (values in \$ thousands)*



*12 month moving average

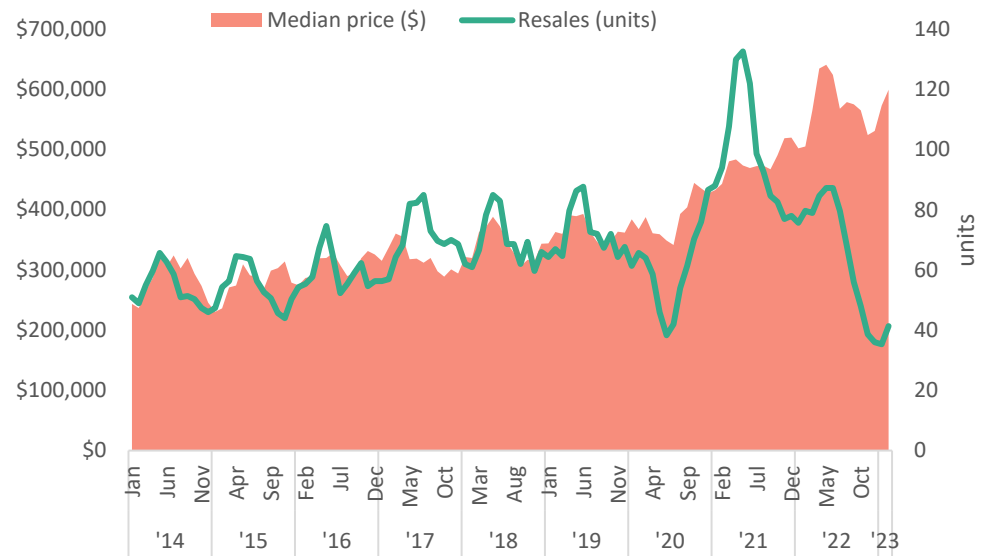
Housing Market

Single family home market*



*3 month moving average

Condo/Apartment/Townhouse market*



*3 month moving average

Data

Hawaii State Department of Health, [Hawaii COVID-19 Data](#)

Hawaii Department of Business, Economic Development & Tourism, [Weekly Unemployment Updates](#)

Hawaii Department of Business, Economic Development & Tourism, [Economic Data Warehouse](#)

Hawaii Department of Business, Economic Development & Tourism, [Tourism Data Warehouse](#)

"Completed" vaccinations are two doses of the Pfizer or Moderna vaccine or a single dose of the Johnson & Johnson vaccine.

Compiled by DBEDT's Research & Economic Analysis Division

research
economic
analysis
division