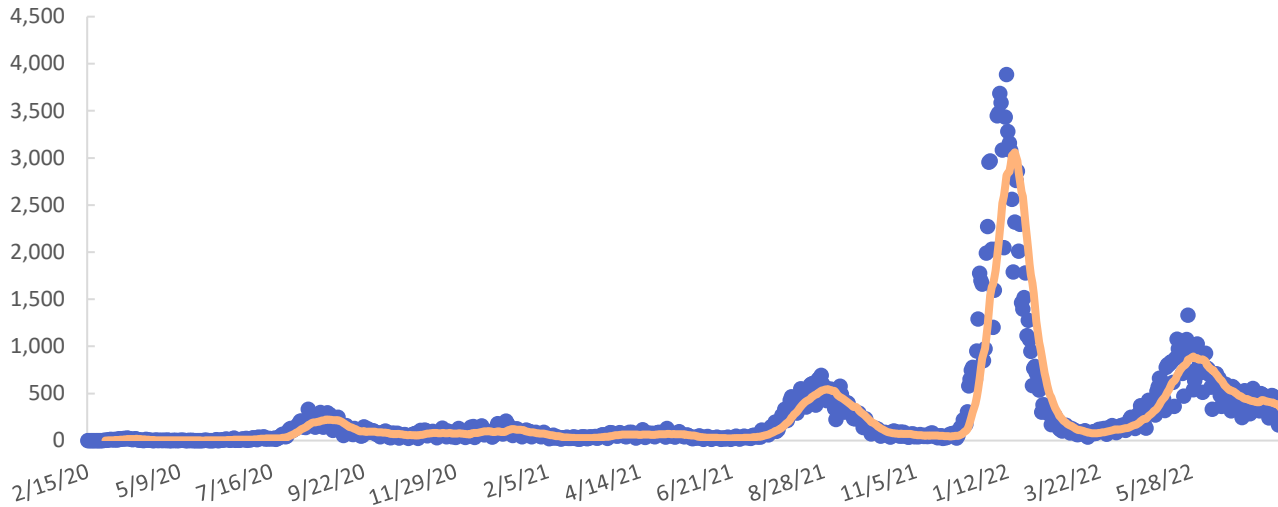




Issued August 10, 2022

COVID-19 Metrics

New known cases and 14-day moving average



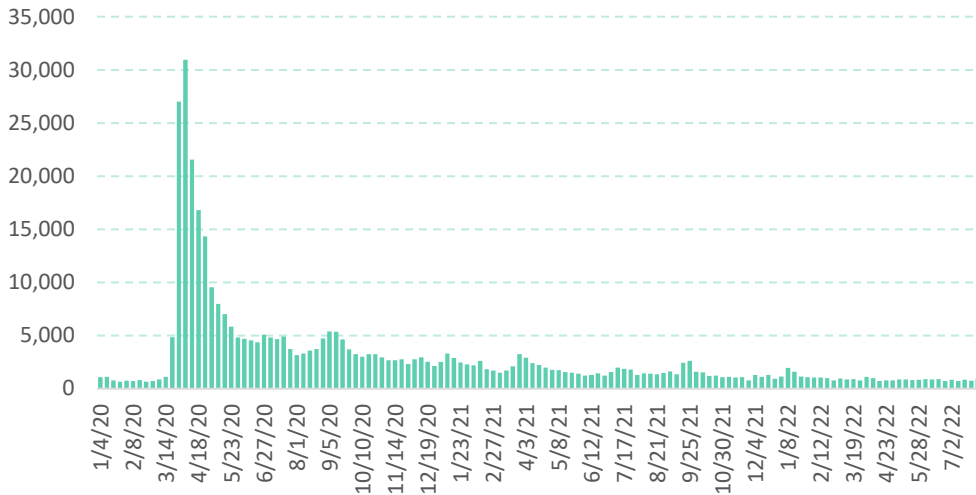
Case metrics	Cumulative total	Per 100K population
Cases	230,797	22,705

People vaccinated	Number	Percent
At least 1 dose	877,900	86.4
Completed	788,692	77.6
3rd dose or booster	454,789	44.7

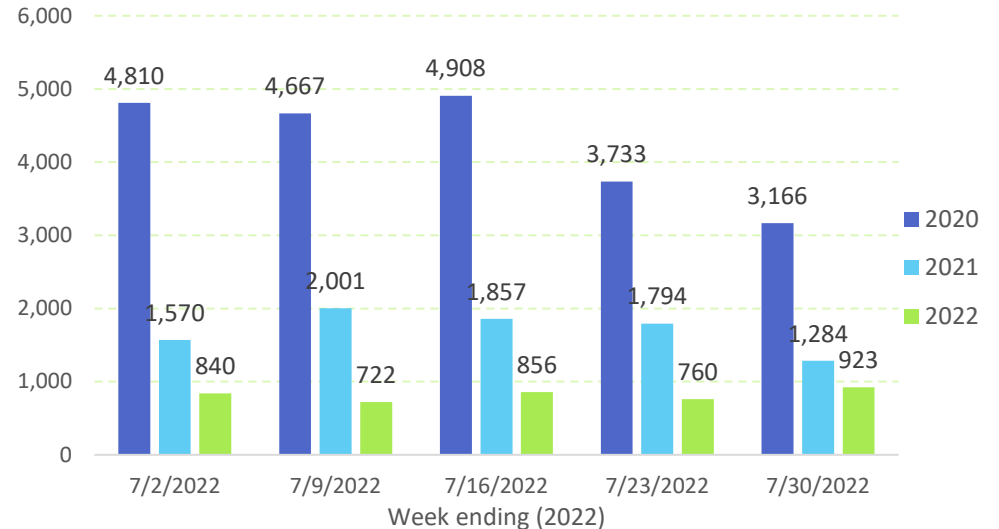
For latest data available as of August 10, 2022.

Initial Unemployment Claims

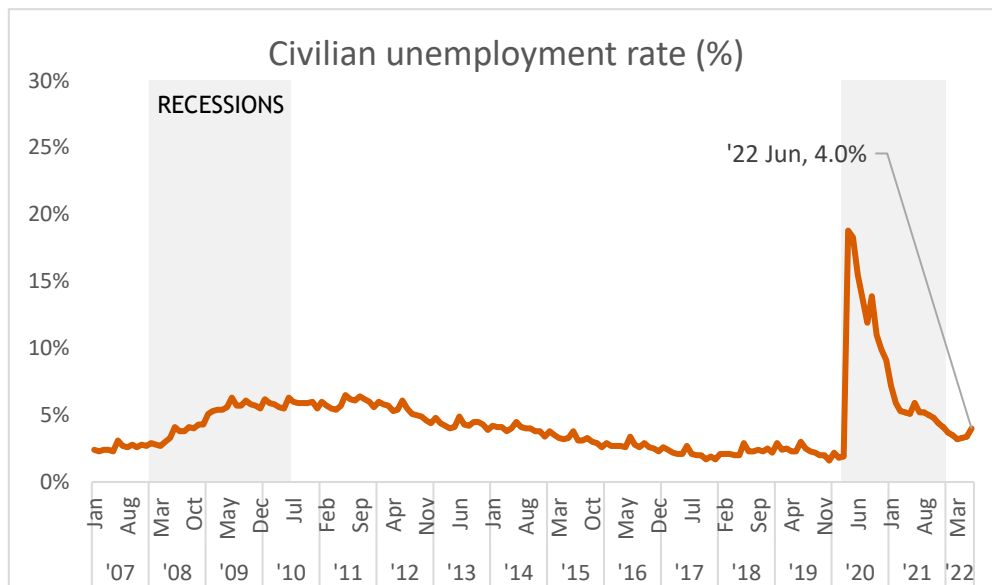
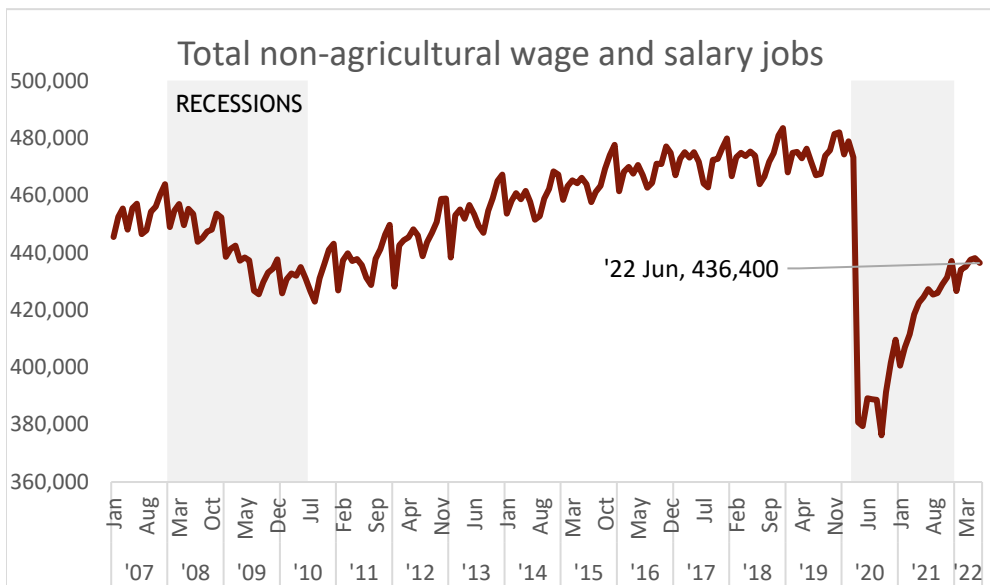
Claims, 2020-2022



Claims, 3-year comparison



Labor Market Overview



Jobs by Industry

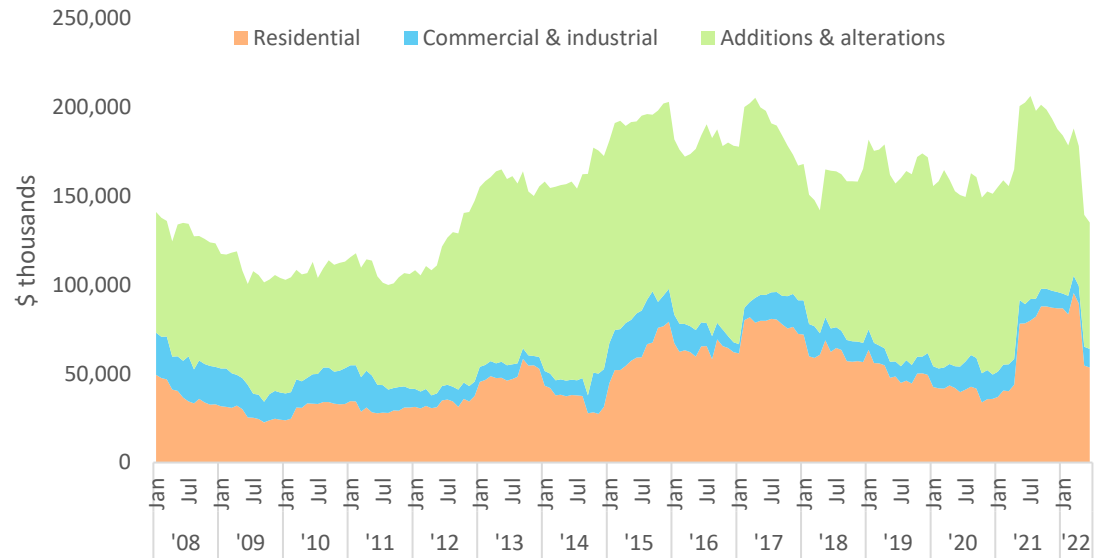
	Jun 2022	Jun 2021	Change from Jun 2021	% Change from Jun 2021	Job trend, Jan 2022 - Jun 2022
Total non-agriculture wage & salary	436,400	424,500	11,900	2.8	▣▣▣▣▣▣▣
Professional & business services	53,400	53,300	100	0.2	▣▣▣▣▣▣▣
Health care & social assistance	52,400	53,300	-900	-1.7	▣▣▣▣▣▣▣
State government	48,400	48,000	400	0.8	▣▣▣▣▣▣▣
Retail trade	40,900	41,000	-100	-0.2	▣▣▣▣▣▣▣
Food services & drinking places	45,300	40,400	4,900	12.1	▣▣▣▣▣▣▣
Federal government	32,400	32,200	200	0.6	▣▣▣▣▣▣▣
Natural resources, mining & construction	26,100	27,100	-1,000	-3.7	▣▣▣▣▣▣▣
Financial activities	20,800	21,200	-400	-1.9	▣▣▣▣▣▣▣
Transportation, warehousing & utilities	23,000	22,200	800	3.6	▣▣▣▣▣▣▣
Other services	19,700	18,000	1,700	9.4	▣▣▣▣▣▣▣
Wholesale trade	12,700	13,000	-300	-2.3	▣▣▣▣▣▣▣
Local government	12,000	12,200	-200	-1.6	▣▣▣▣▣▣▣
Educational services	10,800	9,700	1,100	11.3	▣▣▣▣▣▣▣
Accommodation	16,000	11,800	4,200	35.6	▣▣▣▣▣▣▣
Manufacturing	9,200	9,100	100	1.1	▣▣▣▣▣▣▣
Information	7,100	6,300	800	12.7	▣▣▣▣▣▣▣
Arts, entertainment & recreation	6,200	5,700	500	8.8	▣▣▣▣▣▣▣

Construction

	Jun. 2022	Jun. 2021	% Change from Jun. 2021
Total private permits	107,414	158,880	-32.4
Residential	28,216	42,171	-33.1
Commercial & industrial	0	400	-100.0
Additions & alterations	79,198	116,309	-31.9

Permit values in \$ thousands.

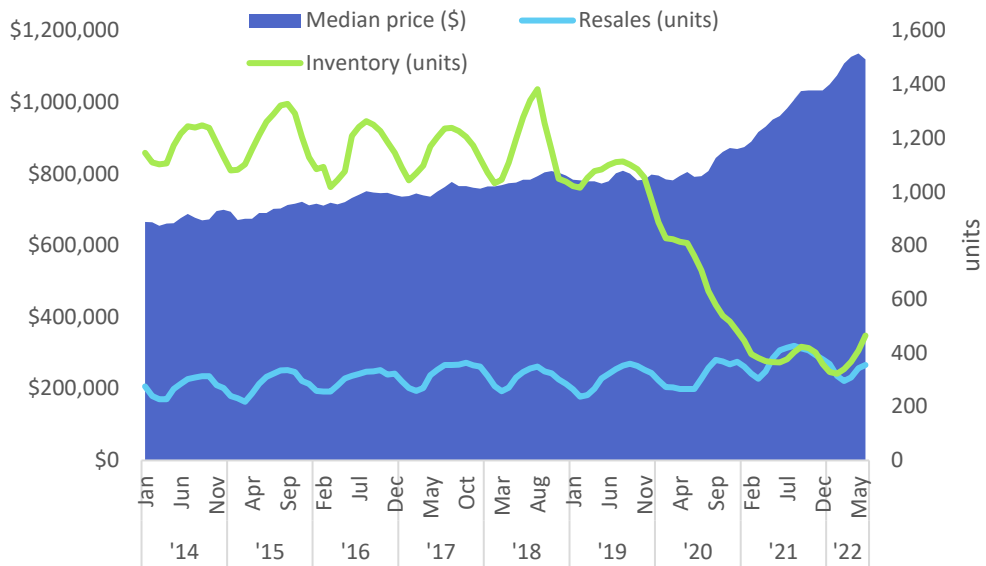
Private building permits (values in \$ thousands)*



*12 month moving average

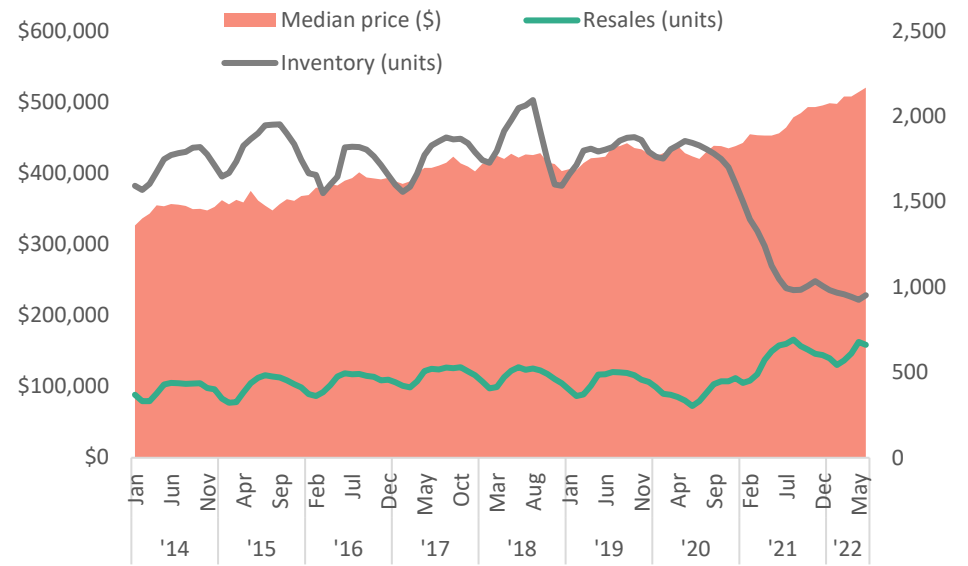
Housing Market

Single family home market*



*3 month moving average

Condo/Apartment/Townhouse market*



*3 month moving average

Data

Hawaii State Department of Health, [Hawaii COVID-19 Data](#)

Hawaii Emergency Management Agency, [COVID-19 Information Hub](#)

Hawaii Department of Business, Economic Development & Tourism, [Weekly Unemployment Updates](#)

Hawaii Department of Business, Economic Development & Tourism, [Economic Data Warehouse](#)

Hawaii Department of Business, Economic Development & Tourism, [Tourism Data Warehouse](#)

"Completed" vaccinations are two doses of the Pfizer or Moderna vaccine or a single dose of the Johnson & Johnson vaccine.