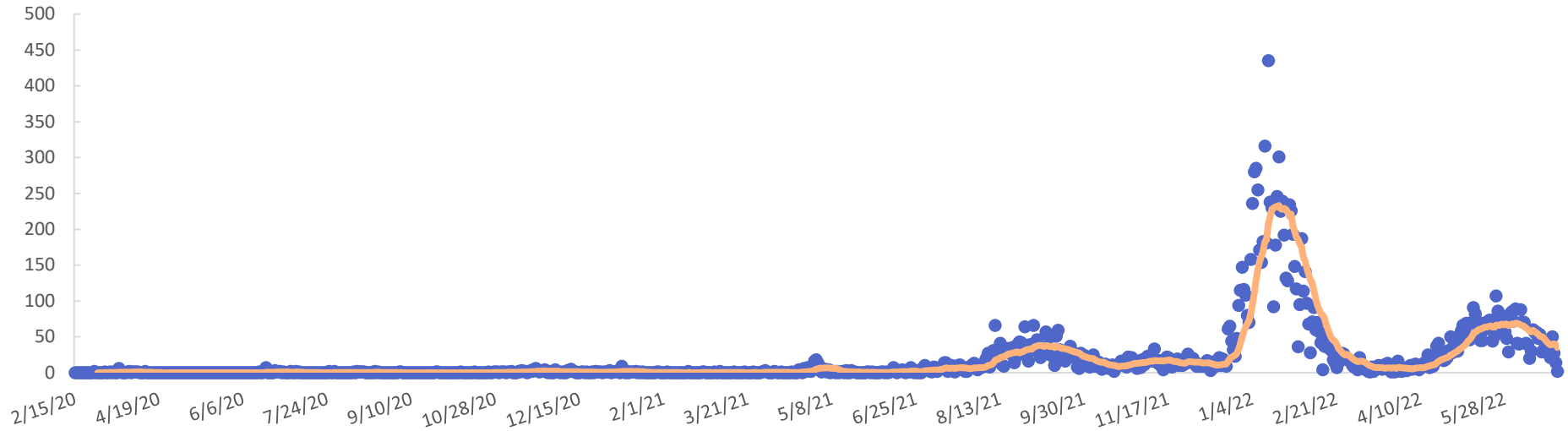




Issued July 01, 2022

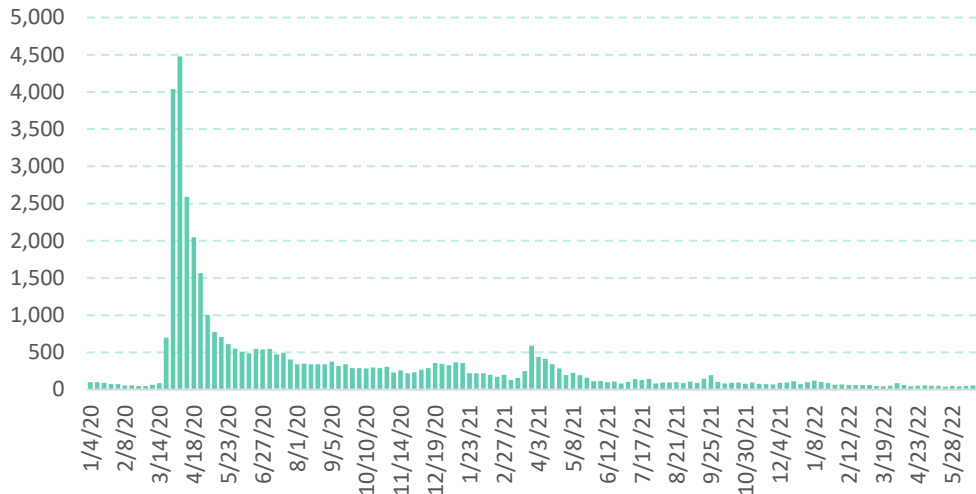
COVID-19 Metrics

New known cases and 14-day moving average

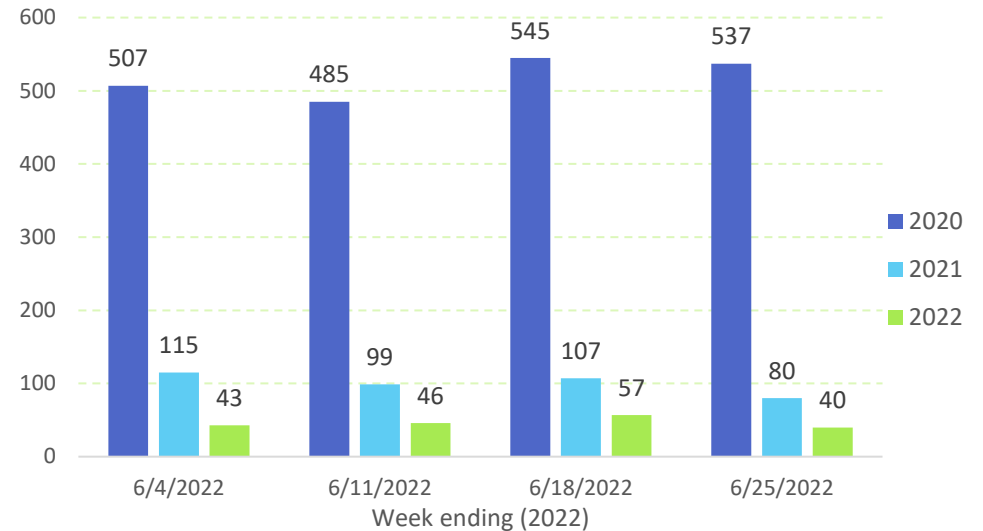


Initial Unemployment Claims

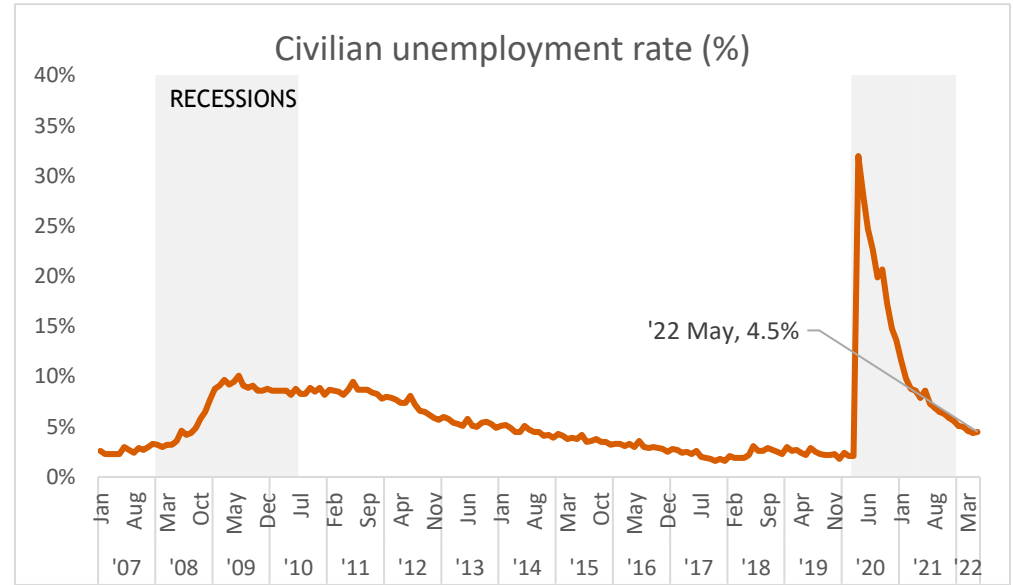
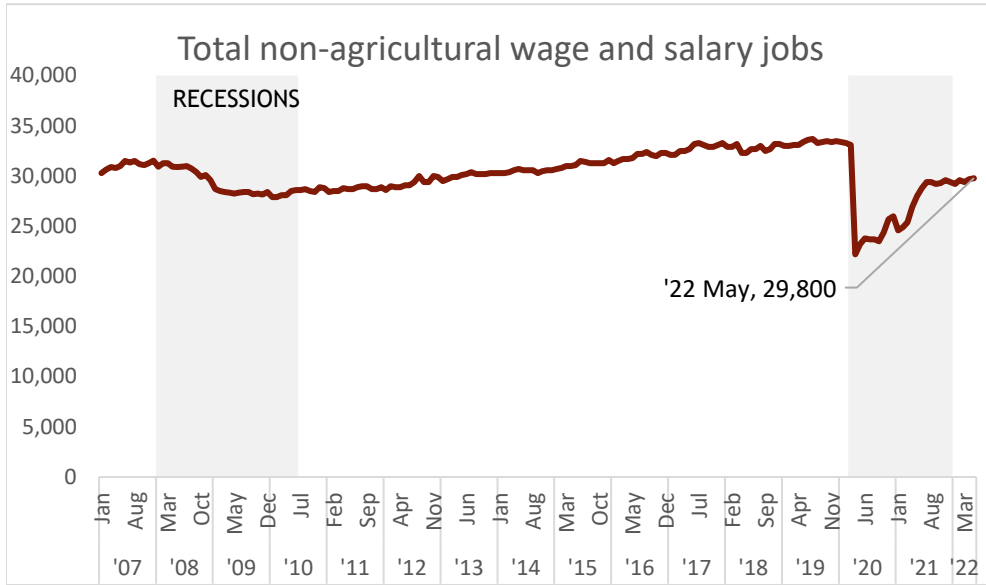
Claims, 2020-2022



Claims, 3-year comparison



Labor Market Overview

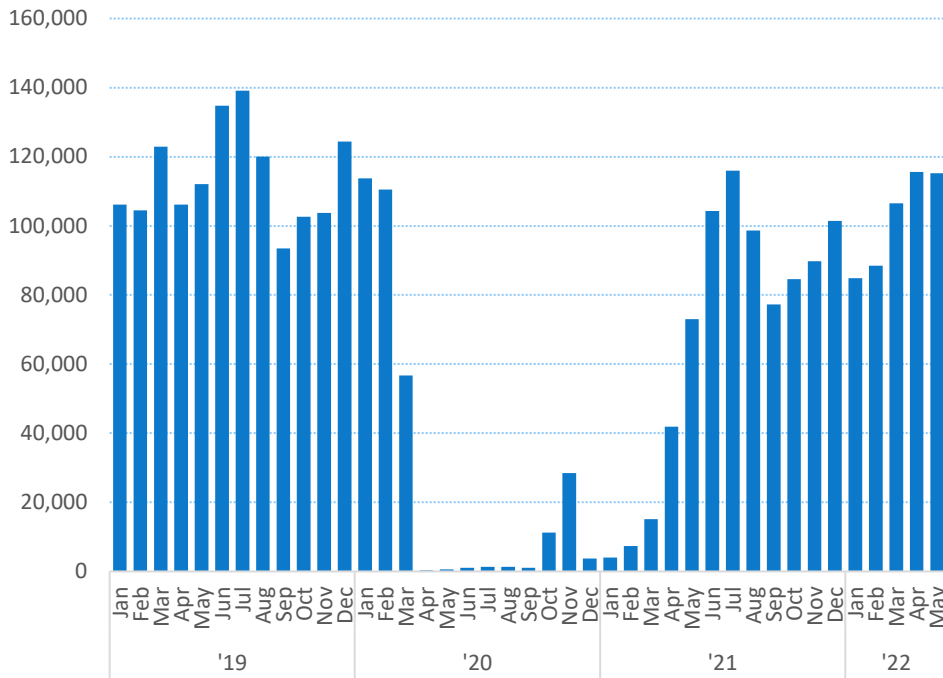


Jobs by Industry

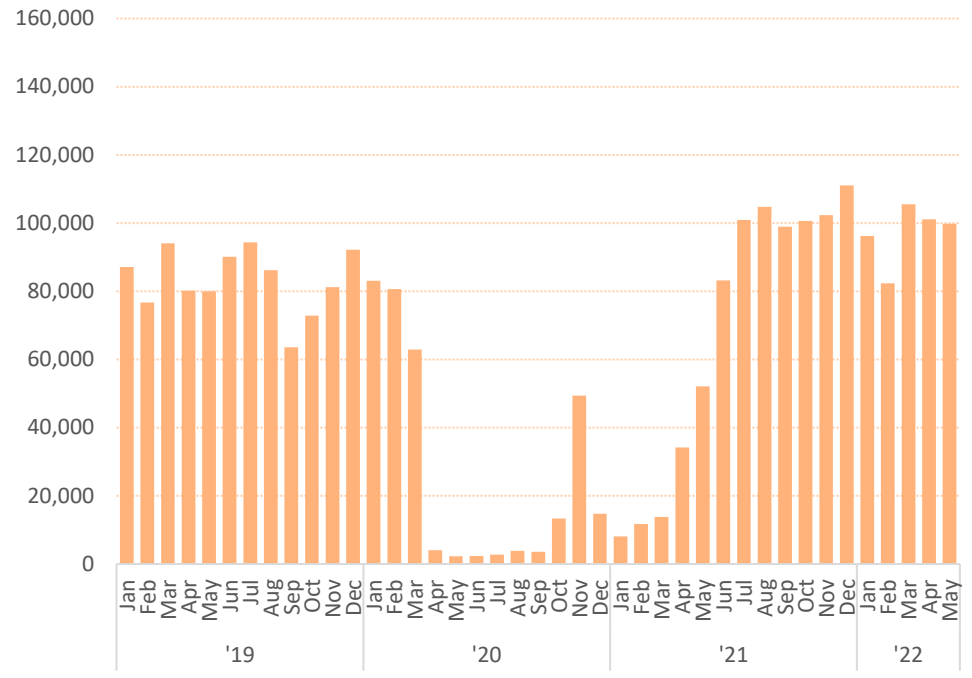
	May 2022	May 2021	Change from May 2021	% Change from May 2021	Job trend, Jan 2022 - May 2022
Total non-agriculture wage & salary	29,800	28,000	1,800	6.4	■ ■ ■ ■ ■
Retail trade	3,900	3,500	400	11.4	■ ■ ■ ■ ■
State government	3,100	3,200	-100	-3.1	■ ■ ■ ■ ■
Health care & social assistance	2,800	2,800	0	0.0	■ ■ ■ ■ ■
Professional & business services	2,700	2,800	-100	-3.6	■ ■ ■ ■ ■
Food services & drinking places	3,800	3,300	500	15.2	■ ■ ■ ■ ■
Natural resources, mining & construction	2,100	2,100	0	0.0	■ ■ ■ ■ ■
Accommodation	3,700	2,800	900	32.1	■ ■ ■ ■ ■
Local government	1,300	1,300	0	0.0	■ ■ ■ ■ ■
Other services	1,100	1,000	100	10.0	■ ■ ■ ■ ■
Transportation, warehousing & utilities	1,500	1,400	100	7.1	■ ■ ■ ■ ■
Financial activities	800	1,000	-200	-20.0	■ ■ ■ ■ ■
Federal government	500	600	-100	-16.7	■ ■ ■ ■ ■
Wholesale trade	400	500	-100	-20.0	■ ■ ■ ■ ■
Manufacturing	600	500	100	20.0	■ ■ ■ ■ ■
Educational services	300	300	0	0.0	■ ■ ■ ■ ■
Arts, entertainment & recreation	1,100	800	300	37.5	■ ■ ■ ■ ■
Information	200	200	0	0.0	■ ■ ■ ■ ■

Tourism Overview

Total visitor arrivals by air

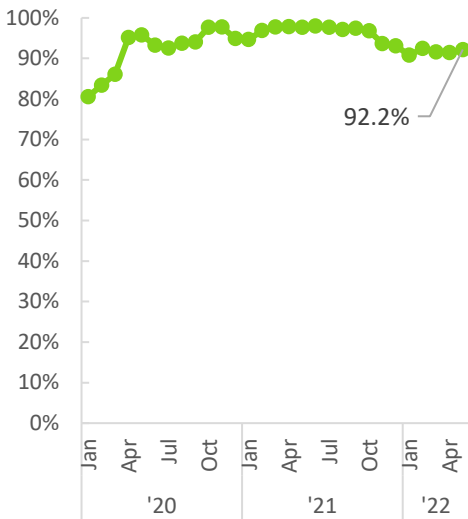


Total airseats

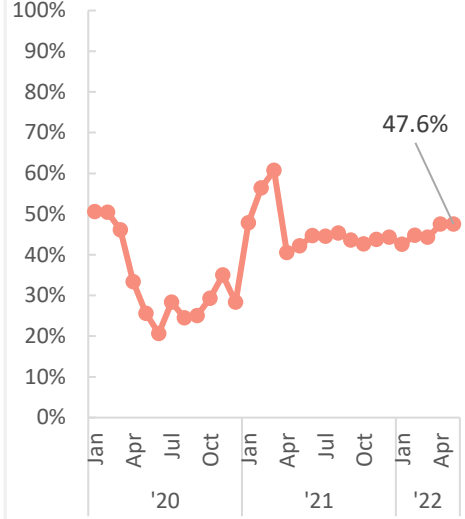


Lihue airport; excludes inter-island airseats.

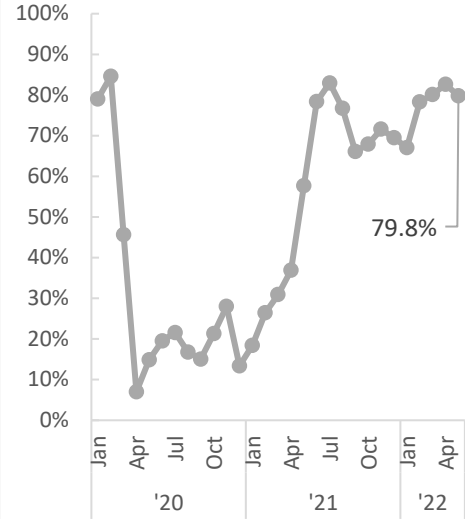
US mainland visitors (% of total arrivals)



Visitors staying in hotels (%)



Hotel occupancy (%)



Average hotel room rate (\$)

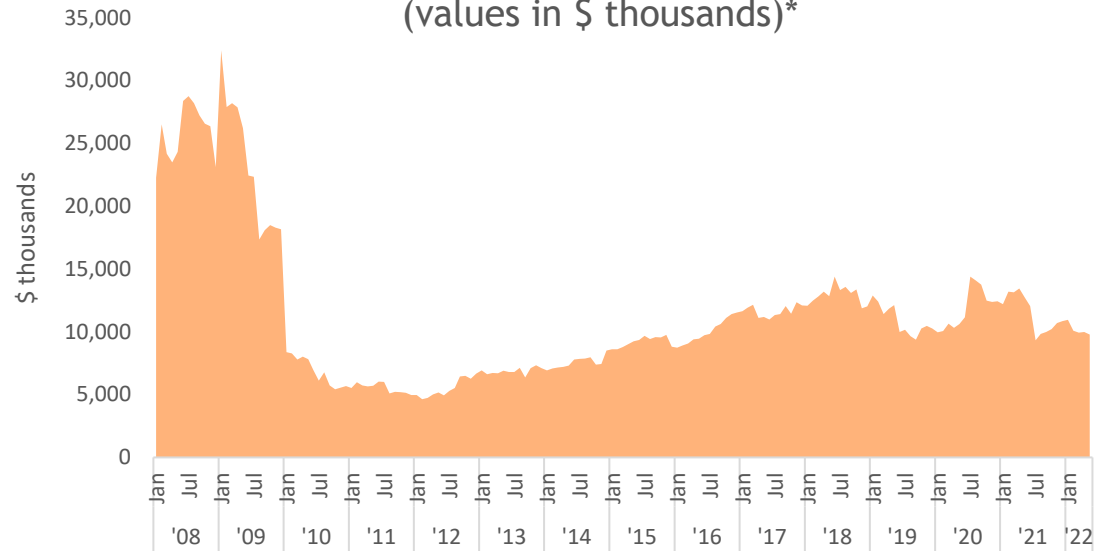


Construction

	May 2022	May 2021	% Change from May 2021
Total private permits	5,047	7,640	-33.9
Residential	5,047	7,640	-33.9
Commercial & industrial	NA	NA	NA
Additions & alterations	NA	NA	NA

Permit values in \$ thousands.

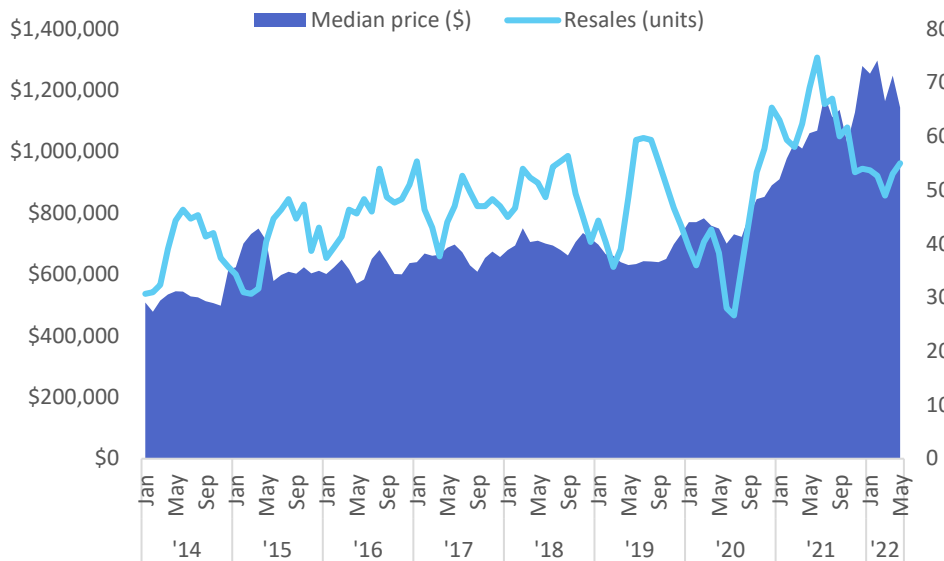
Residential building permits (values in \$ thousands)*



*12 month moving average

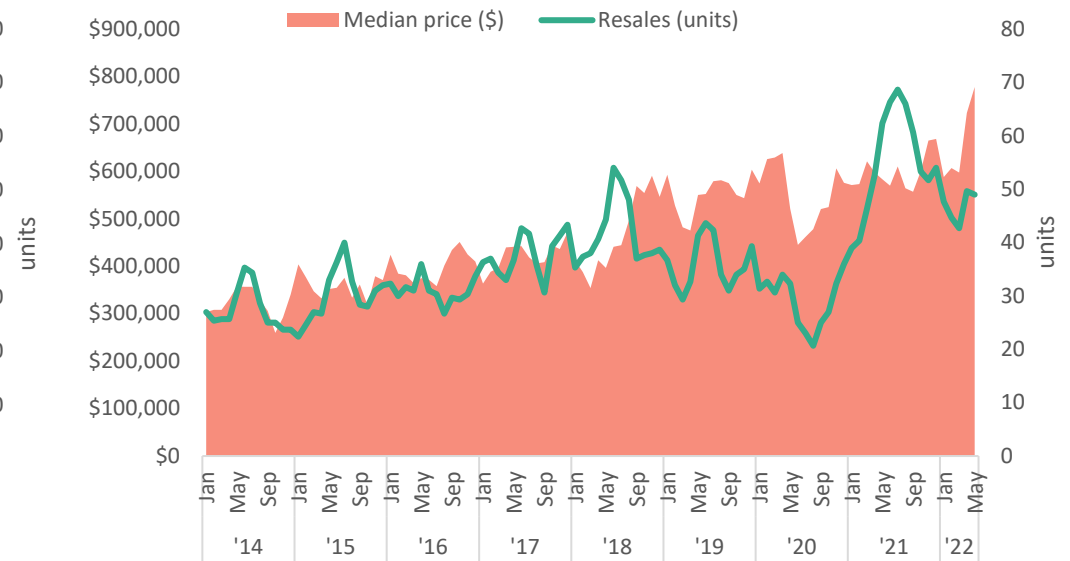
Housing Market

Single family home market*



*3 month moving average

Condo/Apartment/Townhouse market*



*3 month moving average

Data

Hawaii State Department of Health, [Hawaii COVID-19 Data](#)

Hawaii Emergency Management Agency, [COVID-19 Information Hub](#)

Hawaii Department of Business, Economic Development & Tourism, [Weekly Unemployment Updates](#)

Hawaii Department of Business, Economic Development & Tourism, [Economic Data Warehouse](#)

Hawaii Department of Business, Economic Development & Tourism, [Tourism Data Warehouse](#)

Compiled by DBEDT's Research & Economic Analysis Division

