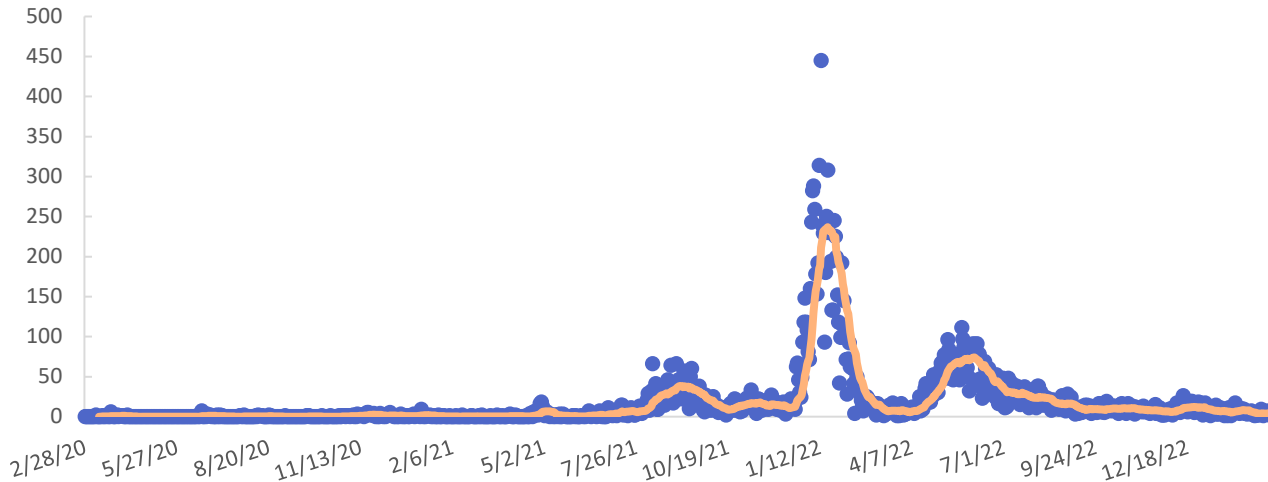




Issued March 31, 2023

COVID-19 Metrics

New known cases and 14-day moving average



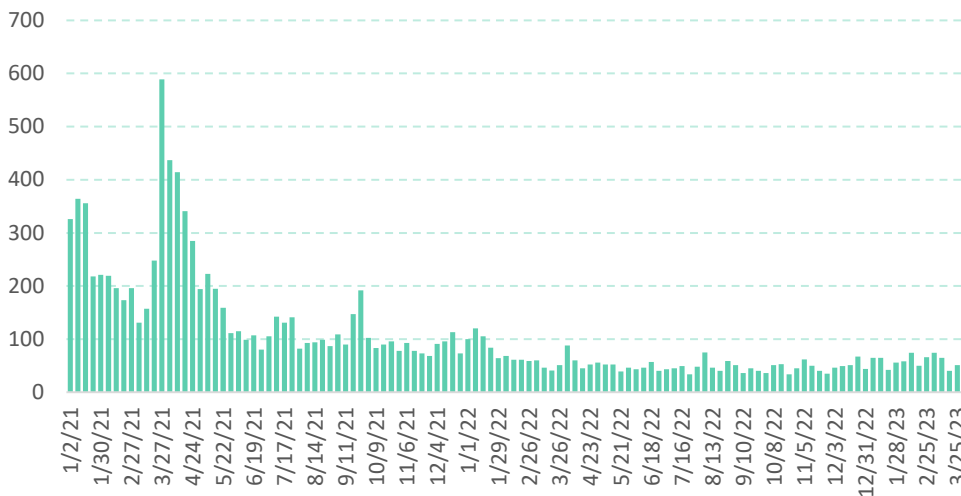
Case metrics	Cumulative total	Per 100K population
Cases	19,155	26,133

People vaccinated	Number	Percent
At least 1 dose	59,143	80.7
Completed	47,531	64.8
At least 1 booster	32,209	43.9

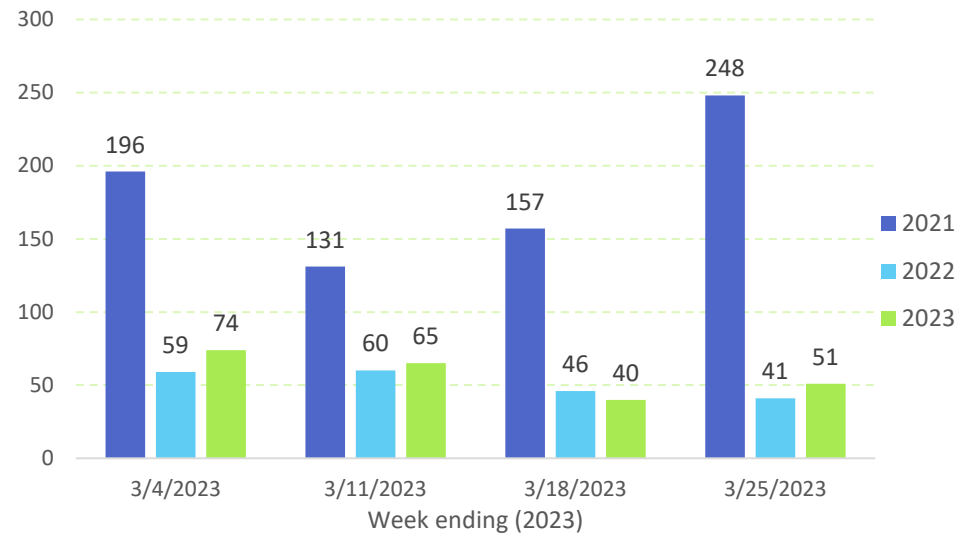
For latest data available as of March 31, 2023.

Initial Unemployment Claims

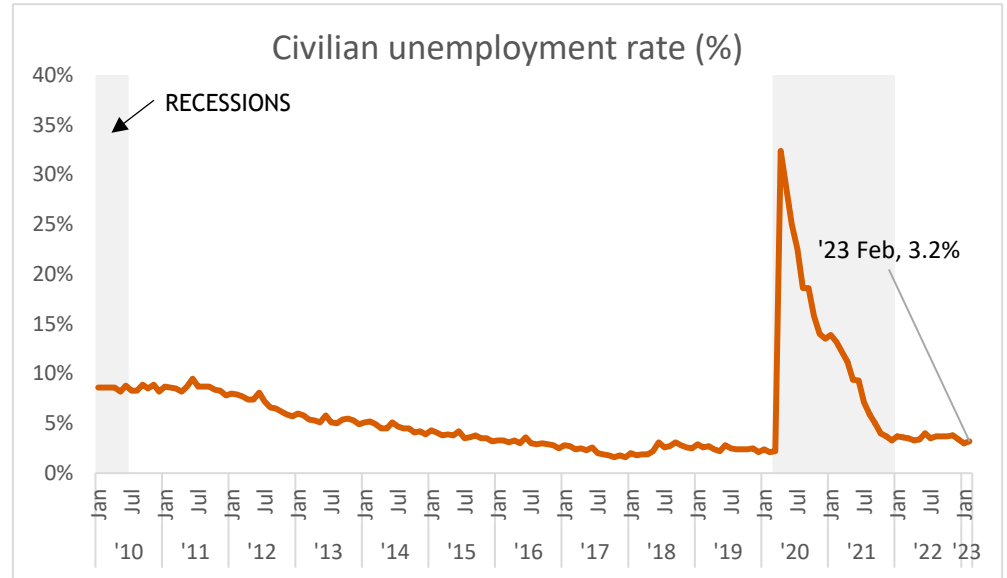
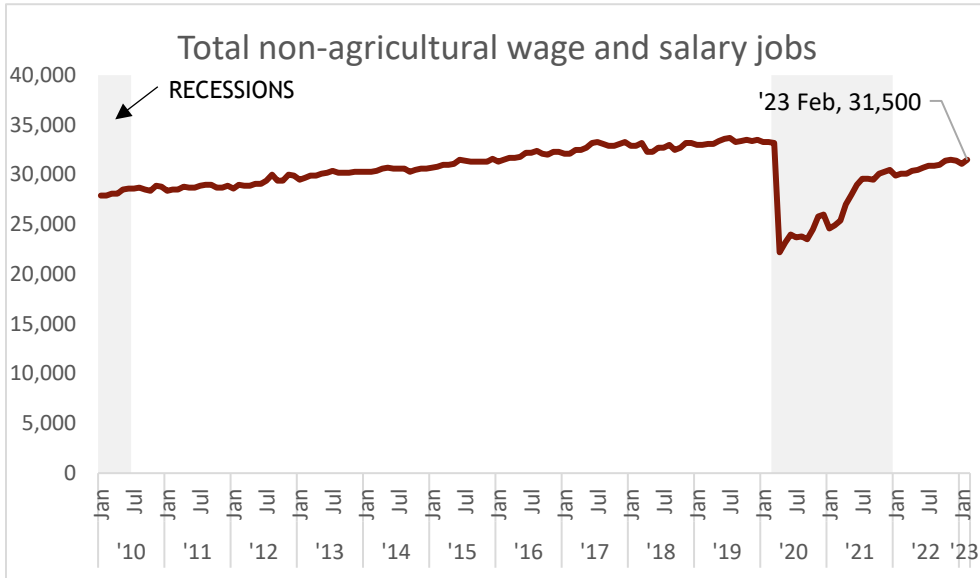
Claims, 2021-2023



Claims, 3-year comparison



Labor Market Overview



Jobs by Industry

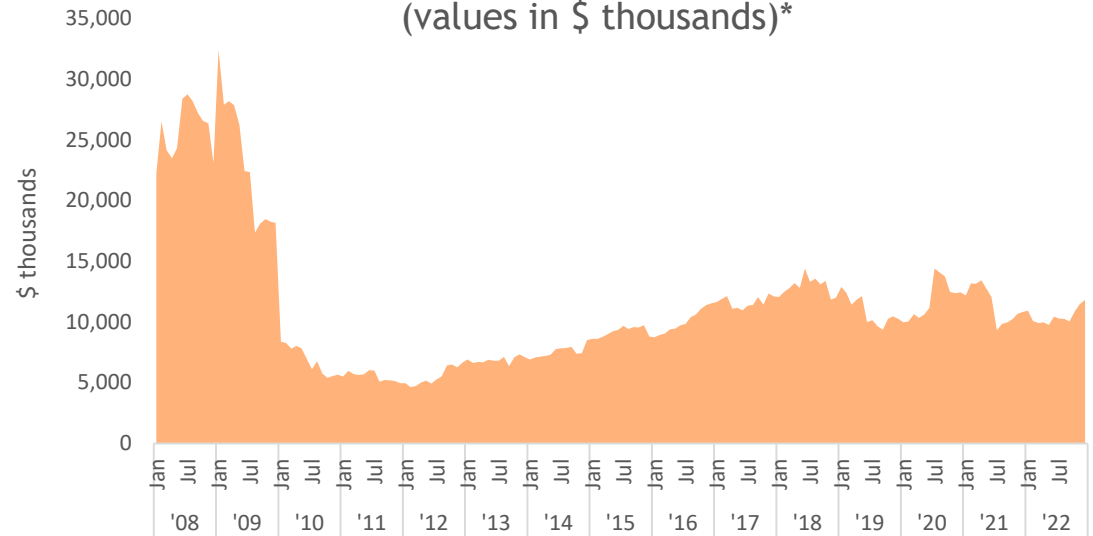
	Feb 2023	Feb 2022	Change from Feb 2022	% Change from Feb 2022	Job trend, Jan 2023 - Feb 2023
Total non-agriculture wage & salary	31,500	30,100	1,400	4.7	■ ■
Retail trade	4,000	3,800	200	5.3	■ ■
State government	3,000	3,100	-100	-3.2	■ ■
Health care & social assistance	2,700	2,600	100	3.8	■ ■
Professional & business services	2,900	2,800	100	3.6	■ ■
Food services & drinking places	4,000	4,000	0	0.0	■ ■
Natural resources, mining & construction	2,300	2,100	200	9.5	■ ■
Accommodation	4,000	3,600	400	11.1	■ ■
Local government	1,300	1,300	0	0.0	■ ■
Other services	1,100	1,000	100	10.0	■ ■
Transportation, warehousing & utilities	1,800	1,700	100	5.9	■ ■
Financial activities	1,100	1,100	0	0.0	■ ■
Federal government	500	600	-100	-16.7	■ ■
Wholesale trade	500	500	0	0.0	■ ■
Manufacturing	600	500	100	20.0	■ ■
Educational services	300	300	0	0.0	■ ■
Arts, entertainment & recreation	1,200	1,000	200	20.0	■ ■
Information	200	200	0	0.0	■ ■

Construction

	Feb. 2023	Feb. 2022	% Change from Feb. 2022
Total private permits	9,261	11,772	-21.3
Residential	9,261	11,772	-21.3
Commercial & industrial	NA	NA	NA
Additions & alterations	NA	NA	NA

Permit values in \$ thousands.

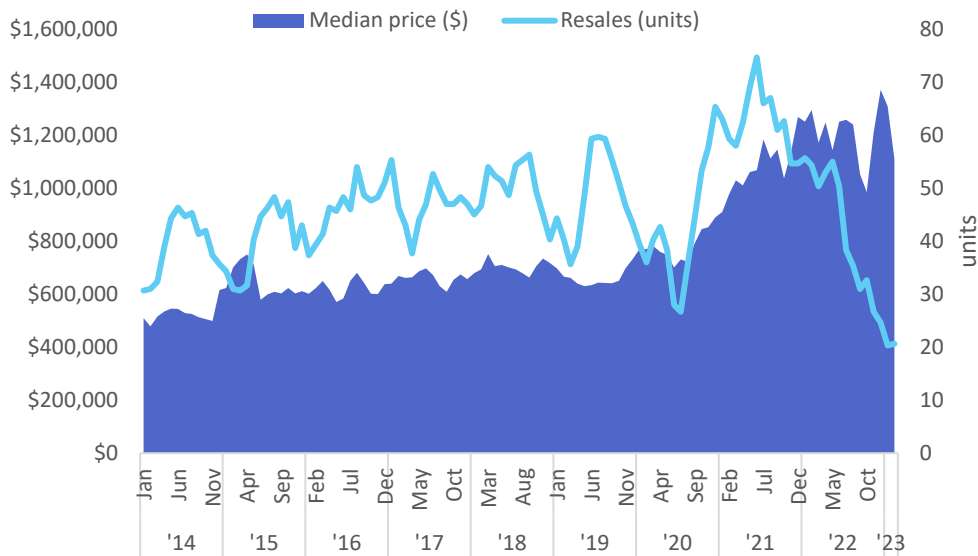
Residential building permits (values in \$ thousands)*



*12 month moving average

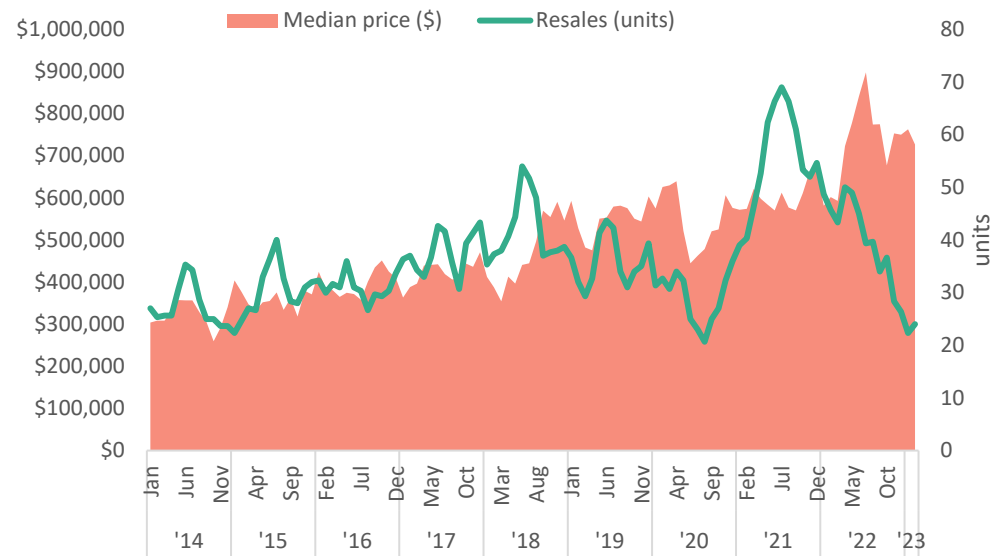
Housing Market

Single family home market*



*3 month moving average

Condo/Apartment/Townhouse market*



*3 month moving average

Data

Hawaii State Department of Health, [Hawaii COVID-19 Data](#)

Hawaii Department of Business, Economic Development & Tourism, [Weekly Unemployment Updates](#)

Hawaii Department of Business, Economic Development & Tourism, [Economic Data Warehouse](#)

Hawaii Department of Business, Economic Development & Tourism, [Tourism Data Warehouse](#)

"Completed" vaccinations are two doses of the Pfizer or Moderna vaccine or a single dose of the Johnson & Johnson vaccine.

Compiled by DBEDT's Research & Economic Analysis Division

research
economic
analysis
division