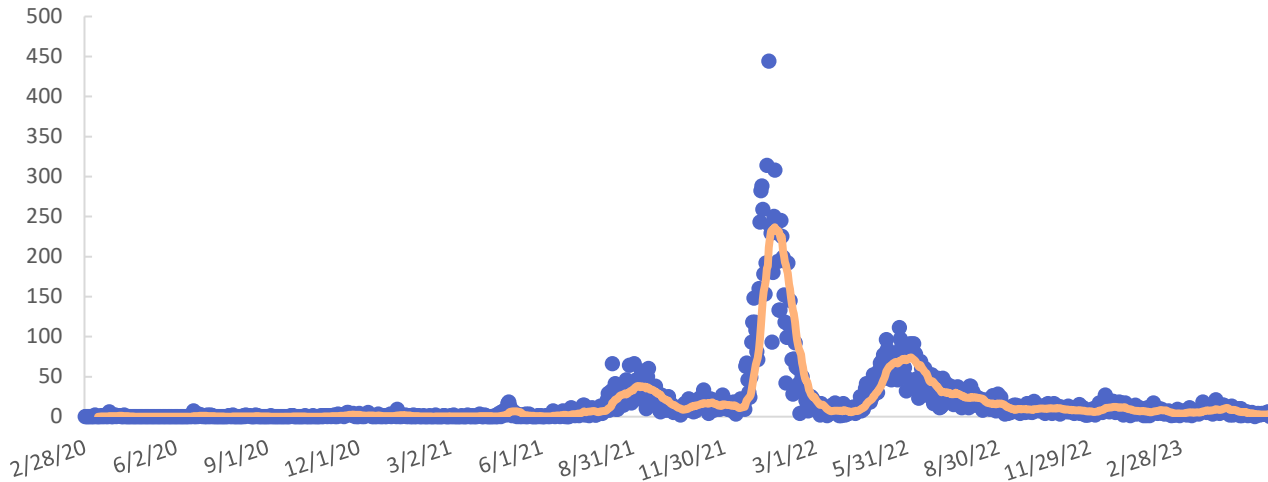




Issued June 2, 2023

COVID-19 Metrics

New known cases and 14-day moving average



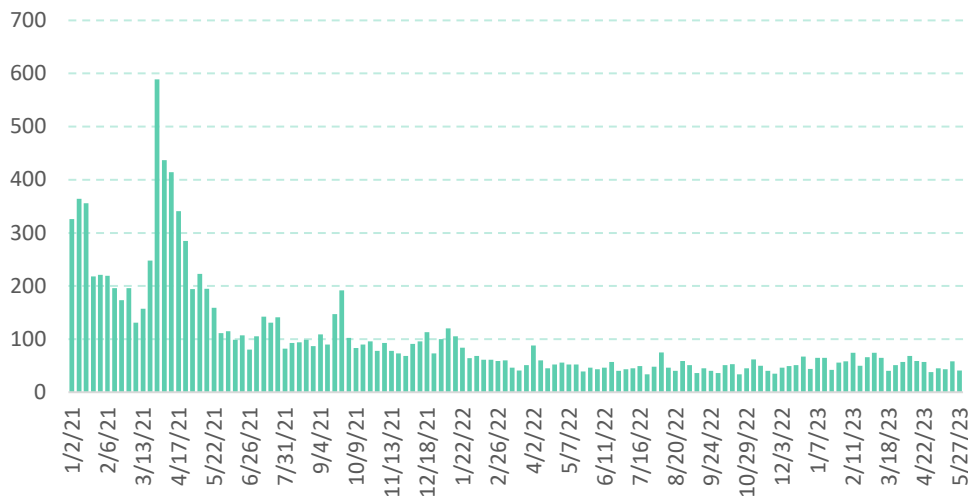
Case metrics	Cumulative total	Per 100K population
Cases	19,664	26,827

People vaccinated	Number	Percent
At least 1 dose	58,978	80.5
Completed	47,528	64.8
At least 1 booster	32,383	44.2

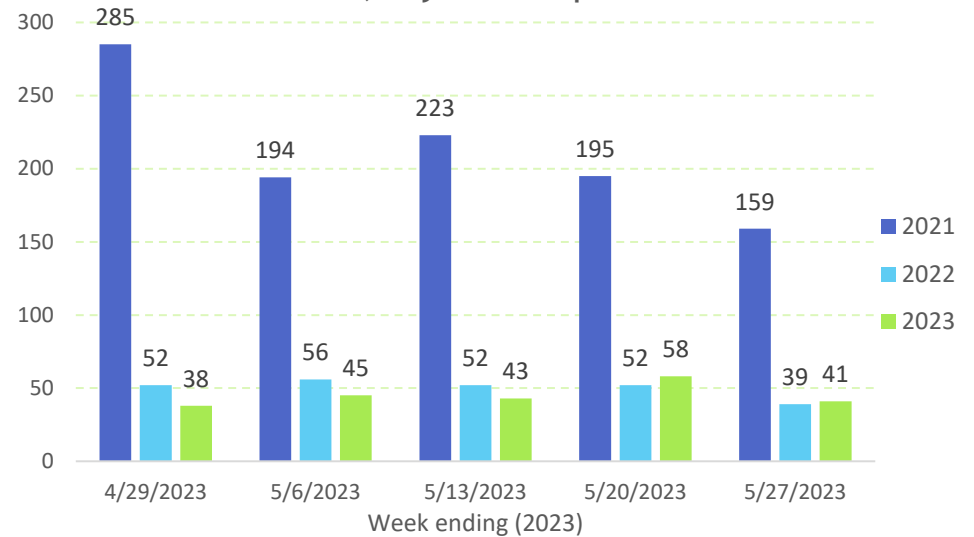
For latest data available as of June 2, 2023.

Initial Unemployment Claims

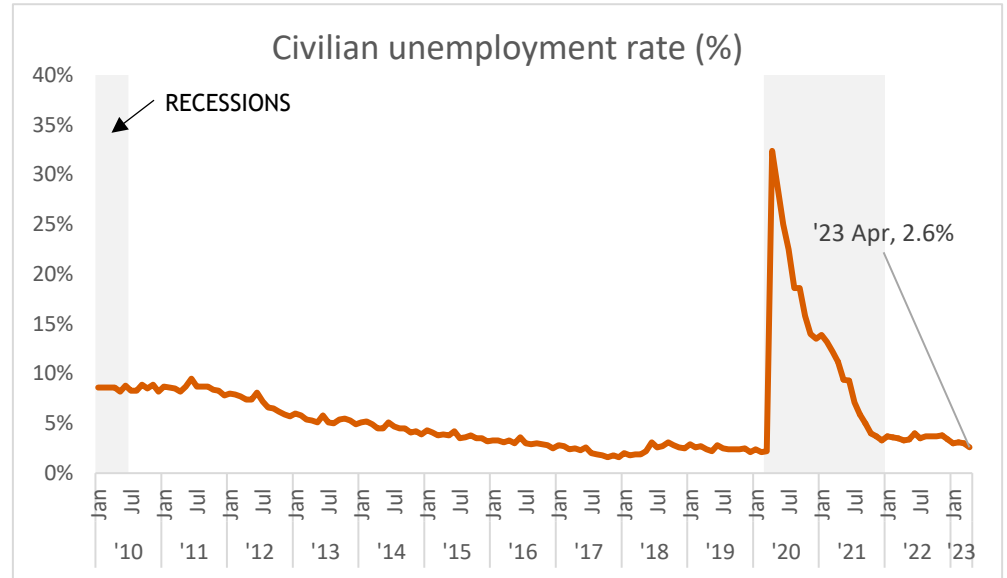
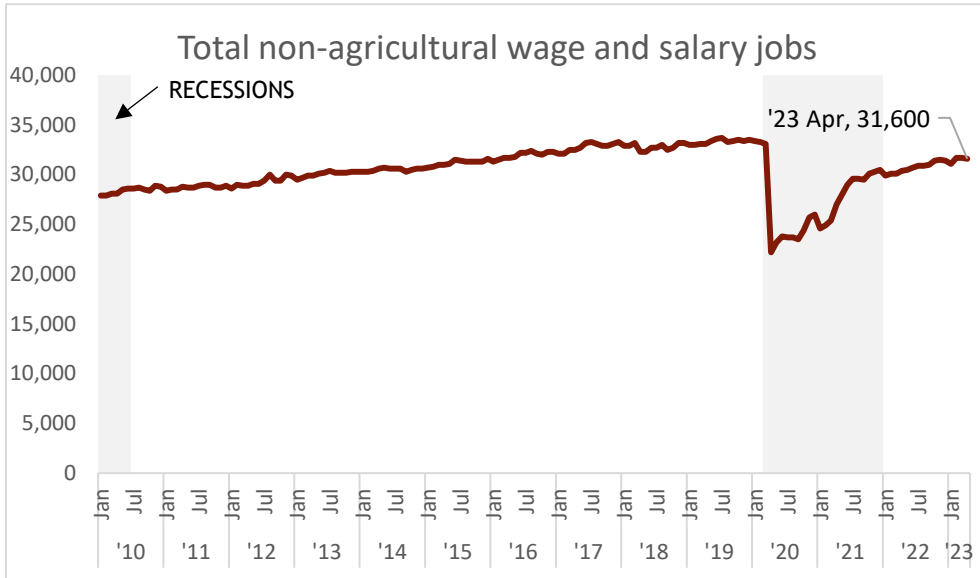
Claims, 2021-2023



Claims, 3-year comparison



Labor Market Overview

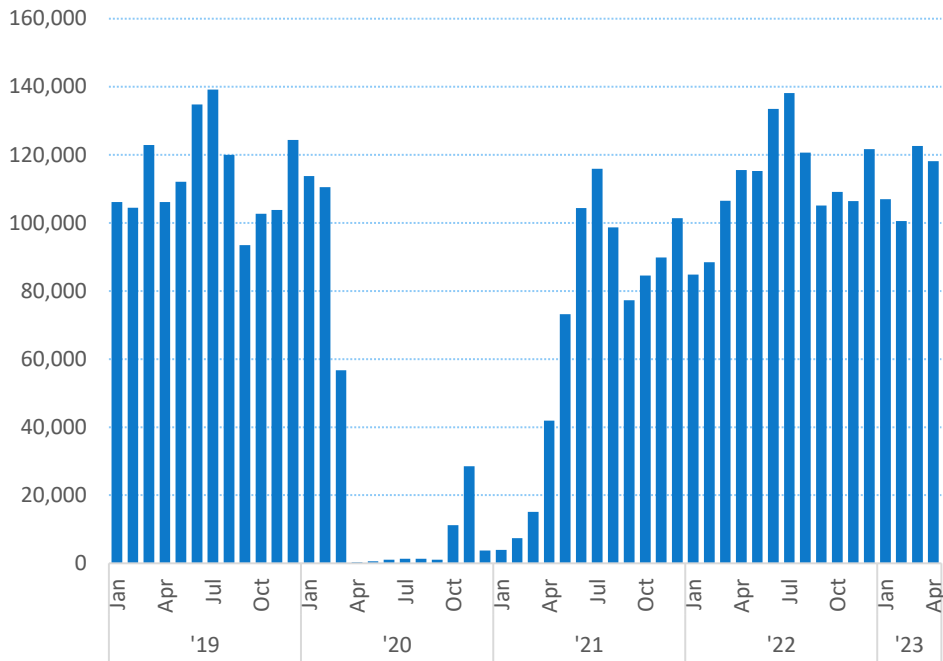


Jobs by Industry

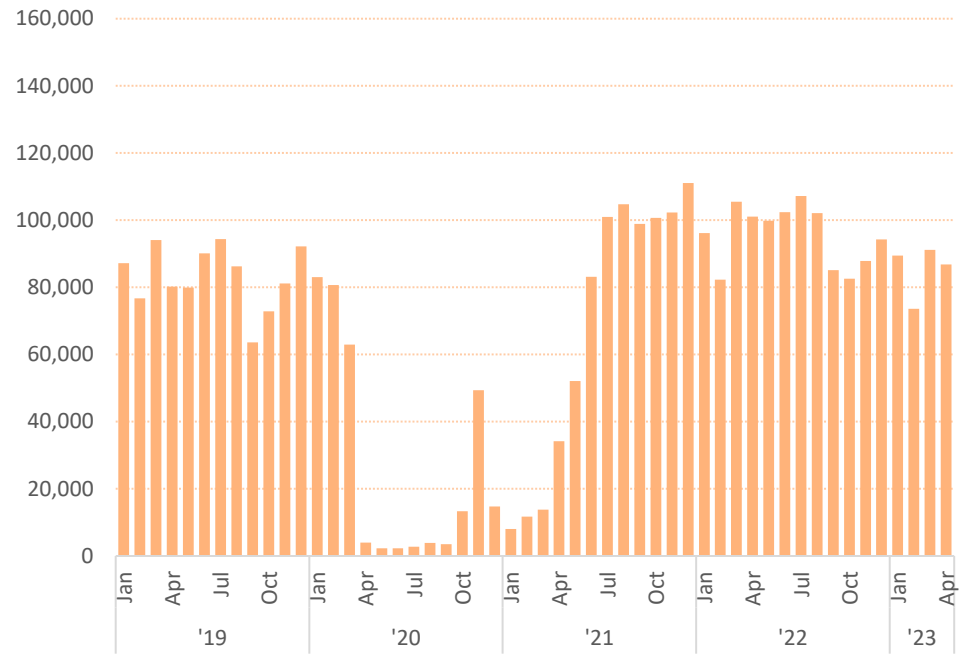
	Apr 2023	Apr 2022	Change from Apr 2022	% Change from Apr 2022	Job trend, Jan 2023 - Apr 2023
Total non-agriculture wage & salary	31,600	30,400	1,200	3.9	■ ■ ■ ■
Retail trade	3,900	3,800	100	2.6	■ ■ ■ ■
State government	3,100	3,100	0	0.0	■ ■ ■ ■
Health care & social assistance	2,600	2,600	0	0.0	■ ■ ■ ■
Professional & business services	3,100	2,800	300	10.7	■ ■ ■ ■
Food services & drinking places	3,900	4,000	-100	-2.5	■ ■ ■ ■
Natural resources, mining & construction	2,100	2,100	0	0.0	■ ■ ■ ■
Accommodation	4,300	3,800	500	13.2	■ ■ ■ ■
Local government	1,300	1,300	0	0.0	■ ■ ■ ■
Other services	1,100	1,000	100	10.0	■ ■ ■ ■
Transportation, warehousing & utilities	1,800	1,700	100	5.9	■ ■ ■ ■
Financial activities	1,000	1,000	0	0.0	■ ■ ■ ■
Federal government	500	600	-100	-16.7	■ ■ ■ ■
Wholesale trade	500	500	0	0.0	■ ■ ■ ■
Manufacturing	600	500	100	20.0	■ ■ ■ ■
Educational services	300	300	0	0.0	■ ■ ■ ■
Arts, entertainment & recreation	1,200	1,100	100	9.1	■ ■ ■ ■
Information	200	200	0	0.0	■ ■ ■ ■

Tourism Overview

Total visitor arrivals by air

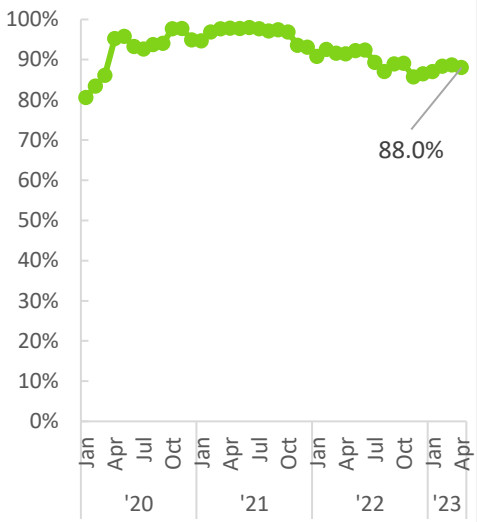


Total airseats

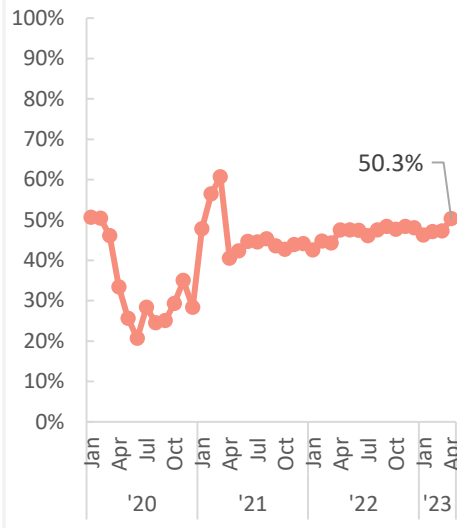


Lihue airport; excludes inter-island airseats.

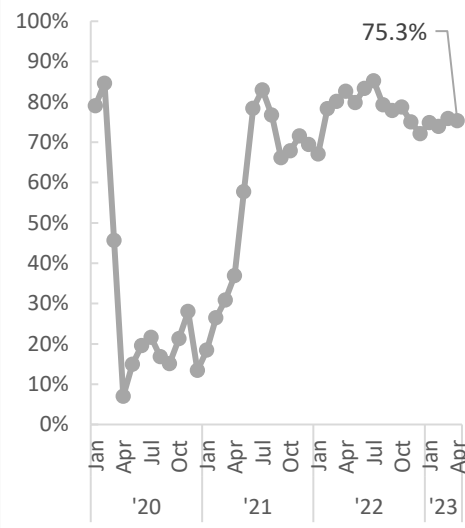
US mainland visitors (% of total arrivals)



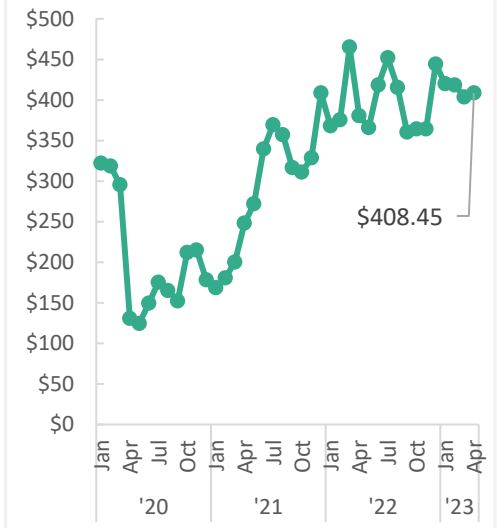
Visitors staying in hotels (%)



Hotel occupancy (%)



Average hotel room rate (\$)

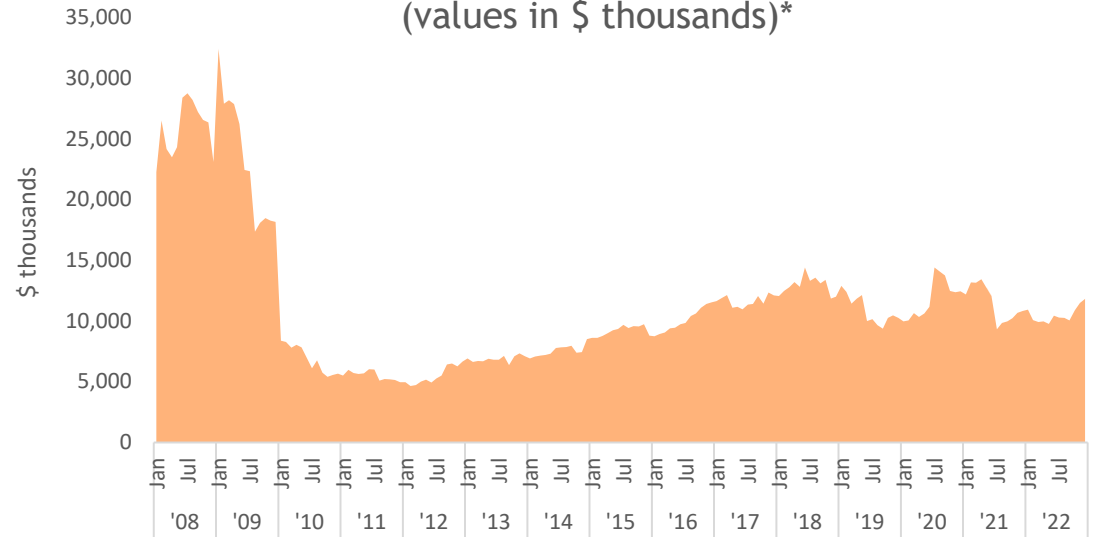


Construction

	Apr. 2023	Apr. 2022	% Change from Apr. 2022
Total private permits	17,358	12,817	35.4
Residential	17,358	12,817	35.4
Commercial & industrial	NA	NA	NA
Additions & alterations	NA	NA	NA

Permit values in \$ thousands.

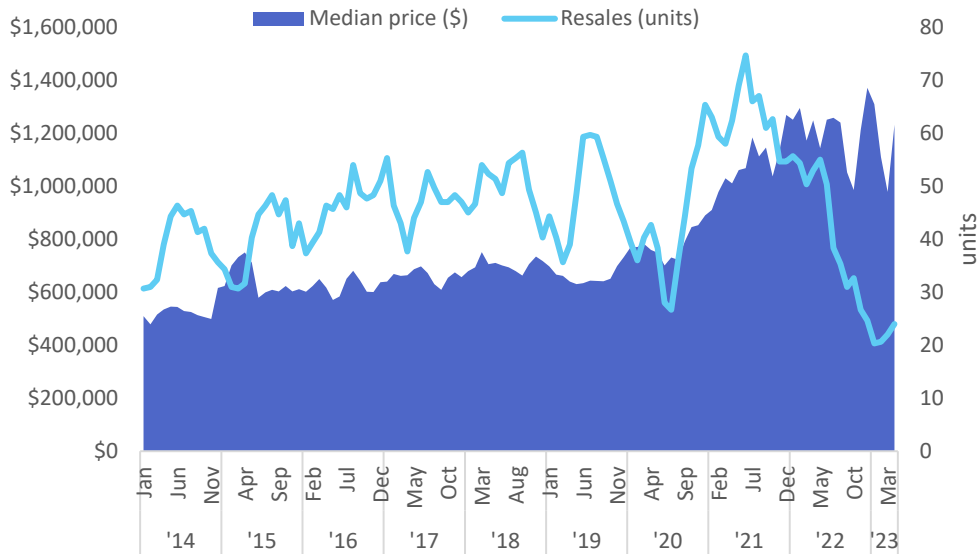
Residential building permits (values in \$ thousands)*



*12 month moving average

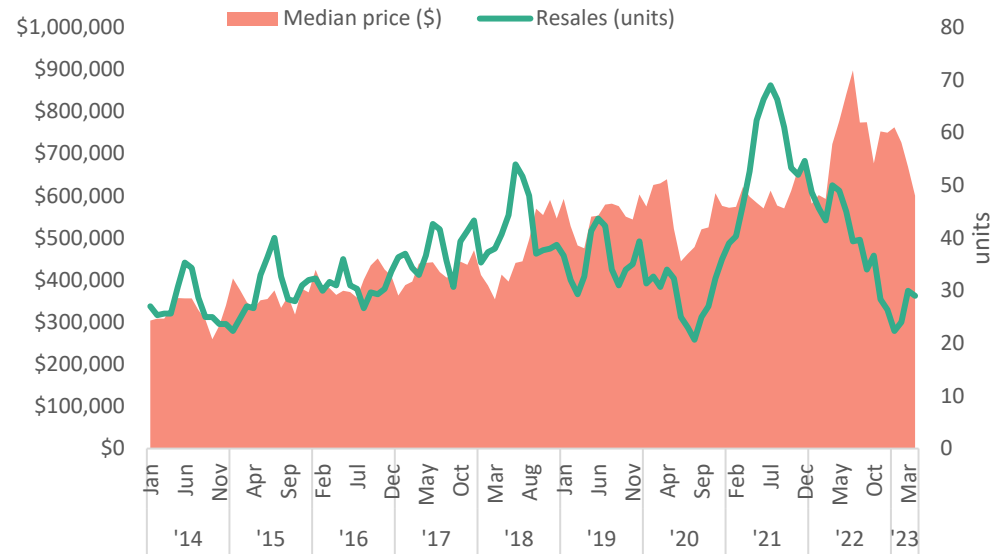
Housing Market

Single family home market*



*3 month moving average

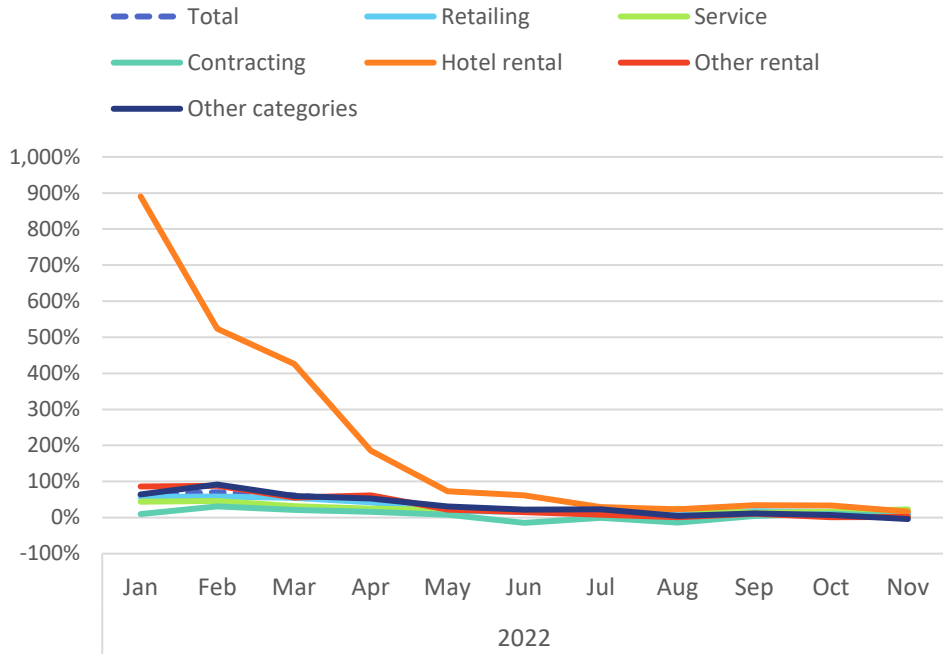
Condo/Apartment/Townhouse market*



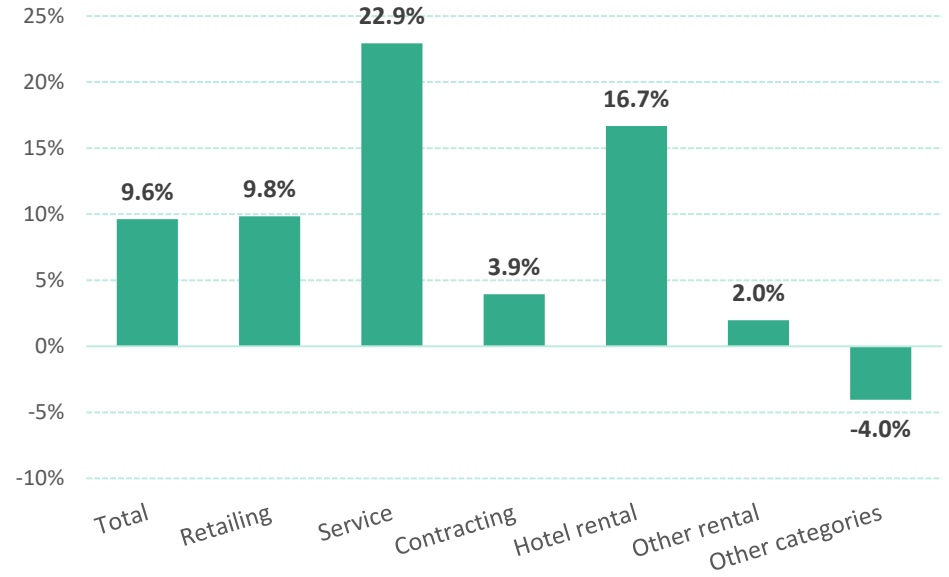
*3 month moving average

General Excise Tax Liability

% Change from same month prior year



By category (Nov. 2022)



Data

Hawaii State Department of Health, [Hawaii COVID-19 Data](#)

Hawaii Department of Business, Economic Development & Tourism, [Weekly Unemployment Updates](#)

Hawaii Department of Business, Economic Development & Tourism, [Economic Data Warehouse](#)

Hawaii Department of Business, Economic Development & Tourism, [Tourism Data Warehouse](#)

"Completed" vaccinations are two doses of the Pfizer or Moderna vaccine or a single dose of the Johnson & Johnson vaccine.

Compiled by DBEDT's Research & Economic Analysis Division

research
economic
analysis
division