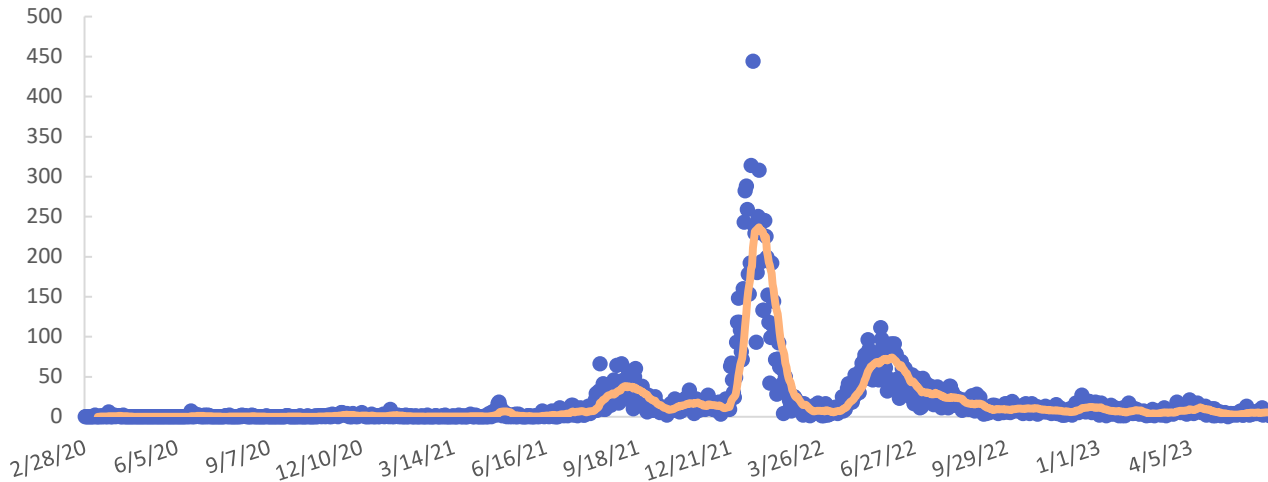




Issued June 30, 2023

COVID-19 Metrics

New known cases and 14-day moving average



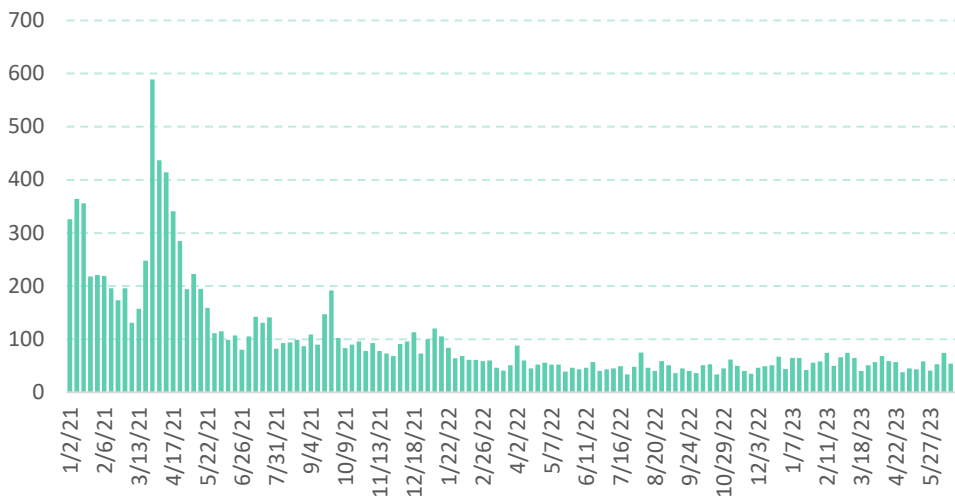
Case metrics	Cumulative total	Per 100K population
Cases	19,825	27,047

People vaccinated	Number	Percent
At least 1 dose	58,951	80.4
Completed	47,528	64.8
At least 1 booster	32,435	44.3

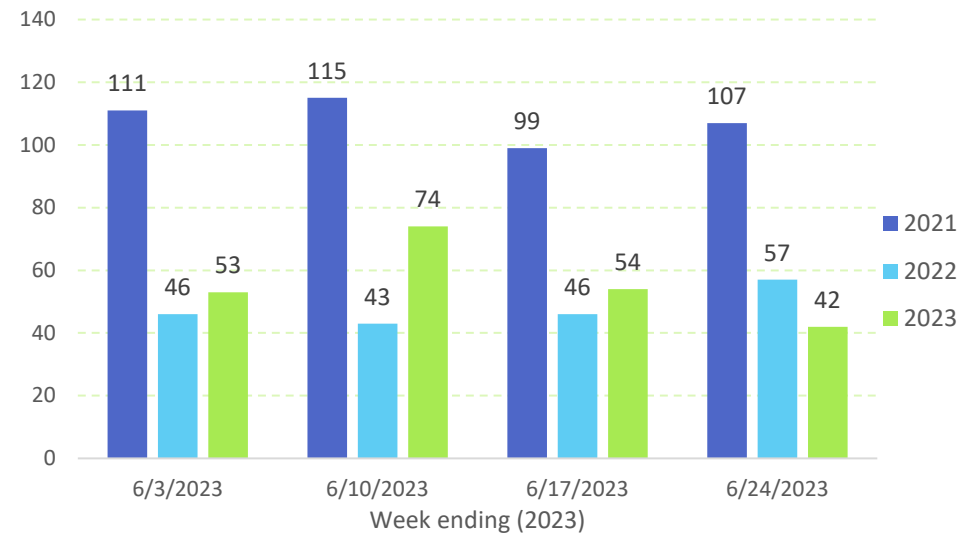
For latest data available as of June 30, 2023.

Initial Unemployment Claims

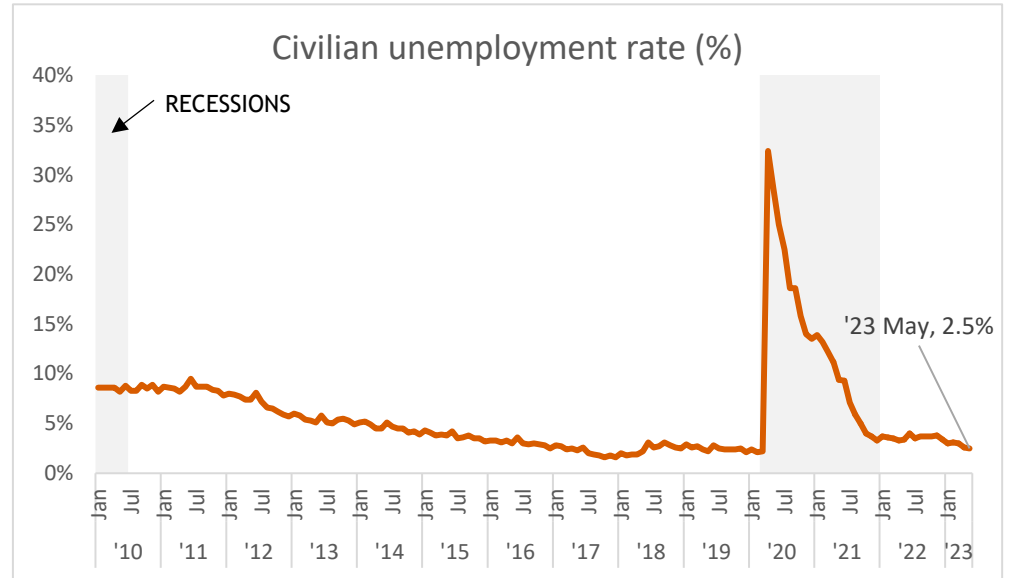
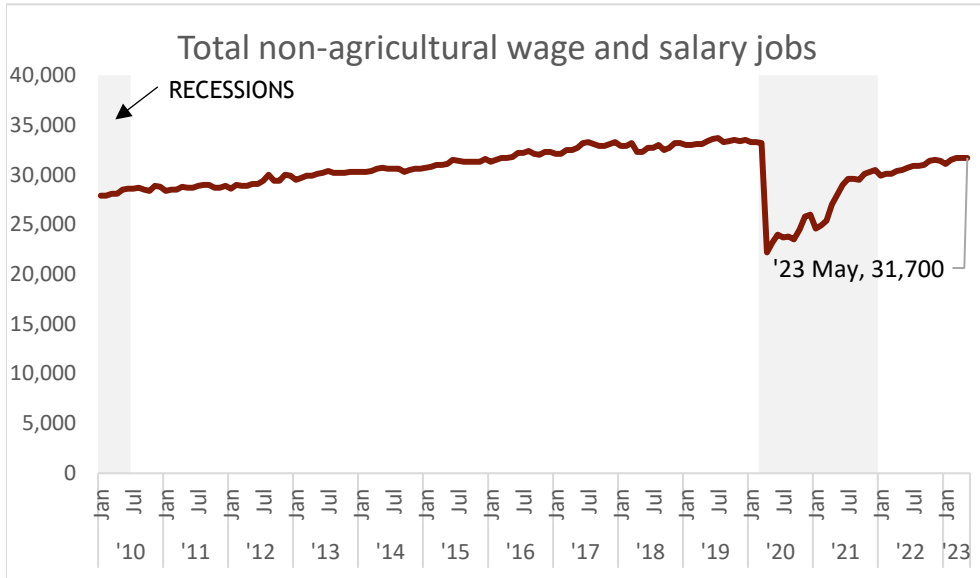
Claims, 2021-2023



Claims, 3-year comparison



Labor Market Overview

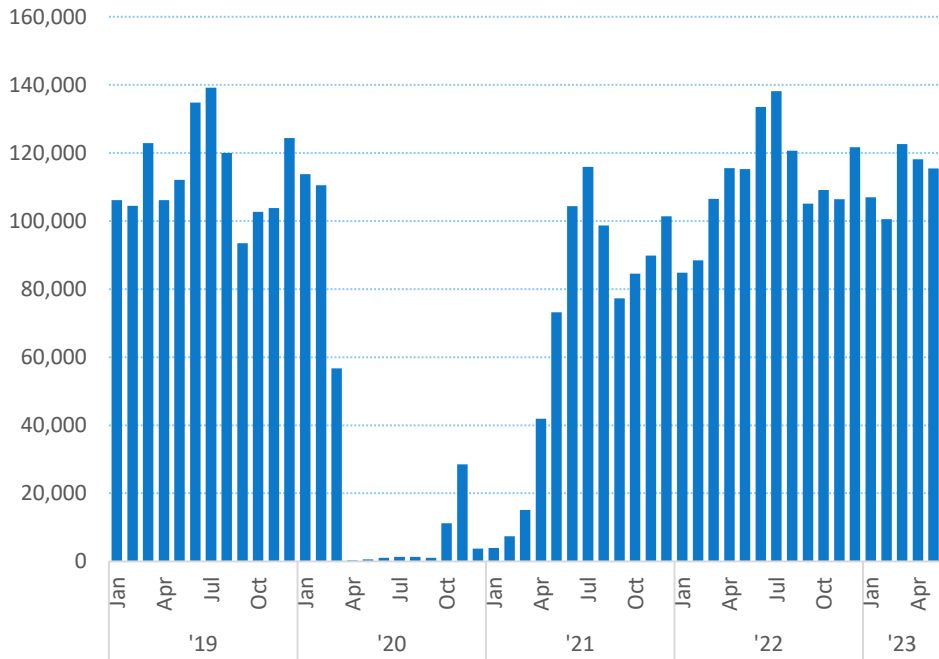


Jobs by Industry

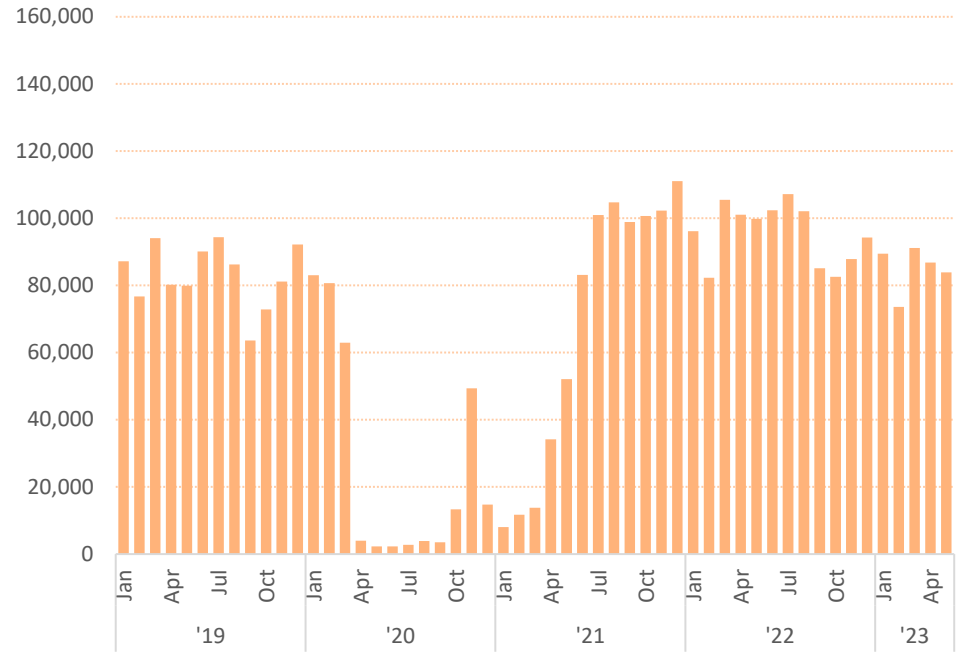
	May 2023	May 2022	Change from May 2022	% Change from May 2022	Job trend, Jan 2023 - May 2023
Total non-agriculture wage & salary	31,700	30,500	1,200	3.9	■■■■■
Retail trade	4,000	3,800	200	5.3	■■■■■
State government	3,100	3,100	0	0.0	■■■■■
Health care & social assistance	2,600	2,600	0	0.0	■■■■■
Professional & business services	2,900	2,800	100	3.6	■■■■■
Food services & drinking places	3,900	4,100	-200	-4.9	■■■■■
Natural resources, mining & construction	2,100	2,100	0	0.0	■■■■■
Accommodation	4,400	3,800	600	15.8	■■■■■
Local government	1,400	1,300	100	7.7	■■■■■
Other services	1,100	1,000	100	10.0	■■■■■
Transportation, warehousing & utilities	1,800	1,700	100	5.9	■■■■■
Financial activities	1,000	1,100	-100	-9.1	■■■■■
Federal government	500	600	-100	-16.7	■■■■■
Wholesale trade	500	500	0	0.0	■■■■■
Manufacturing	600	500	100	20.0	■■■■■
Educational services	300	300	0	0.0	■■■■■
Arts, entertainment & recreation	1,200	1,100	100	9.1	■■■■■
Information	200	200	0	0.0	■■■■■

Tourism Overview

Total visitor arrivals by air

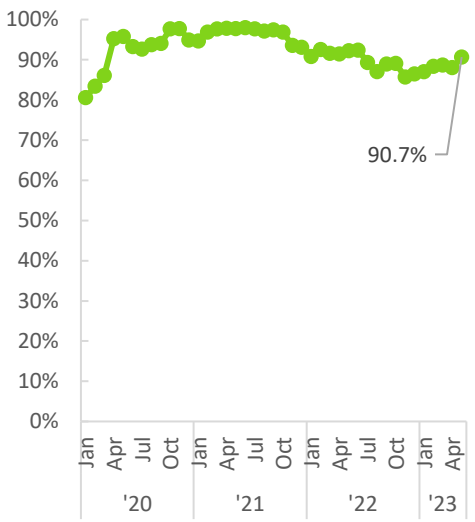


Total airseats

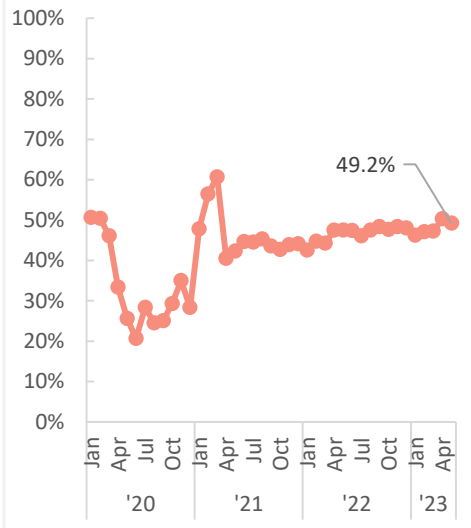


Lihue airport; excludes inter-island airseats.

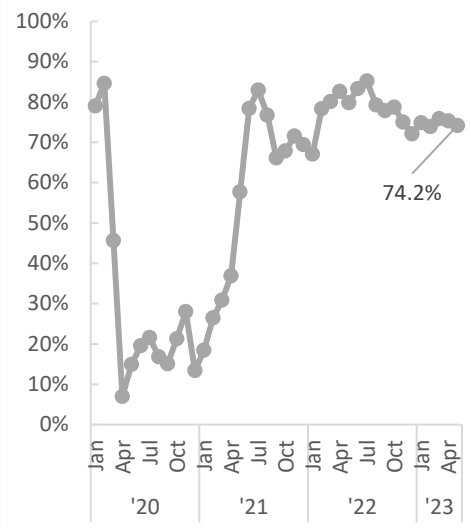
US mainland visitors (% of total arrivals)



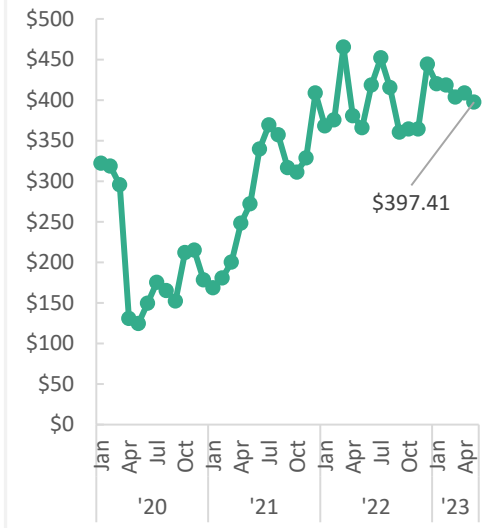
Visitors staying in hotels (%)



Hotel occupancy (%)



Average hotel room rate (\$)

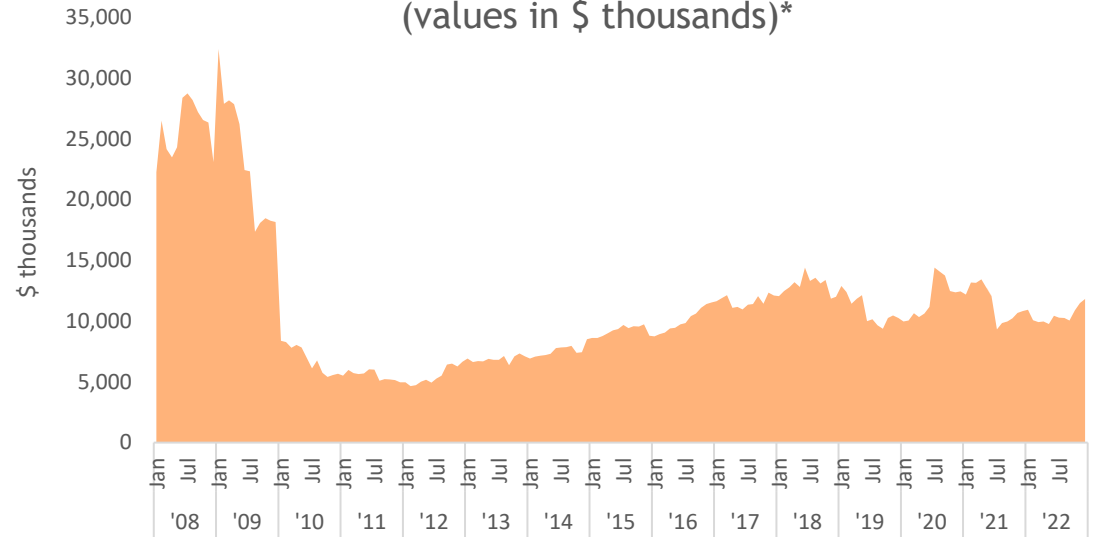


Construction

	May. 2023	May. 2022	% Change from May. 2022
Total private permits	11,037	5,047	118.7
Residential	11,037	5,047	118.7
Commercial & industrial	NA	NA	NA
Additions & alterations	NA	NA	NA

Permit values in \$ thousands.

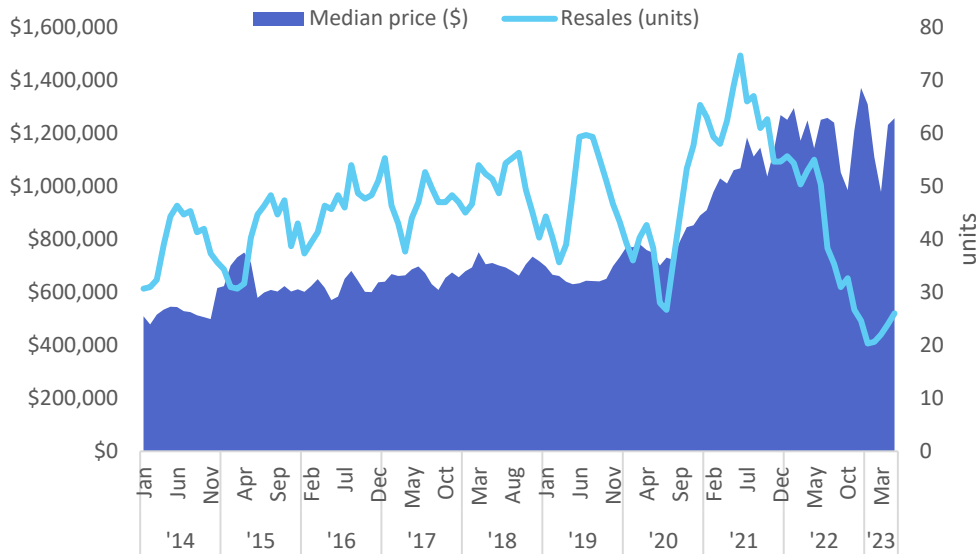
Residential building permits (values in \$ thousands)*



*12 month moving average

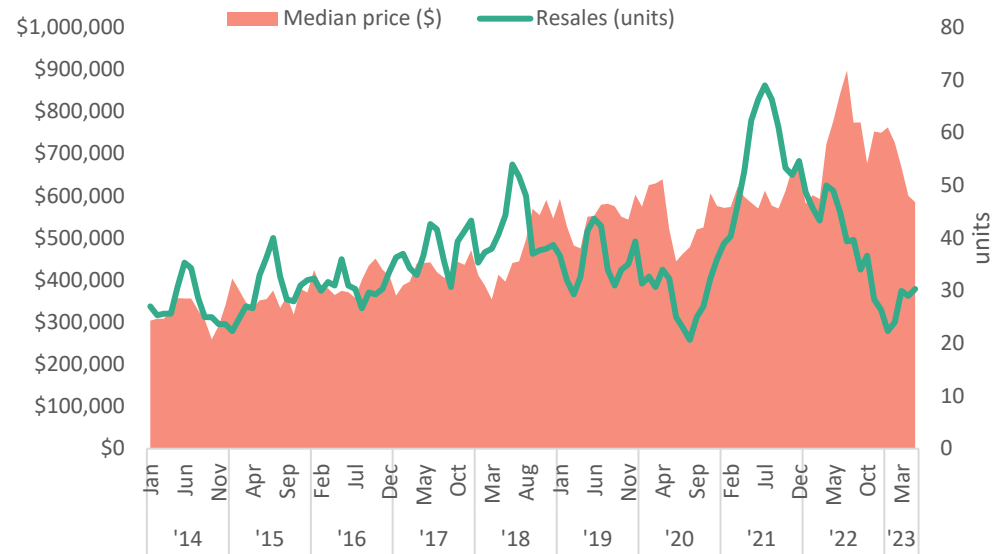
Housing Market

Single family home market*



*3 month moving average

Condo/Apartment/Townhouse market*



*3 month moving average

Data

Hawaii State Department of Health, [Hawaii COVID-19 Data](#)

Hawaii Department of Business, Economic Development & Tourism, [Weekly Unemployment Updates](#)

Hawaii Department of Business, Economic Development & Tourism, [Economic Data Warehouse](#)

Hawaii Department of Business, Economic Development & Tourism, [Tourism Data Warehouse](#)

"Completed" vaccinations are two doses of the Pfizer or Moderna vaccine or a single dose of the Johnson & Johnson vaccine.

Compiled by DBEDT's Research & Economic Analysis Division

research
economic
analysis
division