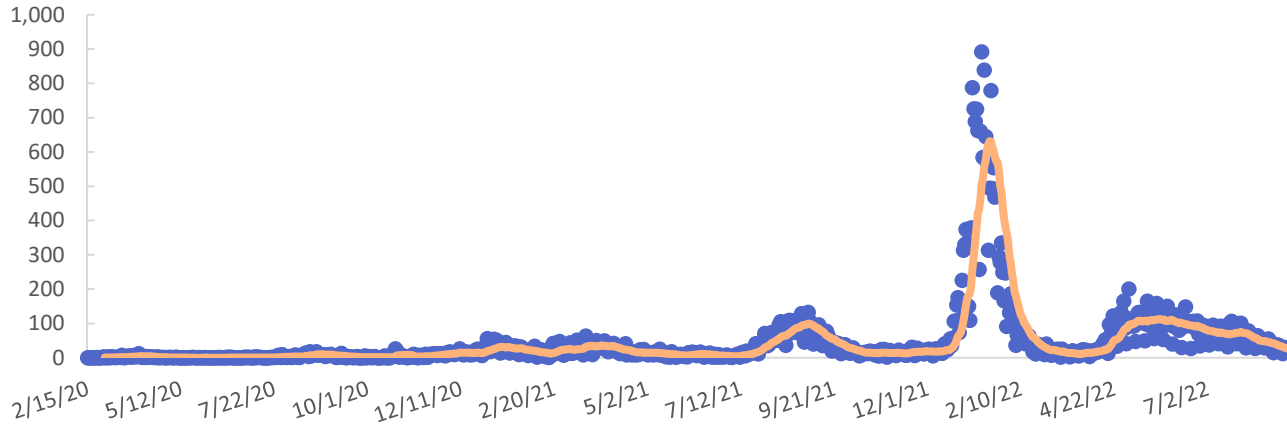




Issued October 14, 2022

COVID-19 Metrics for Maui County

New known cases and 14-day moving average



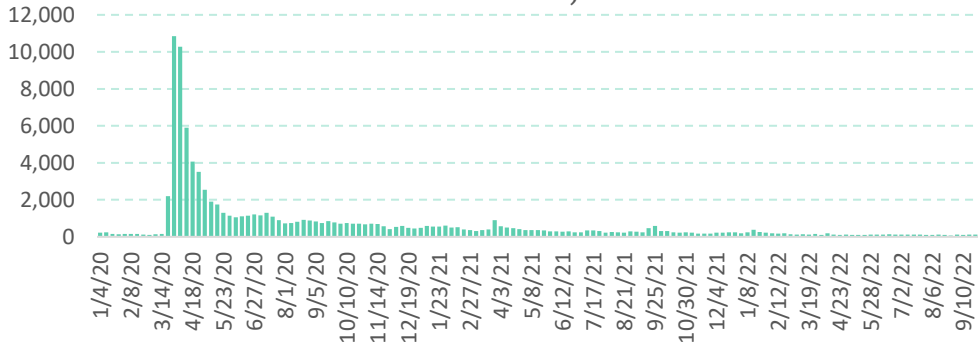
Case metrics	Cumulative total	Per 100K population
Cases	43,125	26,162

People vaccinated	Number	Percent
At least 1 dose	138,694	84.1
Completed	112,938	68.5
At least 1 booster	72,534	44.0

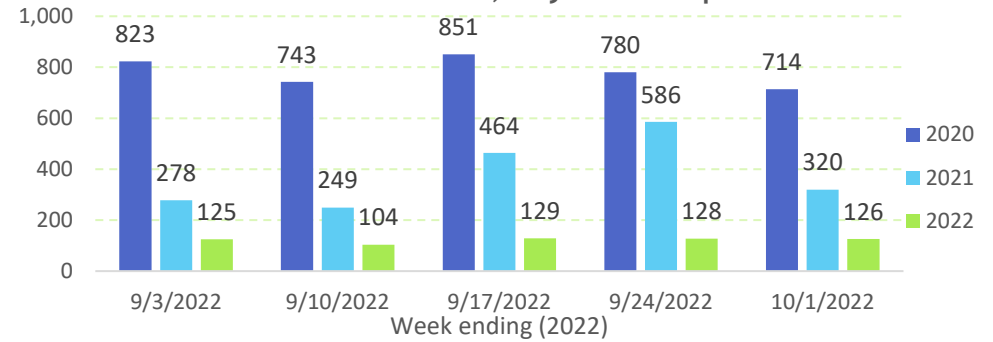
For latest data available as of October 14, 2022.

Initial Unemployment Claims

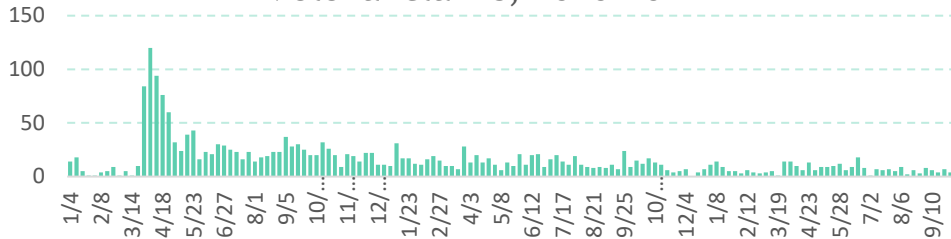
Maui & Lanai claims, 2020-2022



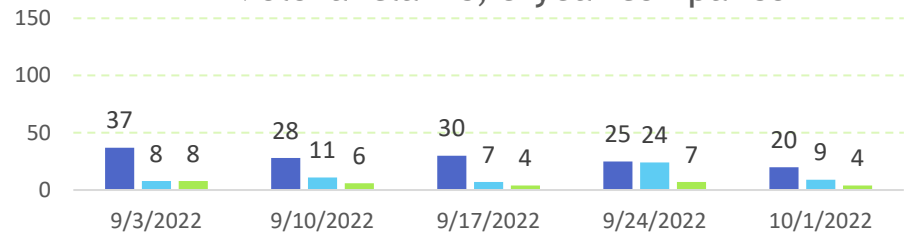
Maui & Lanai claims, 3-year comparison



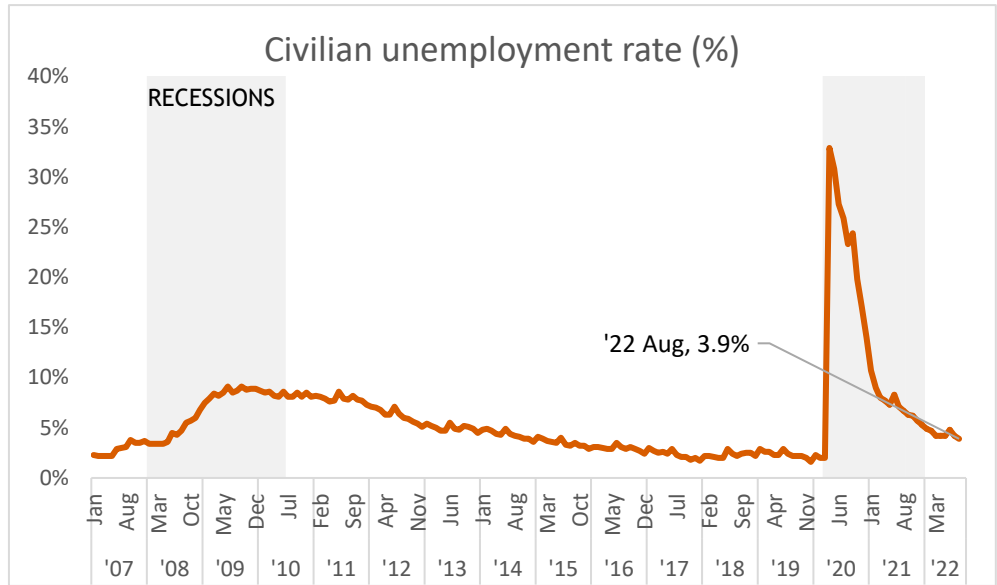
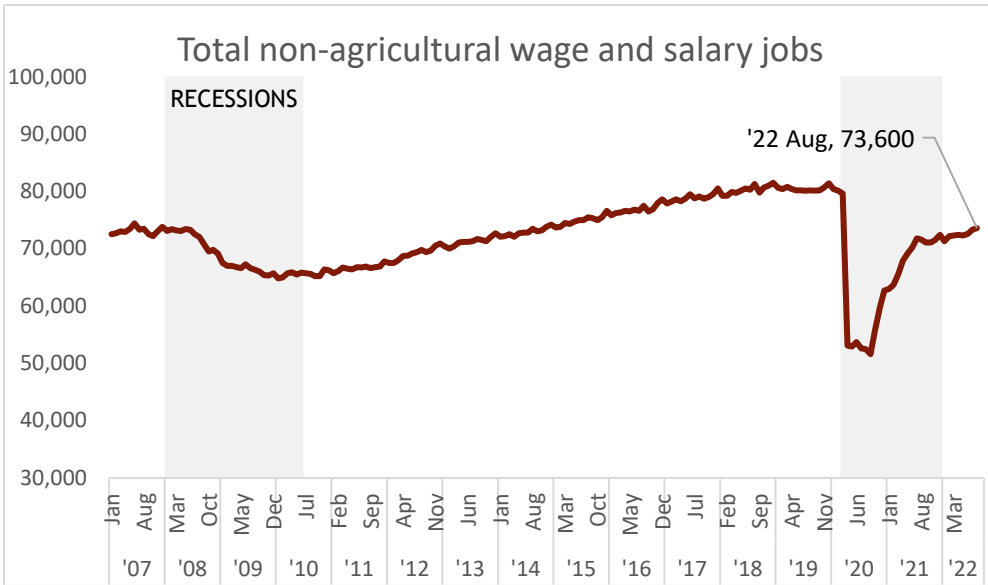
Molokai claims, 2020-2022



Molokai claims, 3-year comparison



Labor Market Overview for Maui County

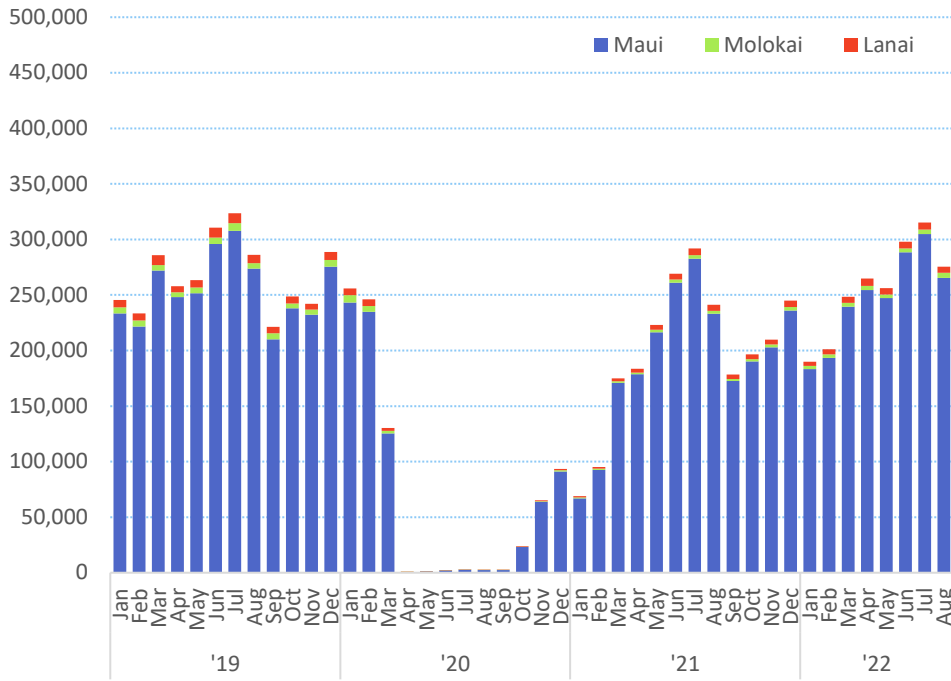


Jobs by Industry

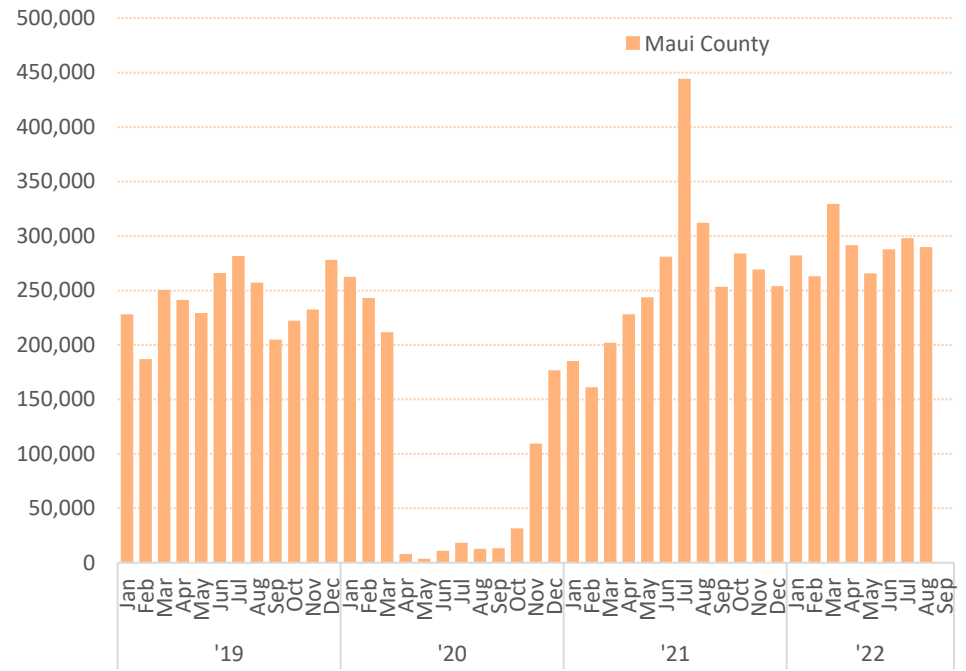
	Aug 2022	Aug 2021	Change from Aug 2021	% Change from Aug 2021	Job trend, Jan 2022 - Aug 2022
Total non-agriculture wage & salary	73,600	71,600	2,000	2.8	■ ■ ■ ■ ■ ■ ■ ■ ■ ■
Retail trade	9,000	9,000	0	0.0	■ ■ ■ ■ ■ ■ ■ ■ ■ ■
Health care & social assistance	8,100	7,900	200	2.5	■ ■ ■ ■ ■ ■ ■ ■ ■ ■
Accommodation	12,100	11,000	1,100	10.0	■ ■ ■ ■ ■ ■ ■ ■ ■ ■
Professional & business services	6,900	6,500	400	6.2	■ ■ ■ ■ ■ ■ ■ ■ ■ ■
State government	4,900	4,900	0	0.0	■ ■ ■ ■ ■ ■ ■ ■ ■ ■
Food services & drinking places	9,100	8,500	600	7.1	■ ■ ■ ■ ■ ■ ■ ■ ■ ■
Natural resources, mining & construction	4,100	4,200	-100	-2.4	■ ■ ■ ■ ■ ■ ■ ■ ■ ■
Transportation, warehousing & utilities	4,000	3,900	100	2.6	■ ■ ■ ■ ■ ■ ■ ■ ■ ■
Arts, entertainment & recreation	1,500	1,900	-400	-21.1	■ ■ ■ ■ ■ ■ ■ ■ ■ ■
Local government	2,600	2,600	0	0.0	■ ■ ■ ■ ■ ■ ■ ■ ■ ■
Other services	3,300	3,100	200	6.5	■ ■ ■ ■ ■ ■ ■ ■ ■ ■
Financial activities	2,700	2,800	-100	-3.6	■ ■ ■ ■ ■ ■ ■ ■ ■ ■
Wholesale trade	1,400	1,400	0	0.0	■ ■ ■ ■ ■ ■ ■ ■ ■ ■
Educational services	1,300	1,300	0	0.0	■ ■ ■ ■ ■ ■ ■ ■ ■ ■
Manufacturing	1,100	1,100	0	0.0	■ ■ ■ ■ ■ ■ ■ ■ ■ ■
Federal government	900	900	0	0.0	■ ■ ■ ■ ■ ■ ■ ■ ■ ■
Information	600	600	0	0.0	■ ■ ■ ■ ■ ■ ■ ■ ■ ■

Tourism Overview

Total visitor arrivals by air

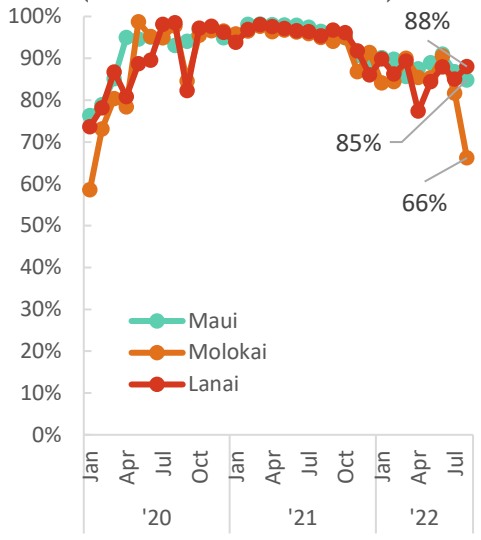


Total airseats

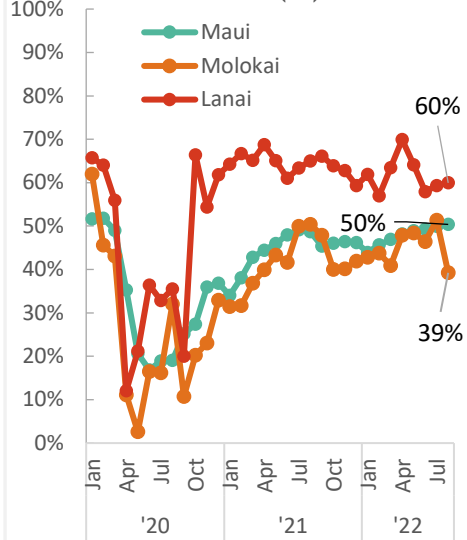


Kahului airport; excludes inter-island airseats.

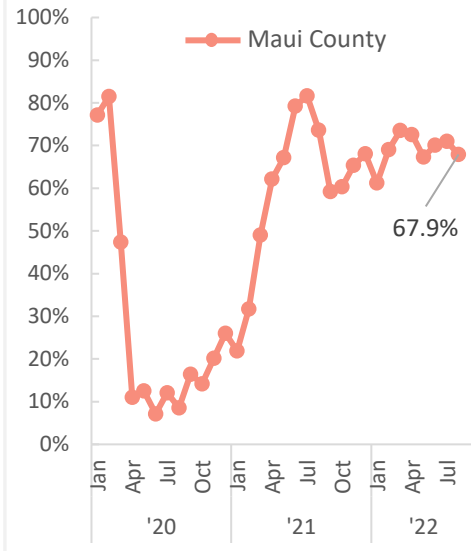
US mainland visitors (% of total arrivals)



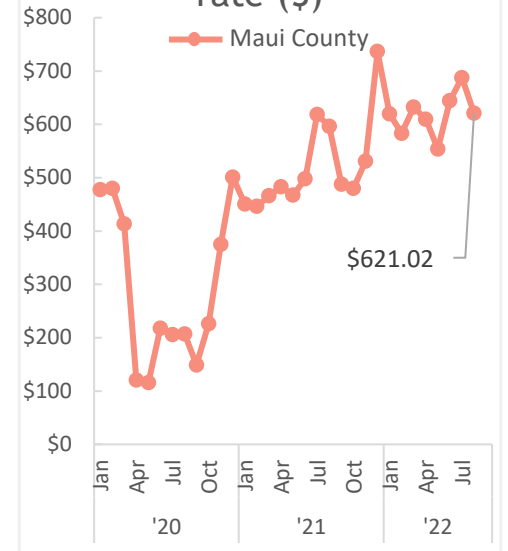
Visitors staying in hotels (%)



Hotel occupancy (%)



Average hotel room rate (\$)

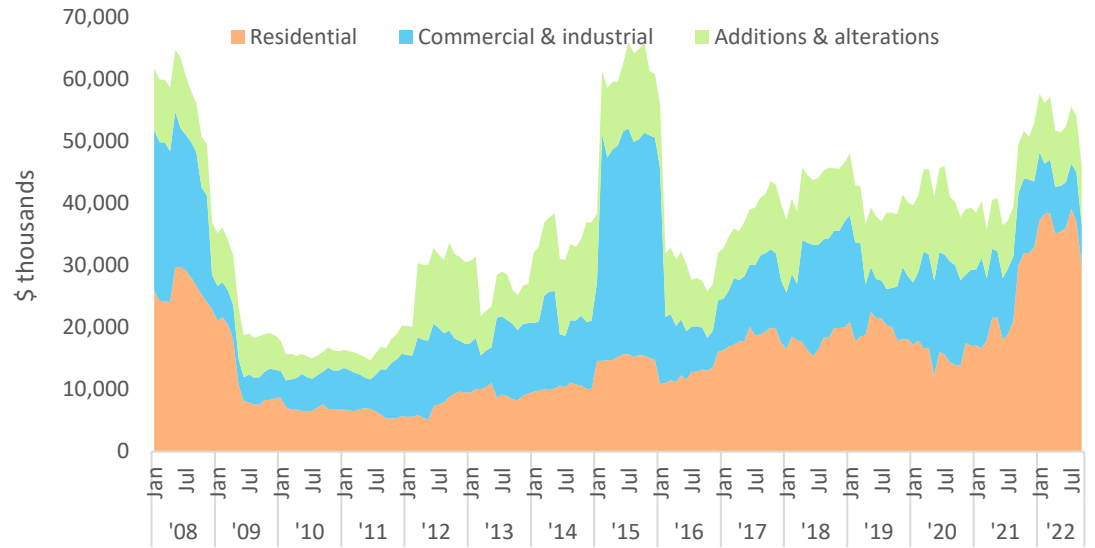


Construction for Maui County

	Aug. 2022	Aug. 2021	% Change from Aug. 2021
Total private permits	25,280	42,999	-41.2
Residential	11,708	35,820	-67.3
Commercial & industrial	9,750	2,036	378.9
Additions & alterations	3,822	5,143	-25.7

Permit values in \$ thousands.

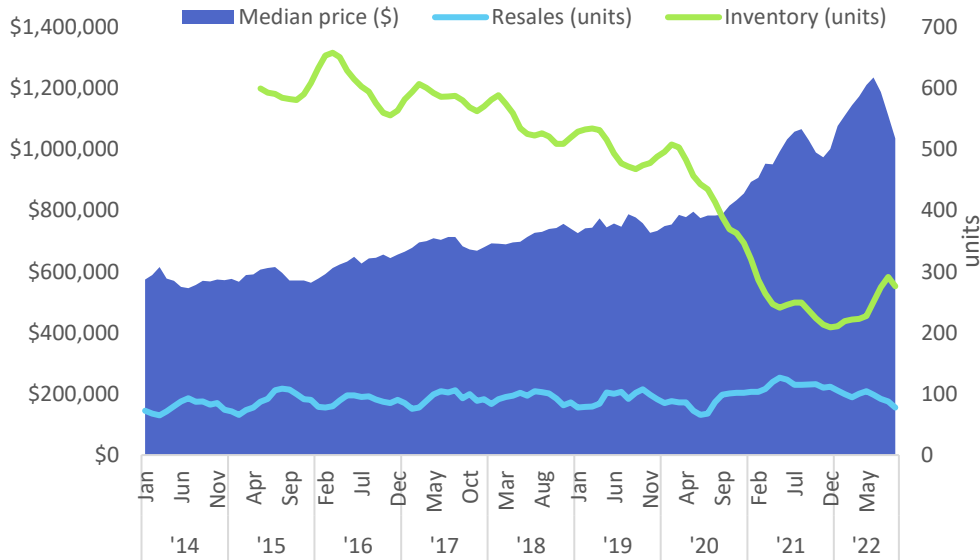
Private building permits (values in \$ thousands)*



*12 month moving average

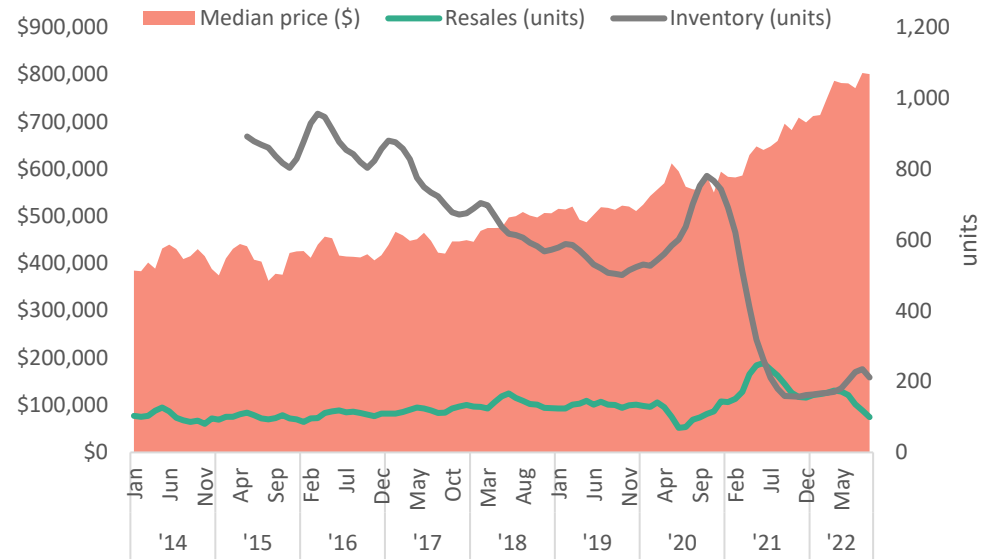
Housing Market for Maui County

Single family home market*



*3 month moving average

Condo/Apartment/Townhouse market*



*3 month moving average

Data

Hawaii State Department of Health, [Hawaii COVID-19 Data](#)

Hawaii Emergency Management Agency, [COVID-19 Information Hub](#)

Hawaii Department of Business, Economic Development & Tourism, [Weekly Unemployment Updates](#)

Hawaii Department of Business, Economic Development & Tourism, [Economic Data Warehouse](#)

Hawaii Department of Business, Economic Development & Tourism, [Tourism Data Warehouse](#)

"Completed" vaccinations are two doses of the Pfizer or Moderna vaccine or a single dose of the Johnson & Johnson vaccine.