

DAVID Y. IGE
GOVERNOR



STATE OF HAWAII
DEPARTMENT OF TRANSPORTATION
869 PUNCHBOWL STREET
HONOLULU, HAWAII 96813-5097

FORD N. FUCHIGAMI
DIRECTOR

Deputy Directors
JADE T. BUTAY
ROSS M. HIGASHI
EDWIN H. SNIFFEN
DARRELL T. YOUNG

IN REPLY REFER TO:

Board of Land and
Natural Resources
State of Hawaii
Honolulu, Hawaii

ISSUANCE OF REVOCABLE PERMITS FOR RENT A CAR OPERATIONS
EAN HOLDINGS, LLC DBA NATIONAL CAR RENTAL
KAHULUI AIRPORT, KONA INTERNATIONAL AIRPORT AT KEAHOLE
HILO INTERNATIONAL AIRPORT, AND LIHUE AIRPORT
TAX MAP KEY: (2) 3-8-01: Kahului Airport
TAX MAP KEY: (3) 7-3-43: Kona International Airport at Keahole
TAX MAP KEY: (3) 2-1-12: Hilo International Airport
TAX MAP KEY: (4) 3-5-01: Lihue Airport

STATEWIDE

LEGAL REFERENCE:

Section 171-55, Hawaii Revised Statutes

APPLICANT:

EAN Holdings, LLC dba National Car Rental, whose business address is 600 Corporate Park Drive, St. Louis, Missouri 63105

ZONING:

Kahului - Land Use: Urban/County: Airport
Kona at Keahole - Land Use: Urban/County: Industrial (MG1a)
Hilo - Land Use: Urban/County: Industrial (ML20)
Lihue - Land Use: Urban/County: Industrial (IG-STP)

LAND TITLE STATUS:

Kahului - Section 5(a) lands of the Hawaii Admissions Act: Non-Ceded
DHHL 30% entitlement lands pursuant to the Hawaii State Constitution: No
Kona at Keahole - Section 5(b) lands of the Hawaii Admissions Act: Ceded
DHHL 30% entitlement lands pursuant to the Hawaii State Constitution: No
Hilo - Section 5(b) lands of the Hawaii Admissions Act: Ceded
DHHL 30% entitlement lands pursuant to the Hawaii State Constitution: No
Lihue - Section 5(a) lands of the Hawaii Admissions Act: Non-Ceded
DHHL 30% entitlement lands pursuant to the Hawaii State Constitution: No

ITEM M-30

CURRENT USE STATUS:

Airport and aeronautical purposes

CHARACTER OF USE:

Rental car operations

COMMENCEMENT DATE:

Upon complete execution of the revocable permits

MONTHLY RENTAL:

Monthly Minimum Guaranteed Fee or ten percent (10%) of the monthly gross receipts as follows:

Kahului - \$ 72,995.13
Kona - \$ 35,844.71
Hilo - \$ 7,944.96
Lihue - \$ 36,776.02

DCCA VERIFICATION:

Place of business registration confirmed:	YES <u>X</u>	NO _____
Registered business name confirmed:	YES <u>X</u>	NO _____
Good standing confirmed:	YES <u>X</u>	NO _____

CHAPTER 343, HRS – ENVIRONMENTAL ASSESSMENT:

Pursuant to Section 11-200-8 (a), Environmental Impact Statement Rules of the Department of Health, State of Hawaii, this disposition is exempt from requirements regarding preparation of an environmental assessment, negative declaration, or environmental impact statement as required by Chapter 343, Hawaii Revised Statutes, as amended, relating to Environmental Impact Statements because the proposed action falls within Exemption Class #1, Comprehensive Exemption List for the State of Hawaii, Department of Transportation Amended November 15, 2000, as approved by the Environmental Quality Council. Exemption Class #1 covers operations, repairs, or maintenance of existing structures, facilities, equipment, or topographical features involving negligible or no expansion or change of use beyond that previously existing.

REMARKS

This permit allows EAN Holdings, LLC dba National Car Rental at Kahului Airport, Kona International Airport at Keahole, Hilo International Airport, and Lihue Airport to continue operations at the Airports while the Department of Transportation, Airports Division, prepares documents for the bidding process for a long-term concession agreement.

RECOMMENDATION:

That the Board authorize the Department of Transportation to issue month-to-month revocable permits to EAN Holdings, LLC dba National Car Rental, subject to: (1) terms and conditions herein outlined, which are by reference incorporated herein; and (2) such additional terms and conditions as may be prescribed by the Director of Transportation to best serve the interests of the State.

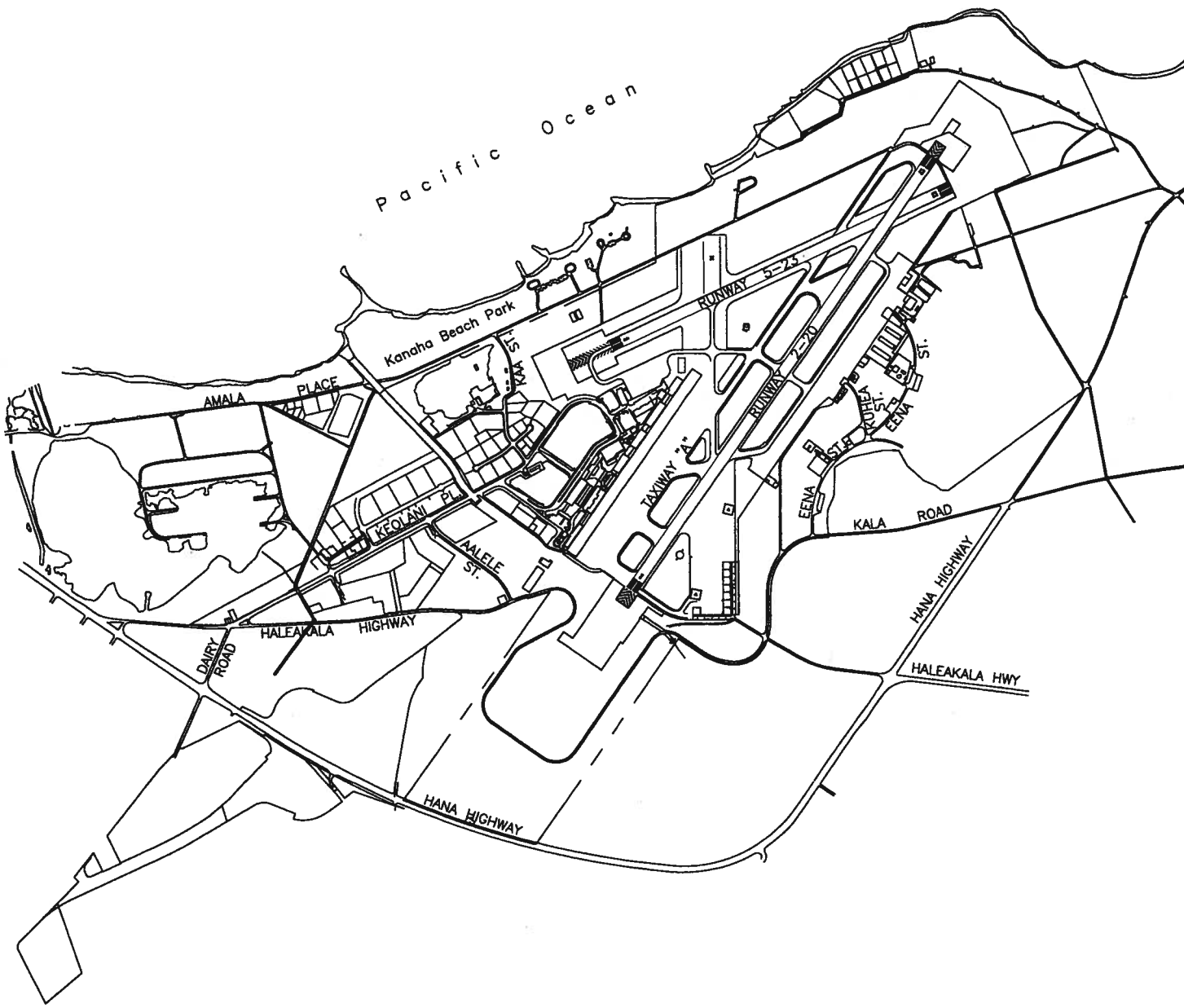
Respectfully submitted,


FORD N. FUCHIGAMI
Director of Transportation

APPROVAL FOR SUBMITTAL:



CARTY S. CHANG
Acting Chairperson



SCALE: 1" = 2000'

DATE :

EXHIBIT: **A**



Airports Division

"AIRPORT"

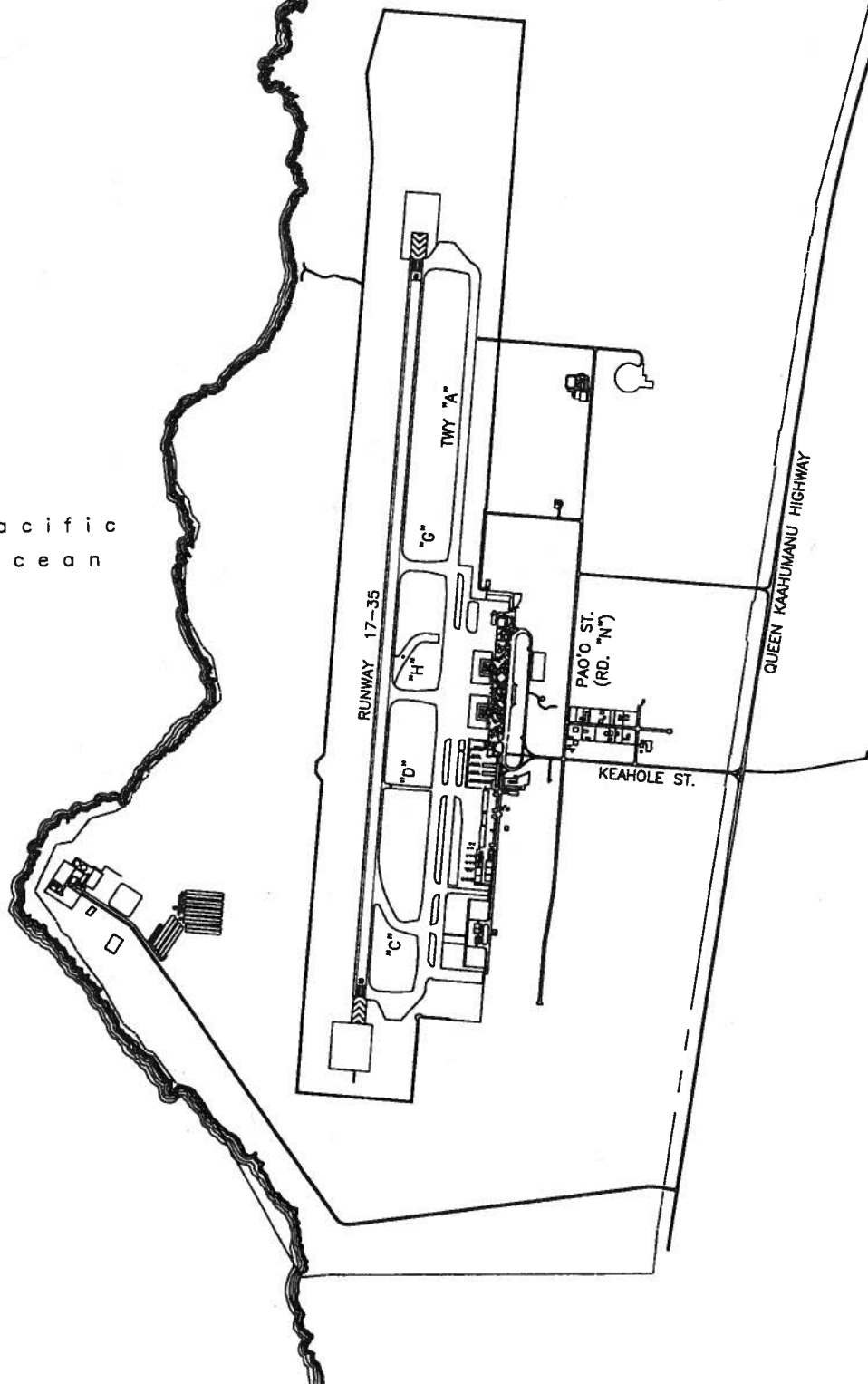
PLAT 01

KAHULUI AIRPORT

N:\AIRPORTS\OGG_KAHULUI\CAD\PM\OGG_AIRPORT01.DWG



Pacific
Ocean



SCALE: 1" = 2500'

DATE :

EXHIBIT: **A**



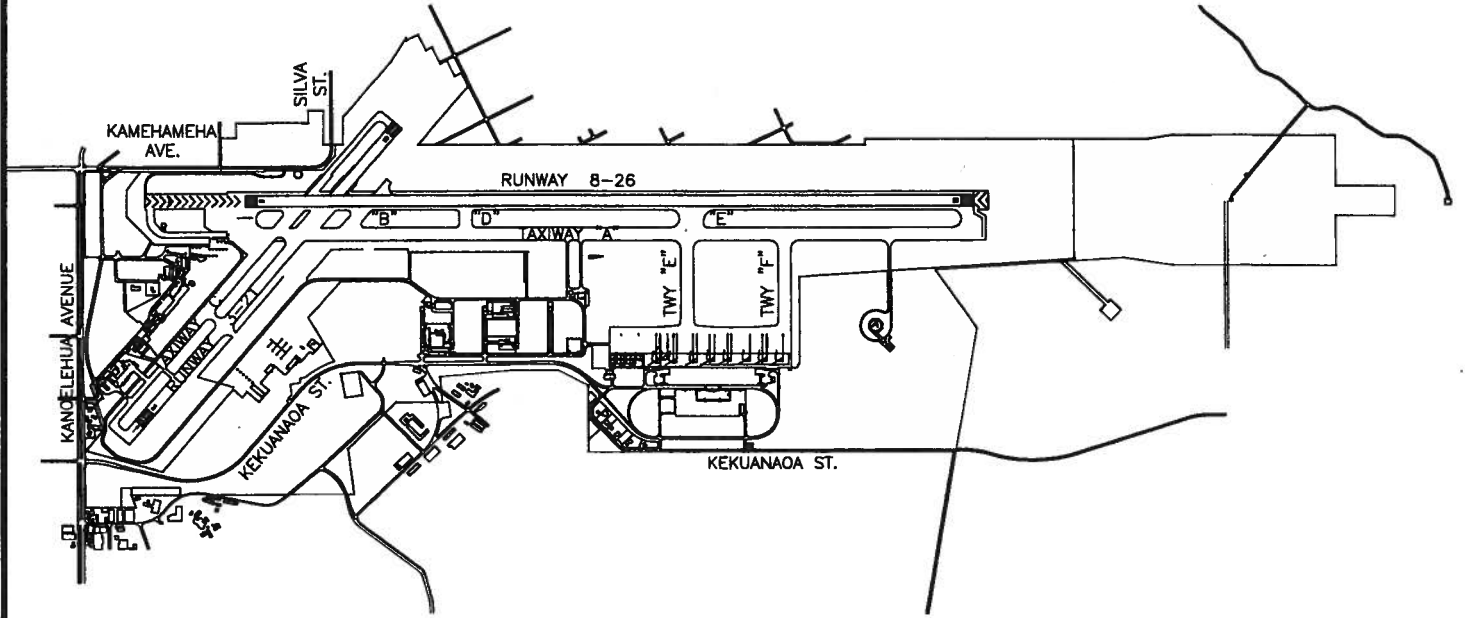
Airports Division

"AIRPORT"

PLAT 01

N:\AIRPORTS\KOA_KONA\CAD\PM\KOA_AIRPORT2.DWG

KONA INTERNATIONAL AIRPORT AT KEAHOLE



SCALE: 1" = 2500'

DATE :

EXHIBIT: **A**

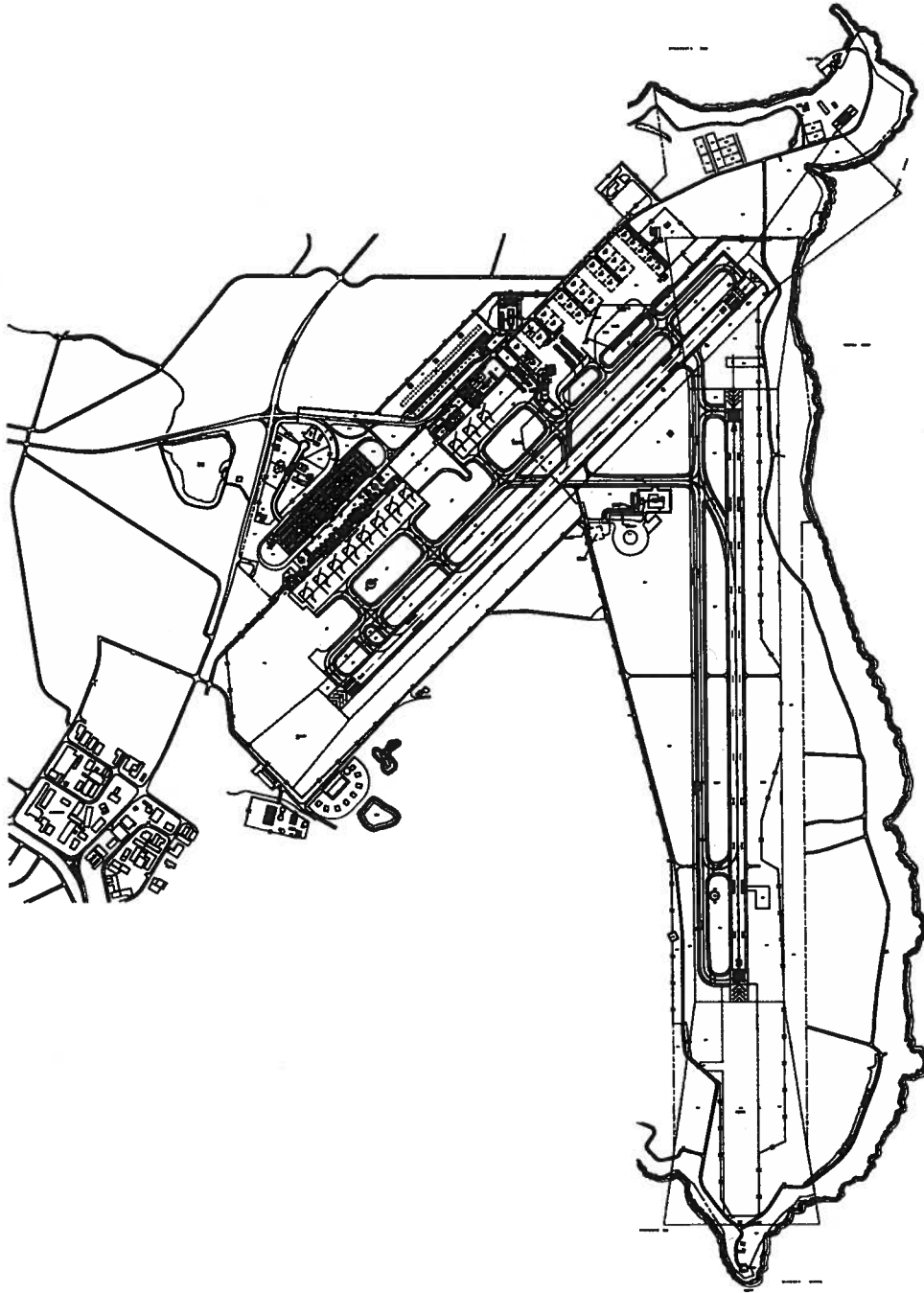


Airports Division

"AIRPORT"

PLAT 01

HILO INTERNATIONAL AIRPORT



SCALE: 1" = 2000'

DATE :

EXHIBIT: A



Airports Division

"AIRPORT"

PLAT 01

LIHUE AIRPORT

N:\AIRPORTS\LIH_LIHUE\CAD\PM\LIH_AIRPORT.DWG