

Status Report on Reducing and/or Continuing the Use of
Waimanalo Gulch Sanitary Landfill
April 18, 2023
10:00 a.m.
Kalanianaʻole Beach Park
89-269 Farrington Hwy, Waianae, HI 96792

Status Report

1. Introduction and Background

Notice of this public hearing was published in the Honolulu Star Advertiser on April 4, 2023 and posted on the City's Refuse Division website, www.honolulu.gov/opala.

The City and County of Honolulu, Department of Environmental Services ("ENV"), holds a public hearing once every three months in accordance with the terms of the FINDINGS OF FACT, CONCLUSIONS OF LAW, AND DECISION AND ORDER APPROVING WITH MODIFICATIONS THE CITY AND COUNTY OF HONOLULU PLANNING COMMISSION'S RECOMMENDATION TO APPROVE SPECIAL USE PERMIT certified on November 1, 2019, by the State of Hawaii Land Use Commission ("LUC") in Docket No. SP09-403 (the "LUC Order"). This public hearing is held to comply with Conditions 15 and 16 of the LUC Order, which states:

"15. The Applicant shall report to the public every three months on the efforts of the City Council and the City Administration in regard to the continued use of the WGSL, including any funding arrangements that are being considered by the City Council and the City Administration."

"16. The Applicant shall have a public hearing every three months in either Wai`anae, Mā`ili, or Nānākuli to report on the status of their efforts to either reduce or continue the use of the WGSL."

The complete LUC Order is available at the State LUC website: <https://luc.hawaii.gov/>

In accordance with the foregoing, the following report covers developments during the last calendar quarter regarding the matters set forth in Conditions 15 and 16 of the LUC Order.

EXHIBIT K474

2. Progress Toward Another Landfill Site

A. Condition 5 of the LUC Order states in relevant part:

The City has been engaged in an ongoing effort to identify a landfill site. Condition 4 of the prior LUC Order in Docket No. SP09-403, which was certified on October 22, 2009 (“2009 LUC Order”), stated:

“On or before November 1, 2010, the Applicant shall begin to identify and develop one or more new landfill sites that shall either replace or supplement the WGSL.”

In accordance with Condition 4 of the 2009 LUC Order, Mayor’s Advisory Committee on Landfill Site Selection (“MACLSS”) met in 2011 and 2012, and completed its final report on September 25, 2012. All committee meetings were open to the public and to public comment. In the final report, 11 potential sites were identified and ranked based on community criteria. Handouts provided to the MACLSS, the Group Memory of each meeting, and the final report are posted online at www.honolulu.gov/opala.

The City retained a consultant to further review and analyze the sites based on technical and engineering considerations. The report, “Assessment of Municipal Solid Waste Handling Requirements for the Island of Oahu”, was completed in November 2017 and is available online at www.honolulu.gov/opala.

The passage of Act 73 (2020) prohibits the construction, modification, or expansion of waste disposal facilities without first establishing a buffer zone of no less than one-half mile around the waste or disposal facility. Although not required, the active area of WGSL is in compliance with this requirement.

PVT Landfill informed haulers that due to the passage of Act 73, PVT would no longer be an option for disposal of asbestos containing material (“ACM”) after January 1, 2021. To provide an on-island option for ACM, WGSL began accepting ACM on January 6, 2021.

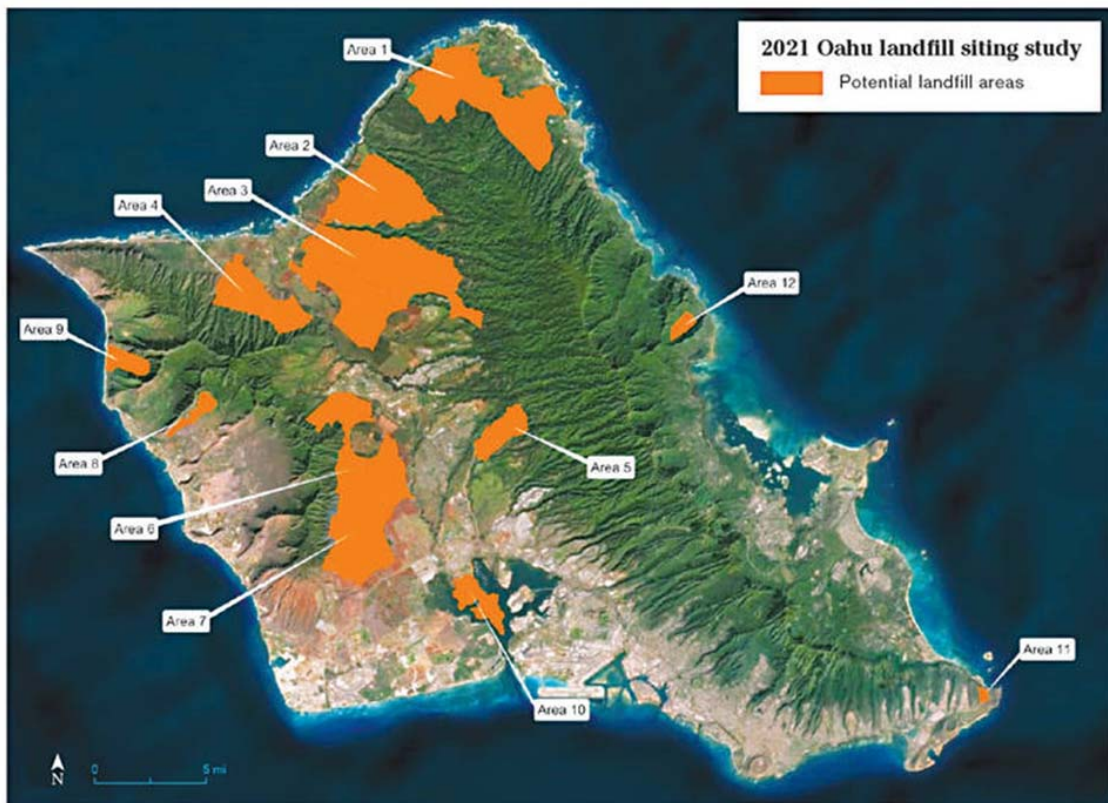
With PVT unable to proceed with their planned expansion, they are expecting to close within the next eight years according to a recent interview with Spectrum News. The City is gathering information to draft legislation for C&D waste recycling. The City is also working with Covanta to apply for permit modifications for H-POWER to be able to accept the wood or combustible fraction. In addition, Chapter 42 of the Revised Ordinances of Honolulu should be amended to include fees that reflect the actual cost of disposal and special handling required for asbestos and other special wastes.

In 2020, ENV began preparing an application for a District Boundary Amendment (“DBA”) to change the zoning of the WGSL site from Agricultural to Urban. ENV also began the environmental review process for the DBA. The EIS and DBA application are not being pursued at this time pending further development of landfill siting activities.

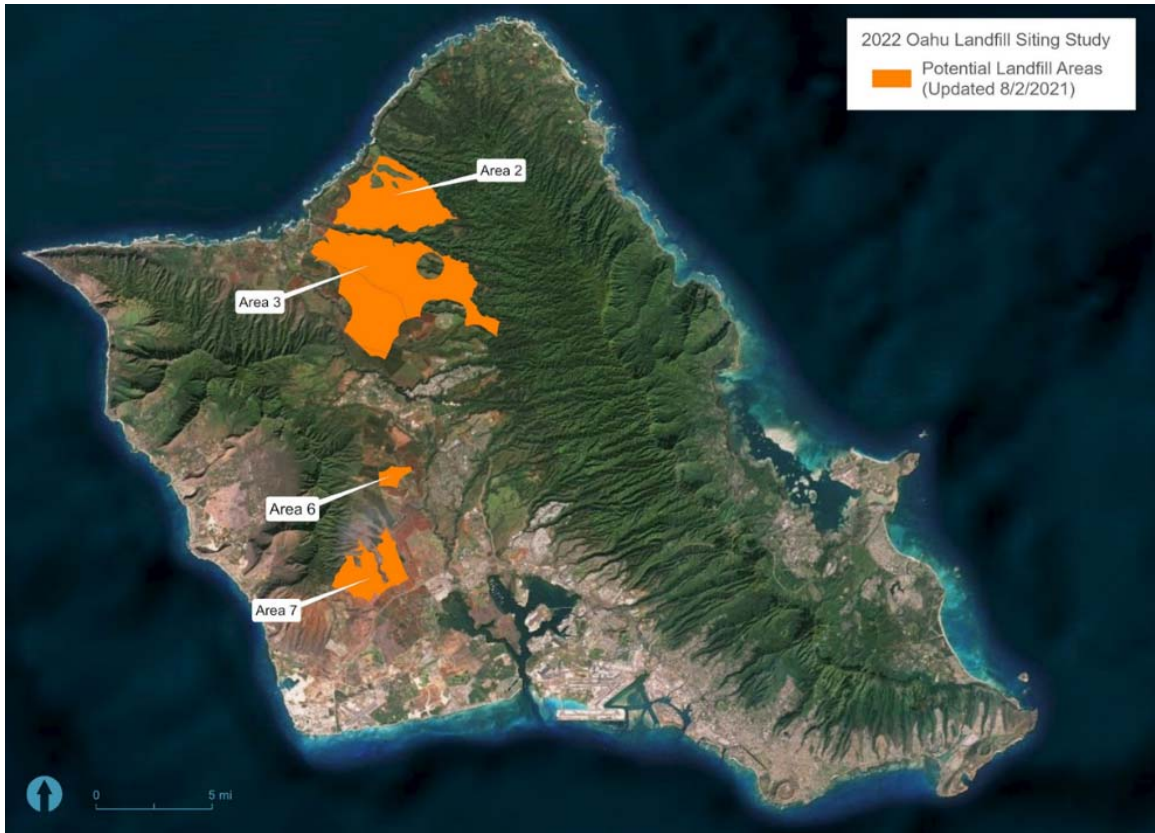
An initial review of the available sites in Fall 2020 reduced the number of potential future landfill sites to four (Keaau, Upland Kahuku 1 and Upland Pupukeya 1 and 2) based on sites short-listed in the 2017 landfill siting report. However, additional review in January 2021 determined that a more thorough review and evaluation of new locations island-wide with respect to Act 73 is warranted.

On April 27, 2021, ENV presented an update on integrated solid waste management and progress towards a future landfill site at a joint City Council committee meeting. ENV shared a preliminary map showing areas compliant with Act 73 where a landfill could potentially be located. The consultant further refined the areas with respect to Act 73 and other constraints.

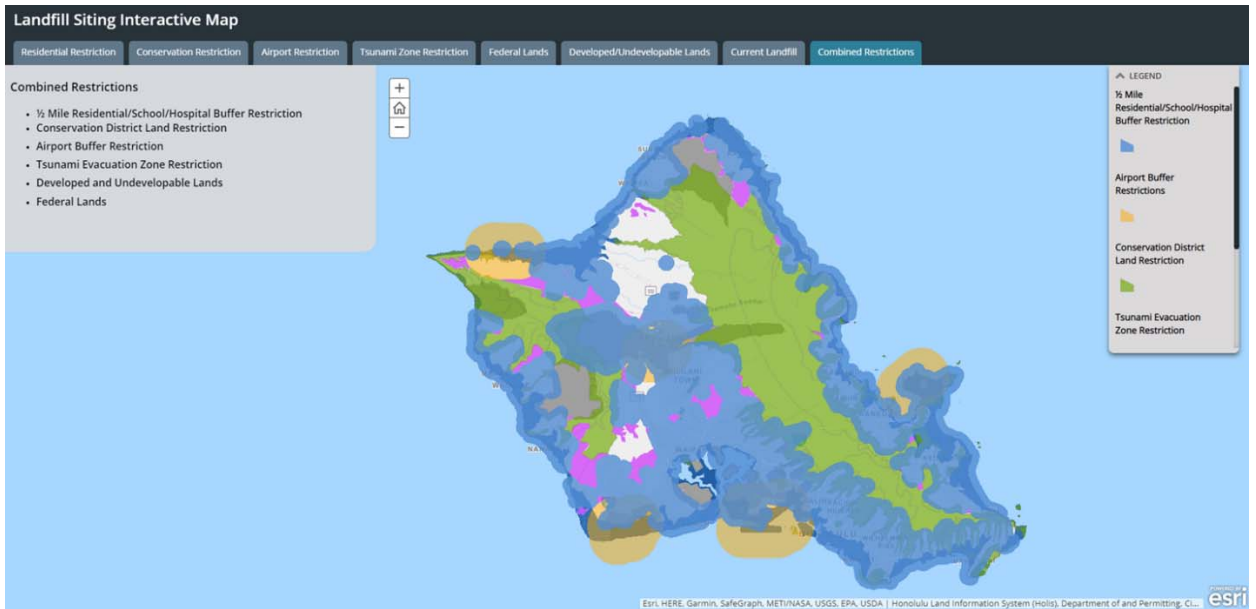
PROGRESS TOWARD FUTURE LANDFILL SITE



On August 26, 2021, ENV presented a landfill siting update to joint City Council committee. ENV shared a further refined map of areas where a landfill could potentially be located.



On August 27, 2021, ENV launched a new landfill siting website containing an interactive map tool, resident survey and questions and answers.



On September 24, 2021, Mayor Rick Blangiardi appointed nine members to the Landfill Advisory Committee (“LAC”), which was established in accordance with

Section 4-103 of the Revised Charter of the City and County of Honolulu 1973 (2017 edition), as revised.

The LAC's inaugural meeting was held on October 4, 2021. A total of eight meetings were conducted with the last meeting held on June 6, 2022. The LAC evaluated and scored six proposed landfill sites shown below. The scores were used to produce the site ranking, but the committee recommended that none of the sites are suitable due to their proximity to the drinking water aquifer (i.e., in the Board of Water Supply's "No Pass Zone"). The LAC report has been finalized. To learn more about the LAC or view the report, the public should visit www.honolulu.gov/opala/newlandfill.



On October 24, 2022, ENV briefed the board members of the Honolulu Board of Water Supply ("BWS") about the status of the landfill site selection, the urgency of the City's need to identify an alternative landfill site by December 31, 2022, and the LAC's reservations relating to the six proposed sites because of their location in the BWS No Pass Zone. ENV sought clarity on BWS' legal authority over landfill siting in the No Pass Zone; asked whether that authority was exercised; and if not exercised, when the City should seek such a determination from the BWS. The BWS Board did not provide a response to ENV's inquiry at the informational briefing.

On November 3, 2022, ENV sent a follow-up letter to the BWS to ask for its official response or position. On November 16, 2022, the BWS responded to ENV via letter, stating that it does not approve any of the six proposed landfill sites because they are all located in the BWS No Pass Zone.

On December 23, 2022, ENV filed with the Department of Planning and Permitting, City and County of Honolulu (“DPP”), an application to modify State Special Use Permit File No. 2008/SUP-2 (SP09-403), specifically to modify the conditions that set a December 31, 2022 deadline to identify an alternative landfill site. ENV’s application can be found at the State LUC website:

<https://luc.hawaii.gov/completed-dockets/special-permits/oahu/sp09-403/2022-motion/>

That same day, the Mayor and ENV held a press conference announcing ENV’s application and plan to pursue the LAC’s recommendations to explore the use of federal lands outside the BWS No Pass Zone and work with the state legislature on a new law or amendments to existing law that would open up potential sites outside the No Pass Zone.

On March 31, 2023, DPP accepted ENV’s application for processing. DPP is accepting public comments submitted to dpp@honolulu.gov through April 28, 2023. More information can be found at <https://www.honolulu.gov/dpp/public-input.html>.

ENV has begun discussions with U.S. military officials regarding the City’s potential interest in using federal military-owned land for a City landfill. ENV intends to assess the military’s willingness to partner on this issue as soon as possible so that ENV can focus its efforts accordingly. At the same time, ENV is also researching non-military areas outside of the BWS’ No Pass Zone that are wholly or partially restricted under state law (Act 73) in anticipation of pursuing changes to state law that would permit the use of certain areas for landfill purposes. If state law is changed and a potential landfill site becomes available, ENV may need to pursue eminent domain or a related action to acquire a candidate site.

ENV is continuing to periodically update the City Council and Neighborhood Boards.

B. The following table summarizes the amount of Municipal Solid Waste (MSW), and H-POWER ash and residue delivered to WGSL during the last three months:

| MONTH | MSW* | ASH | RESIDUE |
|---------------|----------|-----------|---------|
| January 2023 | 8,651.78 | 12,225.49 | 0 |
| February 2023 | 2,998.34 | 12,020.48 | 0 |

| | | | |
|------------|-----------|-----------|---|
| March 2023 | 16,875.92 | 11,968.48 | 0 |
|------------|-----------|-----------|---|

*Note: MSW includes the following waste streams: MSW, auto shredder residue (ASR), special waste, sludge and does not include homeowner loads.

3. Progress Report on Source Reduction, Landfill Diversion, Recycling and Planning

A. Source Reduction

Source reduction is the highest priority among the solid waste management practices and processing methods for the State. The City’s source reduction efforts currently focus on providing public education to increase awareness of existing source reduction resources and encourage residents and businesses to prevent waste at the source.

Plastic Bag Ordinances – Since July 1, 2015, businesses are prohibited from providing plastic checkout bags and non-recyclable paper bags to their customers at the point of sale. Per Ordinance 12-8, amended by Ordinance 14-29, ENV is responsible for implementing and enforcing the ban. All information pertaining to the ban is posted online on www.honolulu.gov/opala. Businesses are required to submit annual compliance information to verify their compliance with the ban. The ban was amended by Ordinance 17-37 to require businesses to charge a minimum of 15 cents for each reusable, recyclable paper or compostable bag provided to customers at the point of sale, effective July 1, 2018. Beginning January 1, 2020, compostable bags were banned, and plastic film bags were no longer considered to be reusable bags. The ban was further amended by Ordinance 19-30 by changing the definition of “plastic” and amending the definitions for “plastic checkout bag” and “plastic film bag” as well as revising the exemptions list, effective April 1, 2020.

Disposable Food Ware Ordinance – The intent of Ordinance 19-30, commonly referred to as the Disposable Food Ware Ordinance (“DFWO”), is to protect human safety and welfare, and to improve environmental quality on the island, in the neighboring marine environment, and globally. The DFWO affects all food vendors and businesses operating within the City by amending the Oahu Plastic Bag Ban and restricting the use and sale of polystyrene foam food ware, disposable plastic food ware and disposable plastic service ware. The DFWO also prescribes when disposable service ware may be provided. Inspections for compliance with Ordinance 19-30 began in June 2021. On June 25, 2021, the City suspended the restrictions on disposable plastic service ware and polystyrene foam food ware contained in Section 41-27.2(b) and (d), Revised Ordinances of Honolulu, in an effort to promote and protect the public health,

safety, and welfare of the residents of the City, and to provide relief from the economic impact directly and indirectly caused by COVID-19. Subsequently on December 10, 2021, Sections 41-27.2(a) and (c) and Section 41-27.4 were suspended to alleviate the economic hardship and inequity caused by the COVID-19 emergency and emergency actions that were taken to implement public health best practices, and the supply chain challenges caused by global shipping delays. The suspension of Sections 41-27.2 and 41-27.4 continued through March 5, 2022. On March 3, 2022, ENV granted an exemption request by Chamber of Commerce Hawaii, Hawaii Restaurant Association, Retail Merchants of Hawaii, and Hawaii Food Industry Association, for the use of disposable plastic food ware. The exemption ended on September 5, 2022.

Source Reduction Working Group (SRWG) - In accordance with the Integrated Solid Waste Management Plan, ENV will convene a Source Reduction Working Group (SRWG) to determine the topics of interest related to source reduction and the initiatives that can be pursued by the City and other groups to encourage source reduction. ENV has a contractor on board for facilitation of the group and is formulating the plan for the group. The inaugural meeting has been scheduled for April 19, 2023 at 1:00 PM at Kapolei Hale Conference Room A. ENV will be reaching out to nonprofit groups and other potentially interested parties to determine interest in participation. Extended producer responsibility (EPR) and packaging will be major focus points. ENV will provide updates on the SRWG in future public hearings and reports.

B. H-POWER

The H-POWER Waste-to-Energy facility is operating at full capacity, including processing of treated dewatered wastewater sludge, bulky waste, ENV-Refuse collected used auto tires and treated non-sharps medical waste.

In July 2021, H-POWER began combusting its process residue on a trial basis. Operating data is being collected to determine whether to make the change permanent. This change has reduced the amount of process residue being disposed at the landfill from about 4000 tons per month to zero.

A contract for the processing and beneficial reuse of ash has been executed with Covanta Projects LLC. On June 1, 2022, ENV issued the Notice to Proceed for Phase I of the project. Phase I includes planning, permitting and 30% design. This project, when permitted and built, has the potential to divert at least 60% of the H-POWER ash that is currently disposed at WGSL.

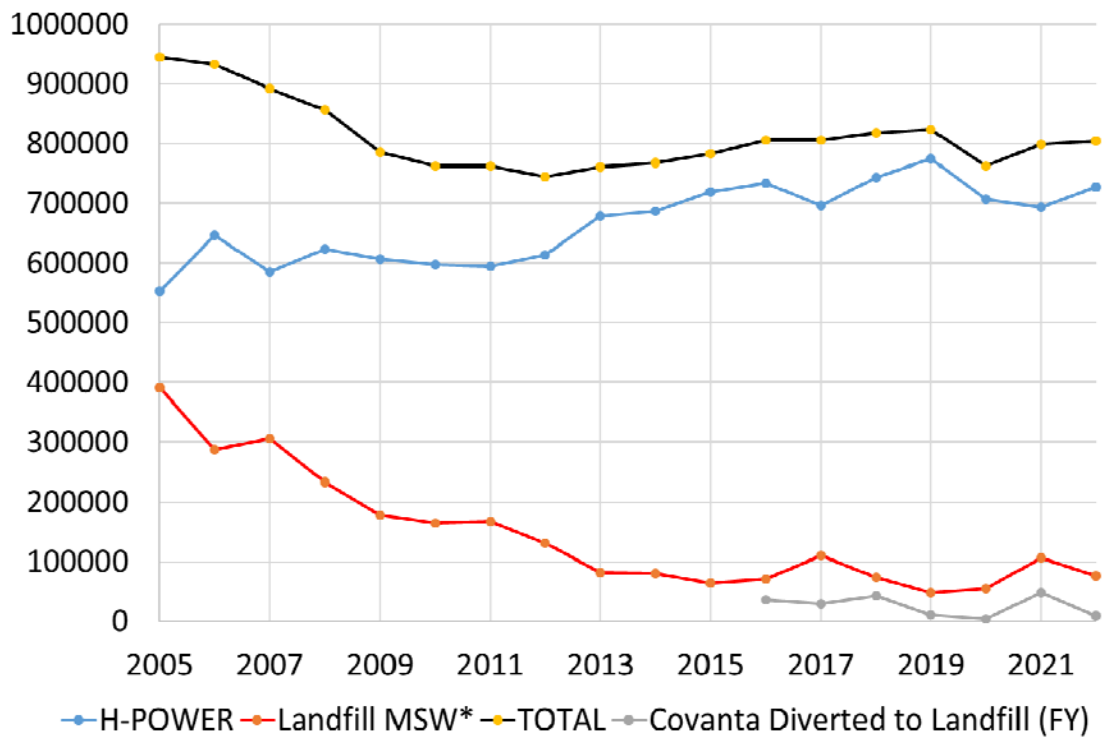
On March 17, 2023, ENV issued NTP to Covanta for the 18-month design phase (through October 31, 2024) of the RDF waste processing facility (WPF) in-feed improvements. The project will provide the RDF facility the ability to process bulky items and detect unacceptable items such as compressed gas cylinders.

Approximately 30,000 tons per year of ASR is disposed at WGSJ. Although ASR was envisioned to be diverted to H-POWER, evaluation of ASR test data has concluded that the high Fluorine and Chlorine content of the material can be extremely harmful to the boiler. The matter is pending further evaluation and possible testing. The ash project may consider ASR processing as a potential future option.

ENV has formally requested Covanta to evaluate the feasibility of accepting additional special wastes including C&D wood, spent granular activated carbon and used oil.

The following graph illustrates the reduction of MSW delivered to WGSJ (red line) generally as a result of source reduction and diverting more waste from the landfill to H-POWER (blue line). Slightly higher landfill tonnages in 2017 and 2021 were due to facility refurbishment projects and major turbine-generator maintenance.

Annual MSW Tonnage



Future planned improvement projects including a second dump condenser are intended to further reduce the amount of MSW diverted to WGSL during H-POWER maintenance outages.

C. Materials Recycling

To present a complete waste flow picture for Oahu, the most current data available is for calendar year 2021. Although waste to WGSL and H-POWER is tracked monthly by ENV, recycling data is provided by commercial recycling companies that are surveyed annually. Recycling data for 2021 was gathered and compiled during the second half of 2022; updated charts and analysis are posted below. Recycling data for 2021 is posted on www.honolulu.gov/opala.

The island's waste data is presented in two charts:

1. TOTAL WASTE which includes Municipal Solid Waste ("MSW") and C&D material, processed through recycling, waste-to-energy or landfilling; and
2. MSW only, processed through recycling, waste-to-energy or landfilling.

Both charts present data for the most recent five (5) calendar years (2017-2021). Moreover, this data shows how Oahu's waste was diverted from WGSL through recycling and waste-to-energy.

TOTAL WASTE data is presented in the chart below. For 2021, rates for C&D material recycling and disposal decreased overall from 2020, while recycling and waste-to-energy combined to divert nearly 73% of waste from landfills. There are two landfills on Oahu: the City's WGSL, which is designated for MSW, and the privately-owned PVT Landfill, which is permitted for C&D waste only.

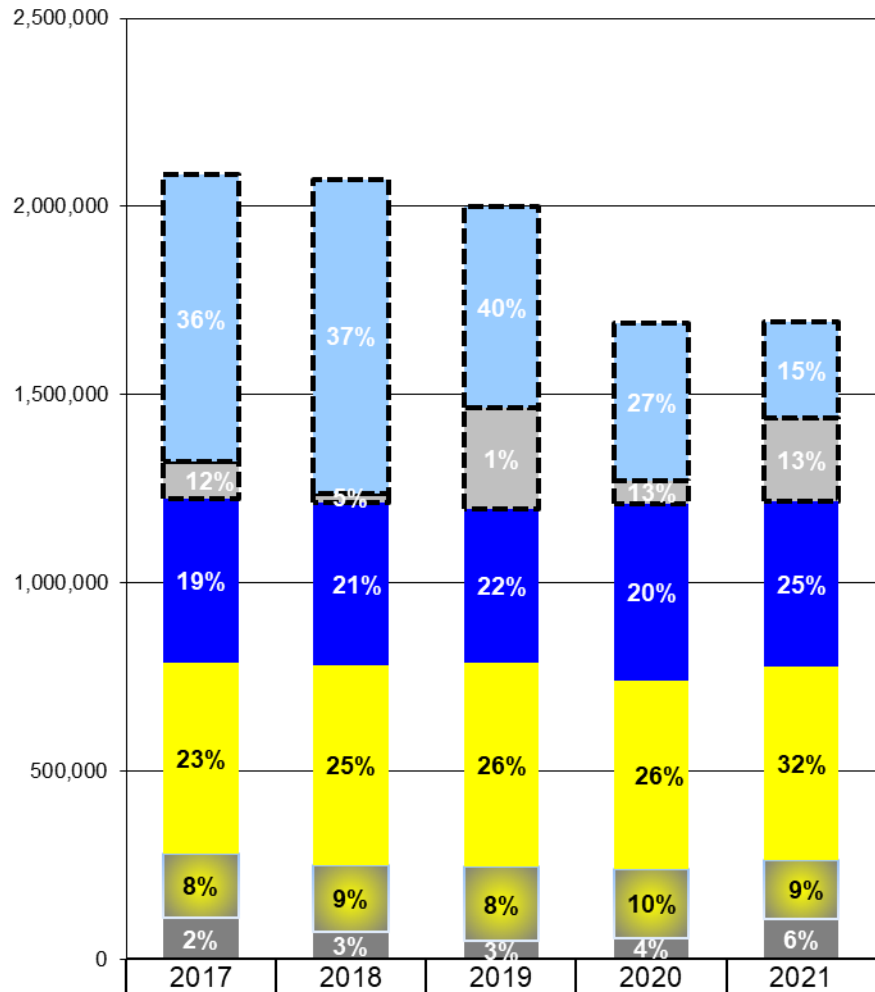
Total Waste Stream on Oahu (Tons)

CALENDAR YEAR

C&D =
Construction &
Demolition

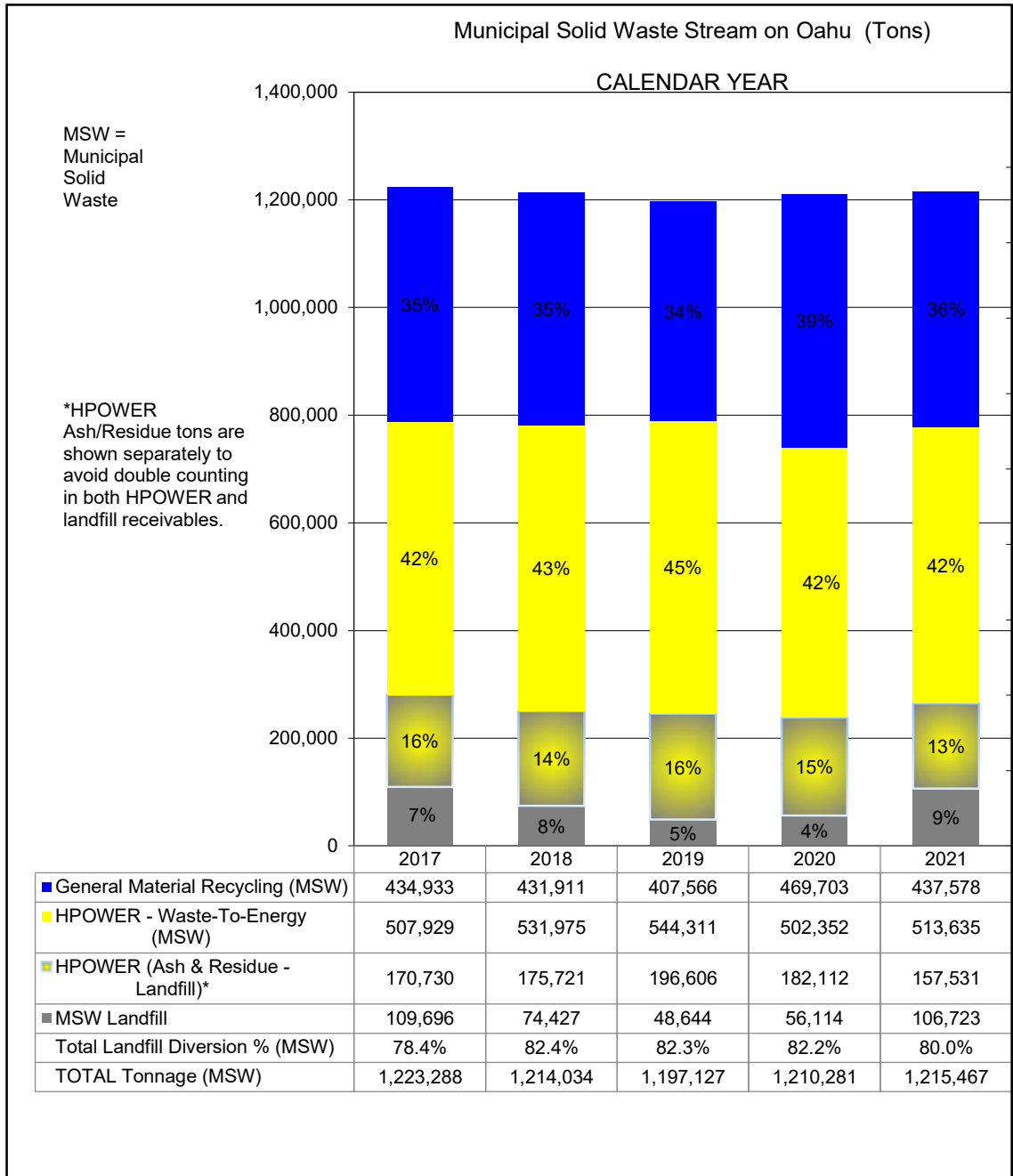
MSW =
Municipal Solid
Waste

*HPOWER
Ash/Residue
tons are shown
separately to
avoid double
counting in both
HPOWER and
landfill
receivables.



| | 2017 | 2018 | 2019 | 2020 | 2021 |
|--|-----------|-----------|-----------|-----------|-----------|
| C & D - Recycling | 763,279 | 833,566 | 534,722 | 417,854 | 255,135 |
| C & D Landfill | 97,426 | 24,939 | 268,796 | 61,694 | 222,238 |
| General Material Recycling (MSW) | 434,933 | 431,911 | 407,566 | 469,703 | 437,578 |
| HPOWER - Waste-To-Energy (MSW) | 507,929 | 531,975 | 544,311 | 502,352 | 513,635 |
| HPOWER (Ash & Residue - Landfill)* | 170,730 | 175,721 | 196,606 | 182,112 | 157,531 |
| MSW Landfill | 109,696 | 74,427 | 48,644 | 56,114 | 106,723 |
| Total Landfill Diversion % (MSW / C&D) | 82.7% | 88.5% | 76.0% | 83.6% | 72.5% |
| TOTAL Tonnage | 2,083,993 | 2,072,539 | 2,000,645 | 1,689,829 | 1,692,840 |

MSW ONLY data is presented in the chart below. Robust recycling and waste-to-energy rates continue to contribute to the steady decline of MSW tonnage going to the WGSL. Considering MSW only and landfill diversion specific to the WGSL, the landfill diversion rate achieved through recycling and waste-to-energy is at 80%, and the general material recycling rate decreased to 36%, an increase of 1% from 2017. Landfill diversion rates for the most recent five (5) years at WGSL are charted below, allowing for a better visual assessment of the data. Important to note that 9% of the approximate 20% of material landfilled at WGSL in 2021, was MSW, with the rest consisting of ash and noncombustible residue from H-POWER.



Recycling data: The tables below provide detail of tons recycled by material type. The City has gathered annual recycling data since 1988 (except for 1989 and 1990). Note the upward trend of general material recycling from approximately 75,000 tons in 1988 to nearly 470,000 tons in 2020. Recycling of C&D materials, such as concrete, rock and asphalt, contributed an additional 417,854 tons to the recycling rates, for a total of almost 900,000 tons recycled for 2020. C&D recycling rates tend to fluctuate based on the volume and type of construction projects undertaken from year to year but have risen significantly since 2015 due to ongoing major projects. In 2020, there was a significant drop in C&D Recycling due to a decrease in construction and the stored recyclable material at the private C&D landfill.

Yearly Recycling Rates (tons)

| Year | General Material Recycling | C&D Recycling | Total Recycled |
|------|----------------------------|---------------|----------------|
| 2021 | 437,578 | 255,135 | 692,713 |
| 2020 | 469,703 | 417,854 | 887,557 |
| 2019 | 407,566 | 534,722 | 942,288 |
| 2018 | 431,911 | 868,617 | 1,300,528 |
| 2017 | 434,933 | 763,279 | 1,198,212 |
| 2016 | 430,831 | 830,414 | 1,261,245 |
| 2015 | 449,153 | 731,865 | 1,181,018 |
| 2014 | 475,953 | 401,335 | 877,286 |
| 2013 | 477,011 | 257,287 | 734,298 |
| 2012 | 487,159 | 179,906 | 667,065 |
| 2011 | 490,061 | 181,087 | 671,148 |
| 2010 | 448,639 | 101,556 | 550,195 |
| 2009 | 426,947 | 116,670 | 543,617 |
| 2008 | 456,876 | 216,745 | 673,621 |
| 2007 | 453,282 | 148,952 | 602,234 |
| 2006 | 421,072 | 121,675 | 542,747 |
| 2005 | 417,669 | 193,829 | 611,498 |
| 2004 | 386,338 | 173,916 | 560,254 |
| 2003 | 366,639 | 106,773 | 473,412 |
| 2002 | 352,699 | 139,055 | 491,754 |
| 2001 | 367,300 | 114,070 | 481,370 |
| 2000 | 327,710 | 165,000 | 492,710 |
| 1999 | 314,075 | 225,200 | 539,275 |
| 1998 | 318,690 | 148,800 | 467,490 |
| 1997 | 313,394 | 204,400 | 517,794 |
| 1996 | 299,574 | 95,300 | 394,874 |
| 1995 | 294,340 | 44,400 | 338,740 |
| 1994 | 290,412 | 35,700 | 326,112 |
| 1993 | 241,600 | 30,000 | 271,600 |
| 1991 | 167,152 | 0 | 167,152 |
| 1988 | 73,992 | 0 | 73,992 |

| Oahu Recycling 2021 | |
|--|-----------------------|
| Material Type | Amount in tons |
| PAPER | |
| Corrugated Cardboard | 38,926 |
| Newspaper | 7,023 |
| Office Paper | 757 |
| Other Paper | 679 |
| METALS | |
| Ferrous (includes autos) | 145,390 |
| Non-Ferrous (includes aluminum) | 11,407 |
| GLASS | 9,875 |
| PLASTIC | 4,747 |
| TIRES | 10,093 |
| AUTO BATTERIES | 6,883 |
| ELECTRONIC SCRAP | 3,576 |
| GREEN WASTE (yard trimmings) | 153,085 |
| WOOD WASTE/PALLETS | 7,112 |
| CONSTRUCTION & DEMOLITION (rock, concrete, asphalt) | 255,135 |
| FOOD WASTE | 25,047 |
| OTHER REUSE (Goodwill, Salvation Army) | 12,980 |
| TOTAL | 692,713 |

The City's efforts to increase residential recycling rates have continued with its ongoing efforts to educate residents about the value and benefits of its three-cart curbside program, and the continued promotion and rejuvenation of its condominium recycling assistance program. Additionally, the City requires commercial sector recycling through mandatory laws established by City ordinance, and provides assistance to businesses to setup and expand their recycling programs.

1. Curbside Recycling – Curbside recycling participation remains strong and material recovery rates are increasing every year. ENV completed the final phase expansion of the fully-automated 3-cart curbside recycling program May 2010. There are currently 170,000 homes participating in the program, capturing material at a rate of 23,000 tons of mixed recyclables and 75,000 tons of green waste per year. Increased public experience with identifying and sorting recyclables is producing higher results for the City's curbside recycling program. The program continues to be evaluated to identify strategies for improving participation, efficiencies and to decrease contamination.

Ordinance 22-10 adds food waste to the City's island-wide curbside collection. ENV is in the planning phase to pilot different food waste collection methods and plans to implement a curbside collection of food waste by January 1, 2024.

2. Multi-Material Recycling Centers – Recycling is available to those without curbside collection service. There are two City recycling drop-off locations in Haleiwa, one fronting its Waialua Base Yard (Emerson Rd.) and the other at its Kawaihoa Transfer Station. Both locations feature several 96-gallon blue carts,

complete with instructional signage and stickers for the community to use. All blue cart recyclables are acceptable, including plastics (1 & 2), glass bottles and jars, metal cans, newspaper, paper bags, corrugated cardboard and white and colored office paper.

3. Condominium Recycling – The City continues to promote condominium recycling through a program reimbursing condominium properties for costs associated with the start-up of a recycling program, and additionally provides technical assistance, educational materials, wheeled carts and guidance in establishing collection services.
4. Electronic Waste (e-waste) – A State law requiring manufacturers to provide take-back programs for electronic waste went into effect January 1, 2010, and is administered by DOH. In general, the covered electronics include computers and televisions. Collection and recycling of e-waste has increased, but the law is weak in its requirements for the manufacturers to achieve recovery goals or to provide consumer convenience in take back programs. In 2015, the law was amended to require electronic device manufacturers to establish drop-off locations for e-waste and prohibited mail-back only recycling options for some devices. In 2022, the law was amended once again for manufacturers to establish a recycling plan that includes convenient collection at a minimum of once per month and zip code area with a population greater than 25,000. ENV continues to work in collaboration with DOH and local e-waste recycling companies to support local programs and legislative proposals.
5. Business Recycling Programs – The City continues to provide assistance to commercial sector recycling efforts and to ensure compliance with mandatory recycling policy established in the mid 1990's, which requires office buildings to recycle office paper, bars/restaurants to recycle glass and a variety of food operations to recycle food waste. It is no longer mandatory for Advance Disposal Fee (“ADF”) glass to be sorted by the liquor establishments but the recyclers still receive ADF glass through their commercial accounts. The City suspended the ADF portion of the glass relating to the glass ordinance but the City still receives the State Subsidy for ADF glass the recyclers are collecting. State legislation is needed to increase the fee to lift the suspension on the ADF glass. Disposal site bans/restrictions divert materials from WGSL and H-POWER, including green waste, cardboard, metals, tires, auto batteries, and e-waste. The City is encouraging businesses to generate less food waste and to support food security programs. The City provides technical assistance to businesses for designing and implementing recycling programs through how-to guides, workshops and on-site support, and works collaboratively with the State's Green Business Program.
6. Public education – Public education regarding recycling is ongoing and includes the distribution of brochures and print materials, dissemination of information via City's new refuse website, www.honolulu.gov/opala, WasteLine e-newsletter and virtual presentations. There has been an increase in social media participation to

assist with the public education program. Source reduction will be another component to add to our public education program. Opala.org continues to have a redirect to honolulu.gov/opala. The transition period to phase out the old website will occur in 2024.

Composting workshops – Composting workshops presented by City staff were reinstated as part of the City’s public education program. The workshop teaches residents to manage green waste at home by utilizing the green cart for large items such as branches and to aerobically compost the grass trimmings, leaves and small diameter branches. The City is also gathering information to provide food waste composting through the use of worms called vermiculture and beneficial microbes with the Bokashi method.

Recycling education in the schools – Recycling education shows presented by the Honolulu Theatre for Youth (“HTY”) combined with classroom activity books educate our youth to become expert recyclers and encourage them to support their family to properly sort their waste at home. Every year, the program reaches approximately 20,000 students and teachers. The 13th season includes live performances at 30 schools featuring environmental issues including solid waste management and concludes in late February 2023.

D. Integrated Solid Waste Management Plan

Hawaii Revised Statutes (HRS) Section 342G-24 requires each county to submit revised integrated solid waste management plans every 10 years with an interim status report submitted five years after every submission of a revised plan. The City has completed the most recent Integrated Solid Waste Management Plan, dated November 2019. The plan was completed after Solid Waste Advisory Committee meetings, DOH review, and a public comment period. Comments from each step were incorporated. The plan is posted online at www.honolulu.gov/opala.

5. Relevant City Council Resolutions and Bills

| RESOLUTION NO. | DESCRIPTION | STATUS |
|----------------|---|-----------------------------|
| 03-09 | Establishing a City policy that municipal solid waste landfills should not be located over the City’s underground drinking water sources. | Resolution adopted 4/16/03. |
| 15-167 | To establish a city policy to expedite the closure of the WGSL and the implementation of sustainable waste management practices. | Resolution adopted 7/8/15. |

| | | |
|-----------------|---|--|
| 16-147 | Authorizes the City to enter into an agreement with the State for the allotment of funds for a glass recycling program. | Resolution adopted 7/6/16. |
| 17-340 | Urging the City to develop composting facilities. | Resolution adopted 2/28/18. |
| 18-35 | Requesting the Office of the City Auditor to evaluate the use and impacts of single-use food service containers and plastic bags. | Resolution adopted 2/14/18. |
| 19-101 | Requesting ENV to prepare a report evaluating operations of Leeward Coast refuse drop-off facilities and recommending improvements thereto. | Resolution adopted 8/7/19. |
| 20-211 | Encouraging the City to support a circular economy, etc. | Resolution adopted 9/9/20. |
| 20-292 | Efficiency improvements at the City's drop-off facilities. | Resolution adopted 12/9/20. |
| 21-105 | Adopting the Climate Action Plan | Resolution adopted 6/2/21. |
| 22-072 | Evaluate feasibility for fee for additional green waste carts. | Resolution introduced 3/29/22. |
| 22-129 | Weekly bulky appointments in the Punchbowl-Makiki area. | Resolution introduced 5/18/22. |
| BILL NO. | DESCRIPTION | STATUS |
| 40 (2019) | Addresses single-use plastic goods and plastic bags. | Bill enacted as Ordinance 19-30 on 12/15/19. |
| 64 (2019) | Relating to illegal dumping. | Bill enacted as Ordinance 20-4 on 3/5/20 effective 7/1/20. |
| 62 (2020) | Relating to food waste collection. | Bill enacted as Ordinance 22-10 on 6/15/22. |
| 9 (2021) | Relating to expenditures from the solid waste special fund. | Bill introduced 3/2/21. |
| 15 (2021) | Relating to the solid waste special fund. | Bill enacted as Ordinance 21-18 effective 7/1/21. |
| 23 (2022) | Noise from private refuse collection vehicles. | Bill postponed in committee on 6/14/22. |

All resolutions and bills, and video of Council meetings, can be found at the City website, www.honolulu.gov

City Attendees:

Department of Environmental Services (ENV)

Josh Nagashima, Acting Assistant Chief, Environmental Quality Division
 Ahmad Sadri, Energy Recovery Administrator
 Tanner Tamura, Student Intern

Other: None

Public: None